



US00D475918S

(12) **United States Design Patent**
Ajootian

(10) **Patent No.:** **US D475,918 S**

(45) **Date of Patent:** **** Jun. 17, 2003**

(54) **COSMETIC CARRYING CASE**

(76) Inventor: **Janice K. Ajootian**, 128 Singleton St.,
Woonsocket, RI (US) 02895

(**) Term: **14 Years**

(21) Appl. No.: **29/171,795**

(22) Filed: **Dec. 2, 2002**

(51) **LOC (7) Cl.** **09-03**

(52) **U.S. Cl.** **D9/415**

(58) **Field of Search** D9/415, 457, 432,
D9/337, 414; D3/203, 901; 206/461-471,
806, 495, 216, 581, 823; 229/116.1, 235,
239; D28/76, 78, 4

(56) **References Cited**

U.S. PATENT DOCUMENTS

D254,360	S	*	3/1980	Seda	D9/415
D266,829	S	*	11/1982	Yoshizawa et al.	D9/415
4,867,304	A	*	9/1989	Garcia	206/581
D327,427	S	*	6/1992	McCooey	D9/415
5,154,283	A	*	10/1992	Brown	206/461
D368,428	S	*	4/1996	Croft	D9/415
6,062,391	A	*	5/2000	Nahum-Albright	206/581
D438,793	S	*	3/2001	Croft	D9/415
6,326,069	B1	*	12/2001	Barnett et al.	206/581
6,440,175	B1	*	8/2002	Stanley, III	206/581

* cited by examiner

Primary Examiner—Prabhakar Deshmukh
(74) *Attorney, Agent, or Firm*—Robert J Doherty

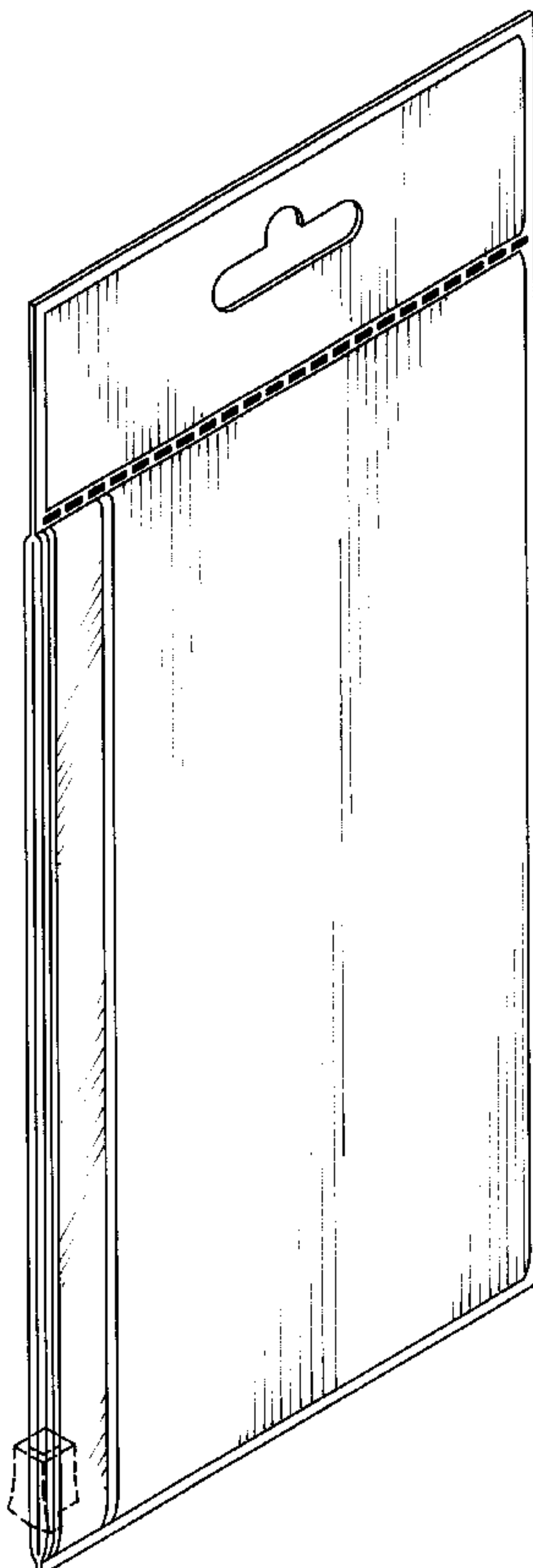
(57) **CLAIM**

The ornamental design for a cosmetic carrying case, as shown and described.

DESCRIPTION

FIG. 1 is a front perspective view of a cosmetic carrying case showing my new design;
FIG. 2 is a front elevational view thereof;
FIG. 3 is a rear elevational view thereof;
FIG. 4 is a left side elevational view thereof;
FIG. 5 is a right side elevational view thereof;
FIG. 6 is a top plan view thereof;
FIG. 7 is a bottom plan view thereof;
FIG. 8 is a front perspective view of a modified form of a cosmetic carrying case showing by new design;
FIG. 9 is a front elevational view of FIG. 8;
FIG. 10 is a rear elevational view of FIG. 8;
FIG. 11 is a left side elevational view of FIG. 8;
FIG. 12 is a right side elevational view of FIG. 8;
FIG. 13 is a top plan view of FIG. 8; and,
FIG. 14 is a bottom plan view of FIG. 8.
The broken line showing of a closure element in FIGS. 1-14 is for illustrative purposes and forms no part of the claimed design.

1 Claim, 8 Drawing Sheets



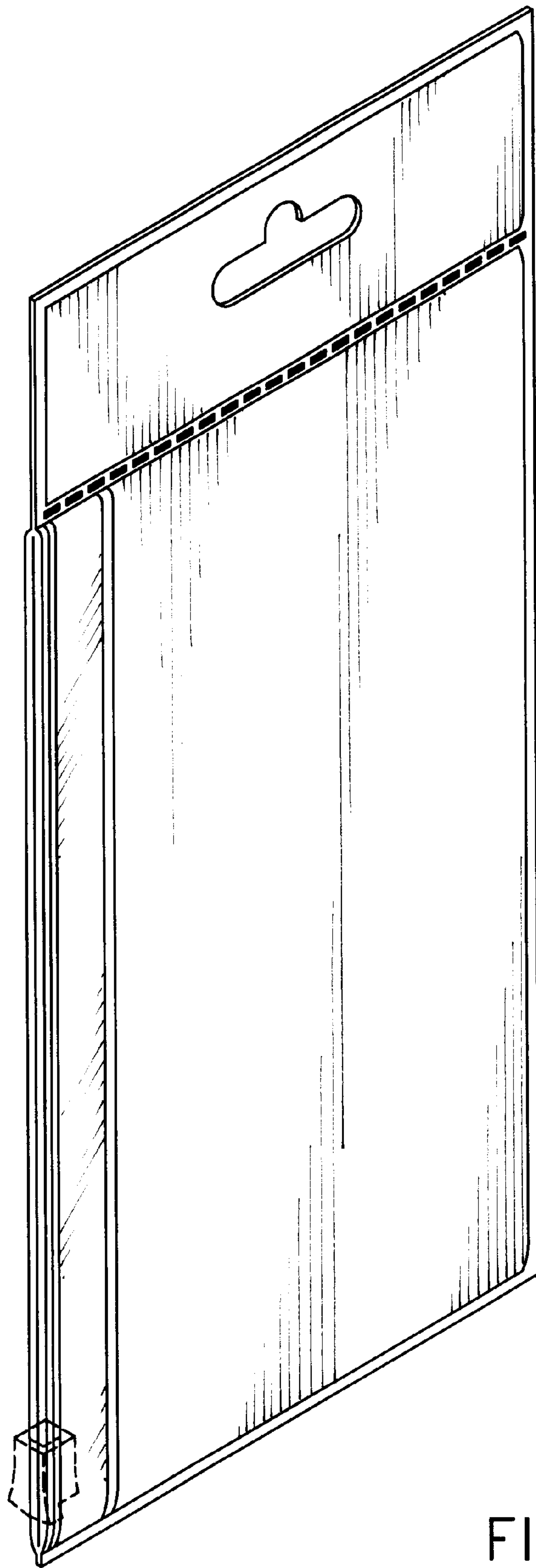


FIG. 1




FIG. 2




FIG. 3



FIG. 4



FIG. 5

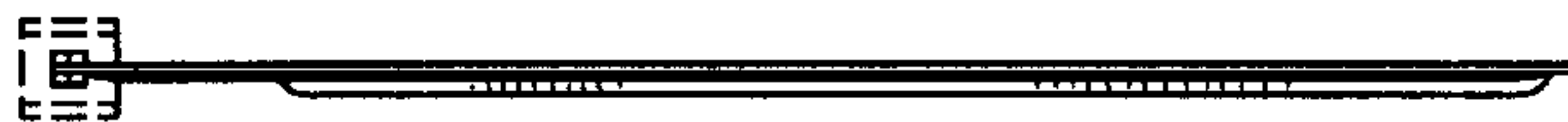


FIG. 6




FIG. 7




FIG. 8




FIG. 9

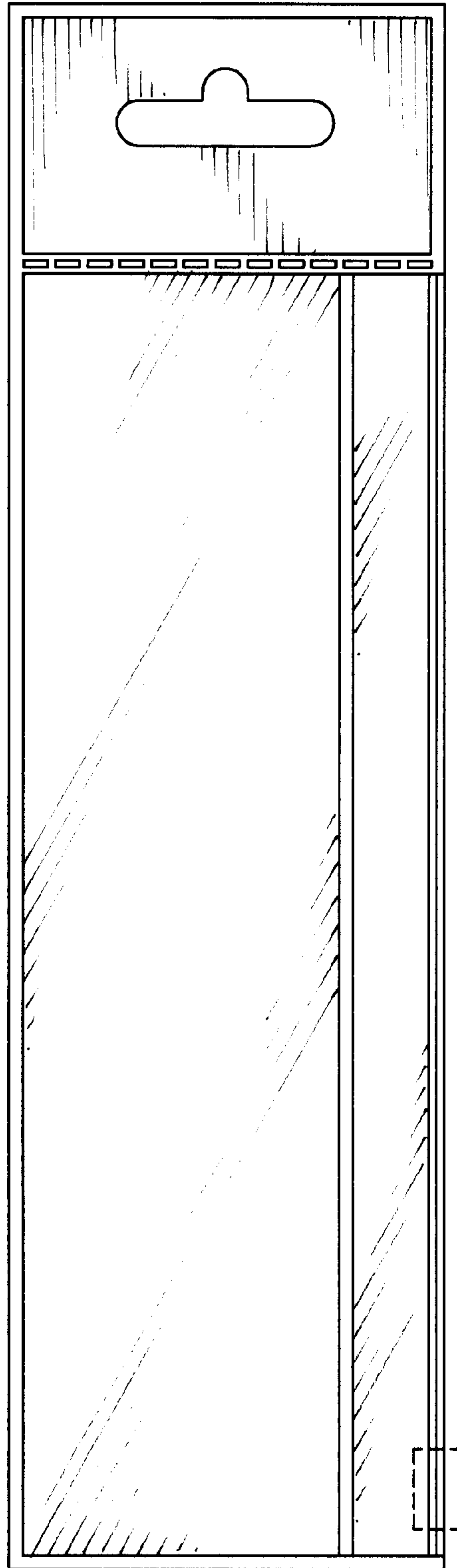


FIG. 10



FIG. 11



FIG. 12



FIG. 13



FIG. 14