



US00D475915S

(12) **United States Design Patent**
Lawrie et al.

(10) **Patent No.:** **US D475,915 S**
(45) **Date of Patent:** **** Jun. 17, 2003**

(54) **FLEXIBLE POUCH**

(75) Inventors: **John C. Lawrie**, Maple Grove, MN (US); **John L. Dennis**, Maple Grove, MN (US); **Timothy Meggers**, Crystal, MN (US)

(73) Assignee: **SoftPac Industries, Inc.**, Minneapolis, MN (US)

(**) Term: **14 Years**

(21) Appl. No.: **29/154,254**

(22) Filed: **Jan. 17, 2002**

(51) **LOC (7) Cl.** **09-05**

(52) **U.S. Cl.** **D9/305**

(58) **Field of Search** D9/305, 306; 383/5, 383/61, 62, 63, 64, 203, 113, 33; 206/439, 459.1; 24/415, 585.12, 339, 400; 229/80; 493/213; 428/35.4

(56) **References Cited**

U.S. PATENT DOCUMENTS

D173,718 S	12/1954	Cargill et al.	
D195,313 S	5/1963	Setecka	
D206,827 S	1/1967	Arcudi et al.	
D208,272 S	8/1967	Corella et al.	
D285,412 S	9/1986	Harwell, Jr.	
D299,751 S	2/1989	Hsei	
D301,546 S	6/1989	McCallister	
D306,555 S	3/1990	Lane et al.	
D318,611 S	7/1991	Sherman	
D318,795 S	8/1991	Christine	
D319,176 S	8/1991	Sherman	
5,059,035 A	* 10/1991	Kristensen	383/33
D338,399 S	8/1993	Conte, Jr.	
D354,906 S	1/1995	Lane, Jr. et al.	
D362,618 S	9/1995	Paling et al.	
5,512,337 A	* 4/1996	Littmann et al.	428/35.4
D386,398 S	11/1997	Davis	
D392,559 S	3/1998	Smith et al.	
D397,608 S	9/1998	Fiore	
5,806,983 A	* 9/1998	Millon et al.	383/113

D410,838 S	6/1999	Berman
D412,665 S	8/1999	Smith et al.
D419,435 S	1/2000	Bonfigli
D420,900 S	2/2000	Berman
D425,409 S	5/2000	Gilliam
D425,410 S	5/2000	Berman
D429,459 S	8/2000	Berman
D430,794 S	9/2000	Parent-Inch
D433,625 S	11/2000	Berman
D434,976 S	12/2000	Berman
D436,847 S	1/2001	Berman
D436,848 S	1/2001	Berman
D436,868 S	1/2001	Chan
D437,549 S	2/2001	Berman
D440,868 S	4/2001	Berman
D451,793 S	12/2001	Berman

* cited by examiner

Primary Examiner—Paula A. Mortimer

(74) *Attorney, Agent, or Firm*—Dorsey & Whitney LLP

(57) **CLAIM**

The ornamental design for the flexible pouch, as shown and described.

DESCRIPTION

FIG. 1 is a perspective view of the front of a pouch of the present invention;

FIG. 2 is an elevational view of the rear of the embodiment of the invention depicted in FIG. 1;

FIG. 3 is an elevational view of the right of the embodiment of the invention depicted in FIG. 1;

FIG. 4 is an elevation view of the left of the embodiment of the invention depicted in FIG. 1;

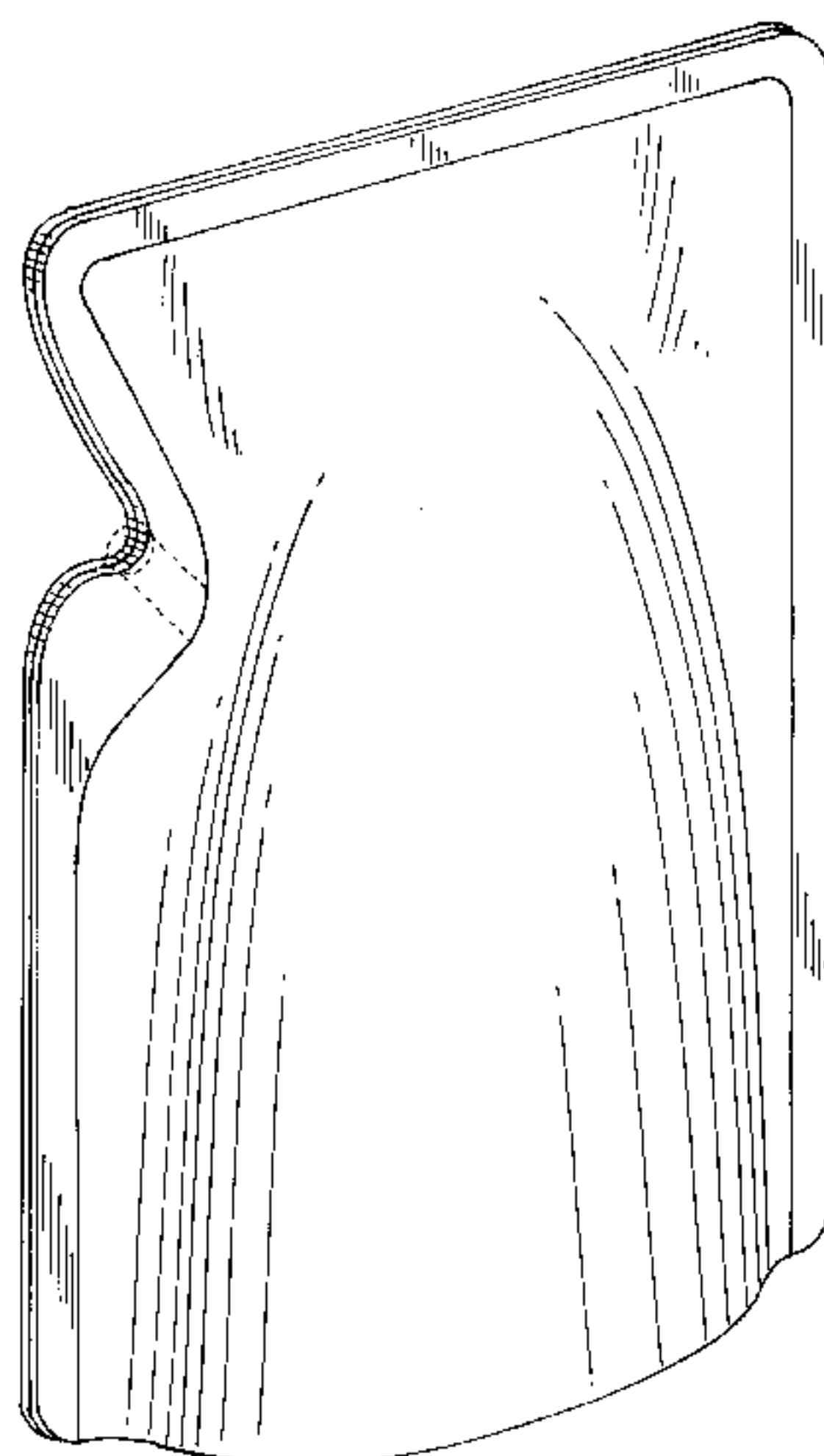
FIG. 5 is an elevational view of the front of the embodiment of the invention depicted in FIG. 1;

FIG. 6 is a plan view of the top of the embodiment of the invention depicted in FIG. 1; and,

FIG. 7 is a plan view of the bottom of the embodiment of the invention depicted in FIG. 1.

The broken lines in FIGS. 1, 2, 3, and 5 are for illustrative purposes only and forms no part of the claimed design.

1 Claim, 3 Drawing Sheets



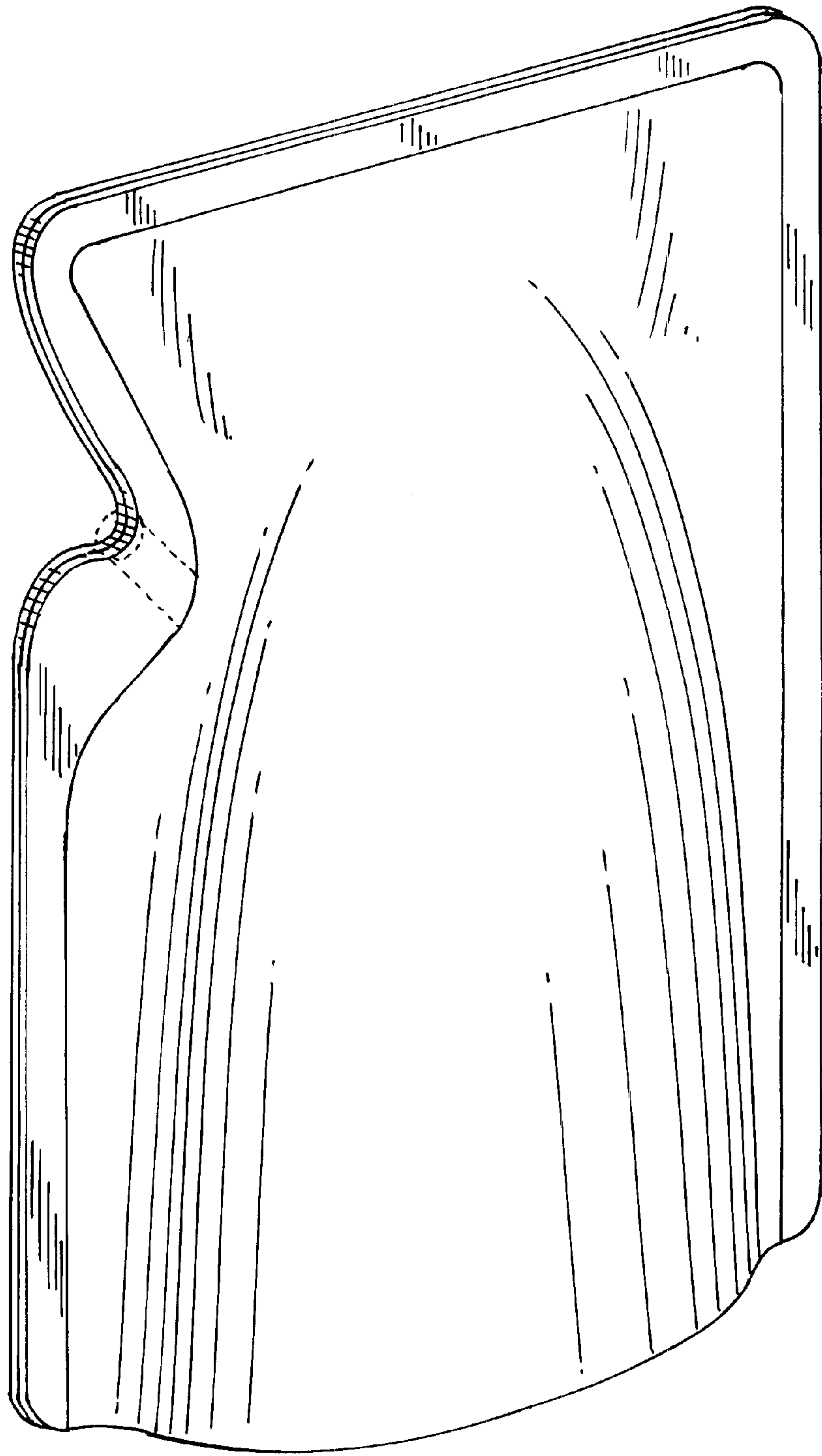


Fig. 1



Fig. 2

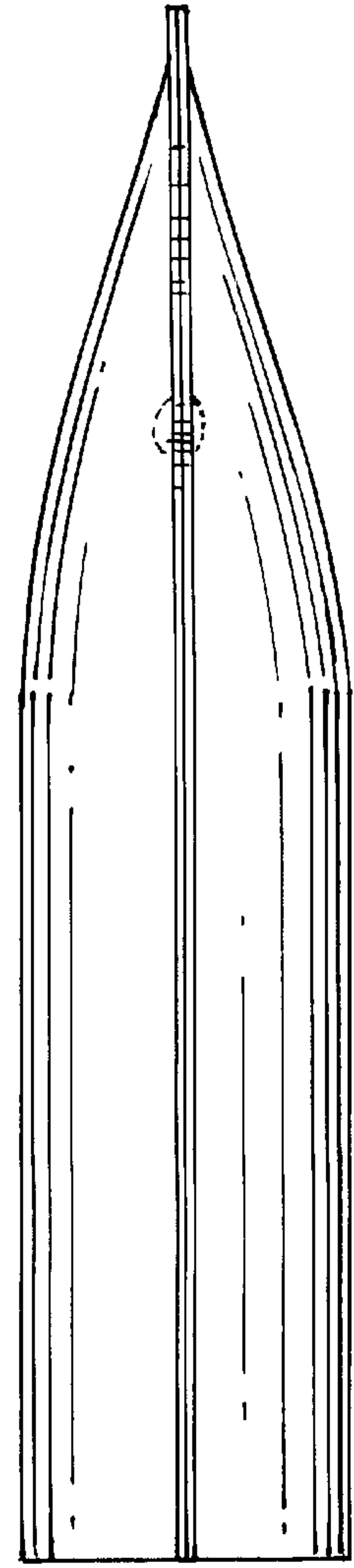


Fig. 3

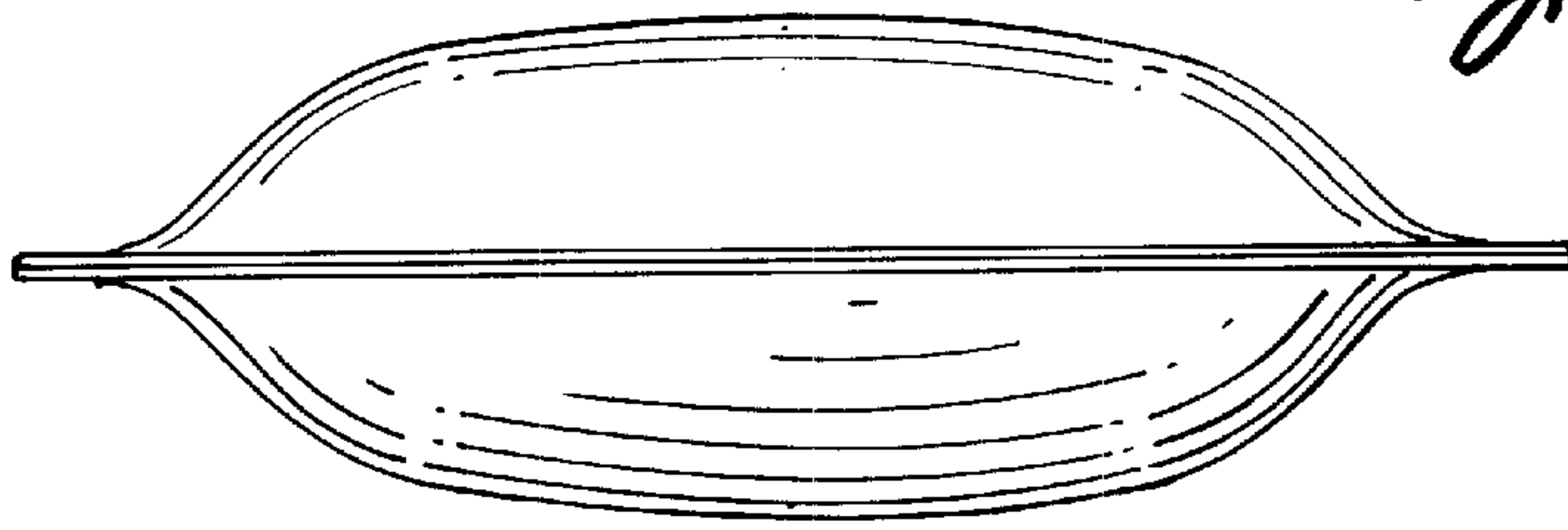


Fig. 6

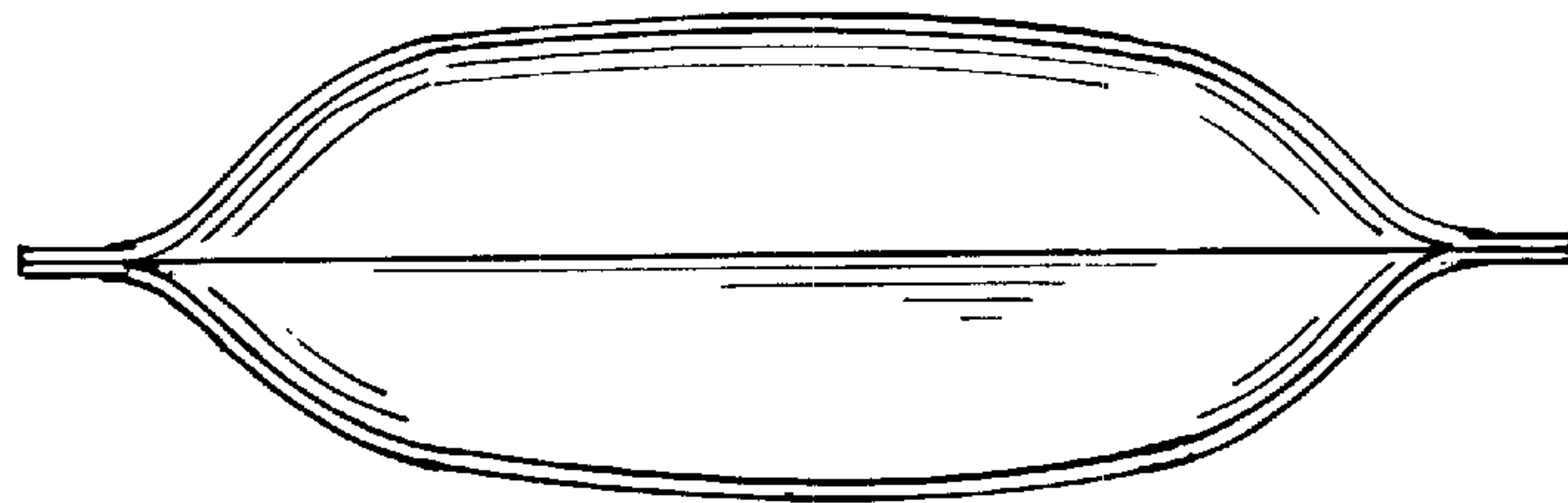


Fig. 7

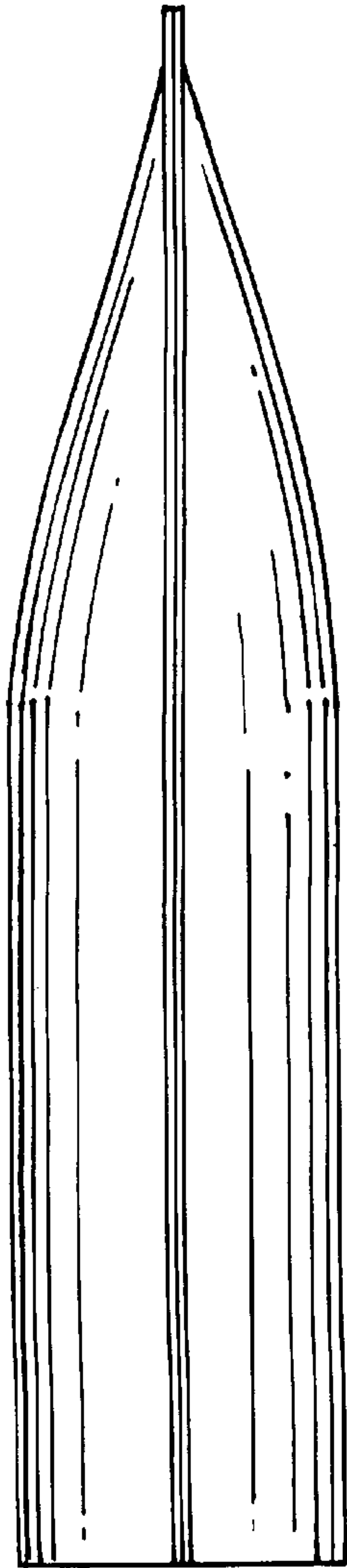


Fig. 4




Fig. 5