



US00D475903S

(12) **United States Design Patent**  
**Bryden**

(10) **Patent No.:** **US D475,903 S**

(45) **Date of Patent:** **\*\* Jun. 17, 2003**

(54) **SNOW SHOVEL REPLACEMENT BLADE**

*Primary Examiner*—Holly Baynham

(76) Inventor: **Robert V Bryden**, 232 Cunningham  
La., Steubenville, OH (US) 43953

(57) **CLAIM**

(\*\*) Term: **14 Years**

The ornamental design for a snow shovel replacement blade,  
as shown and described.

(21) Appl. No.: **29/134,592**

**DESCRIPTION**

(22) Filed: **Dec. 26, 2000**

(51) **LOC (7) Cl.** ..... **08-01**

(52) **U.S. Cl.** ..... **D8/10**

(58) **Field of Search** ..... D8/1, 10, 7, 9,  
D8/14; 294/54.5, 55, 58

FIG. 1 is a front elevational view of the snow shovel  
replacement blade of the present invention;

FIG. 2 is a rear elevational view of the snow shovel  
replacement blade of FIG. 1;

FIG. 3 is a left side elevational view of the snow shovel  
replacement blade of FIG. 1, the right view being a mirror  
image thereof;

(56) **References Cited**

**U.S. PATENT DOCUMENTS**

232,456	A	*	9/1880	Clark	.....	294/54.5
1,307,328	A		6/1919	Van Valkenburg		
1,799,204	A	*	4/1931	Simpson	.....	294/54.5
4,357,043	A		11/1982	Towsend	.....	294/58
4,691,954	A		9/1987	Shaud	.....	294/54.5
D361,482	S		8/1995	Fugal	.....	D8/10
5,695,229	A		12/1997	Chang		
5,871,246	A	*	2/1999	Simdom	.....	294/58
5,924,204	A	*	7/1999	Lane	.....	30/169
D417,826	S		12/1999	Yacobi et al.	.....	D8/10

FIG. 4 is a top plan view of the snow shovel replacement  
blade of FIG. 1, the bottom view being a mirror image  
thereof;

FIG. 5 is an enlarged, environmental left side elevational  
view thereof; and,

FIG. 6 is a reduced scale, environmental, bottom, front, right  
side perspective view thereof.

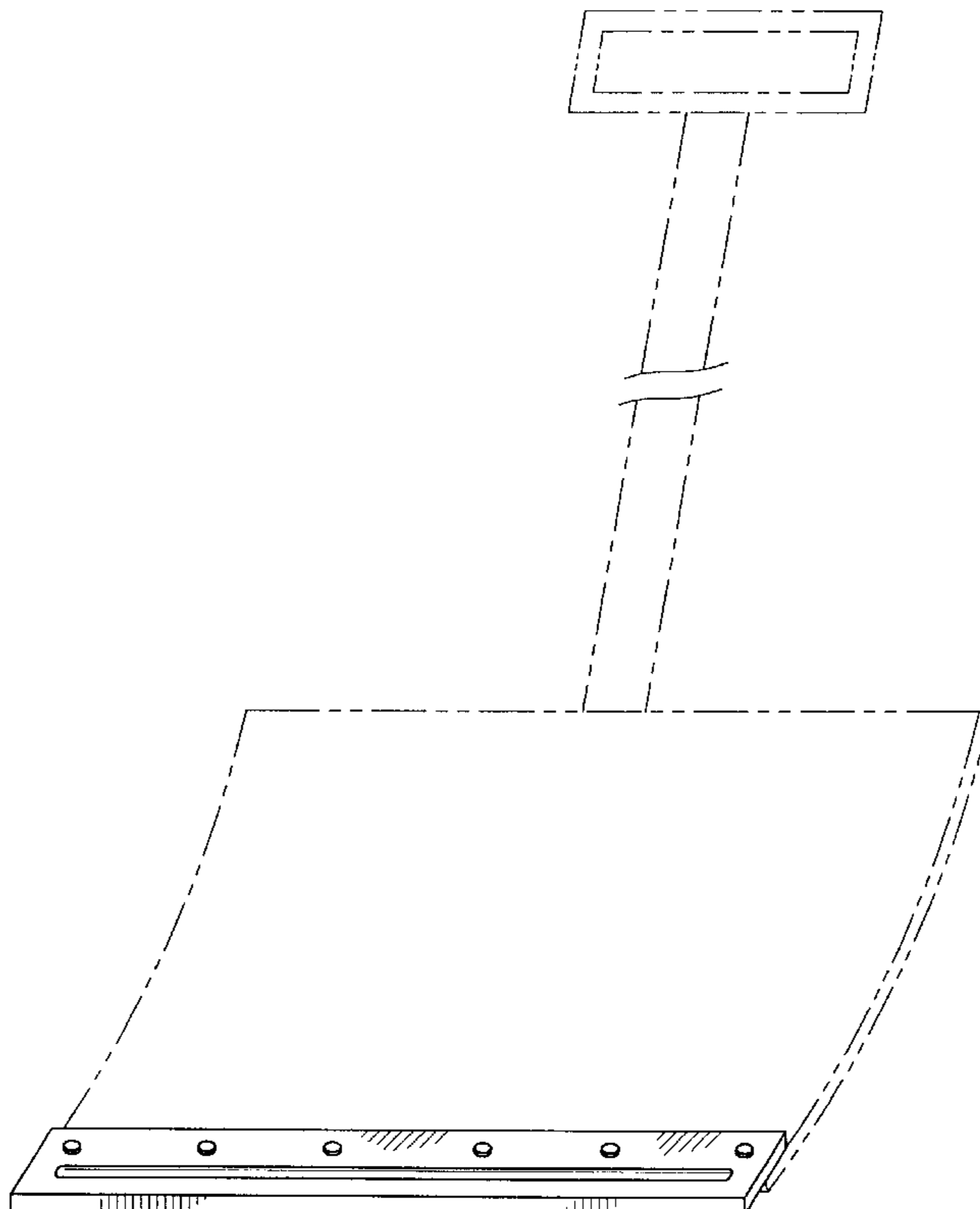
**FOREIGN PATENT DOCUMENTS**

WO WO-9824996 A1 \* 6/1998

The broken lines showing of a shovel in FIG. 6 and a shovel  
blade and rivet in FIG. 5 are for illustrative purposes only  
and form no part of the claimed design.

\* cited by examiner

**1 Claim, 3 Drawing Sheets**



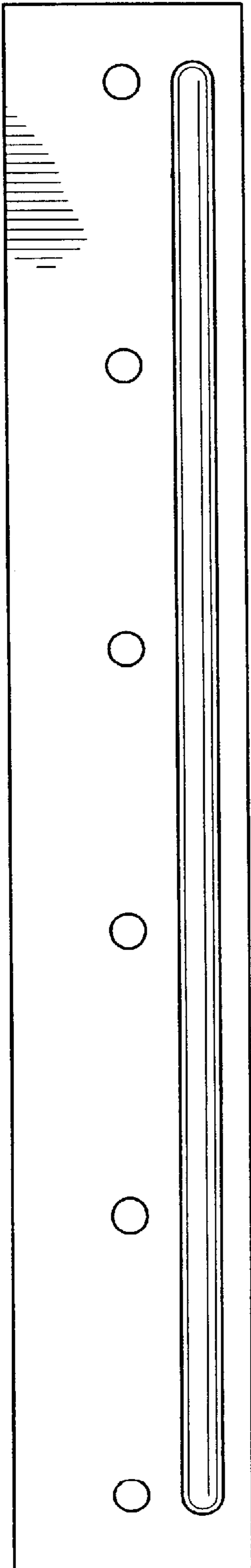


FIG. 1

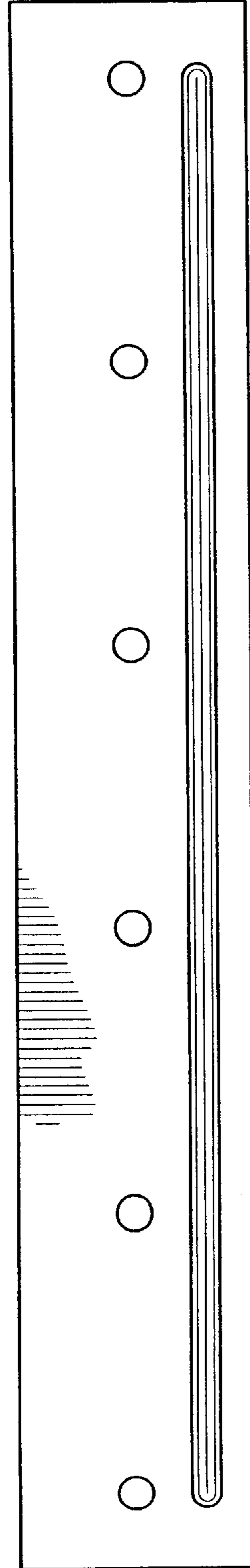


FIG. 2

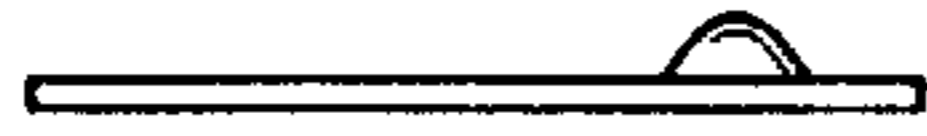


FIG. 3

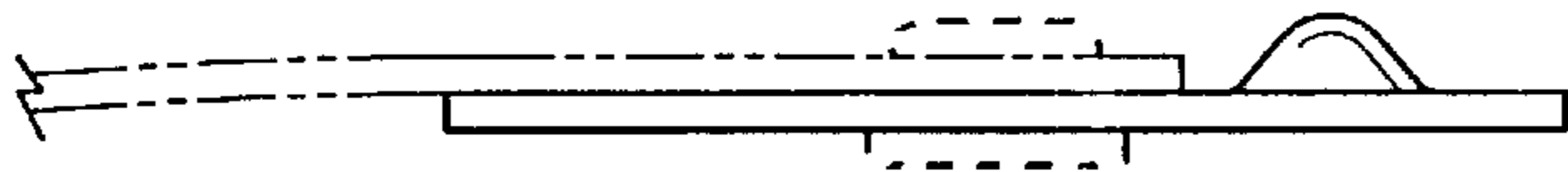


FIG. 5



FIG. 4

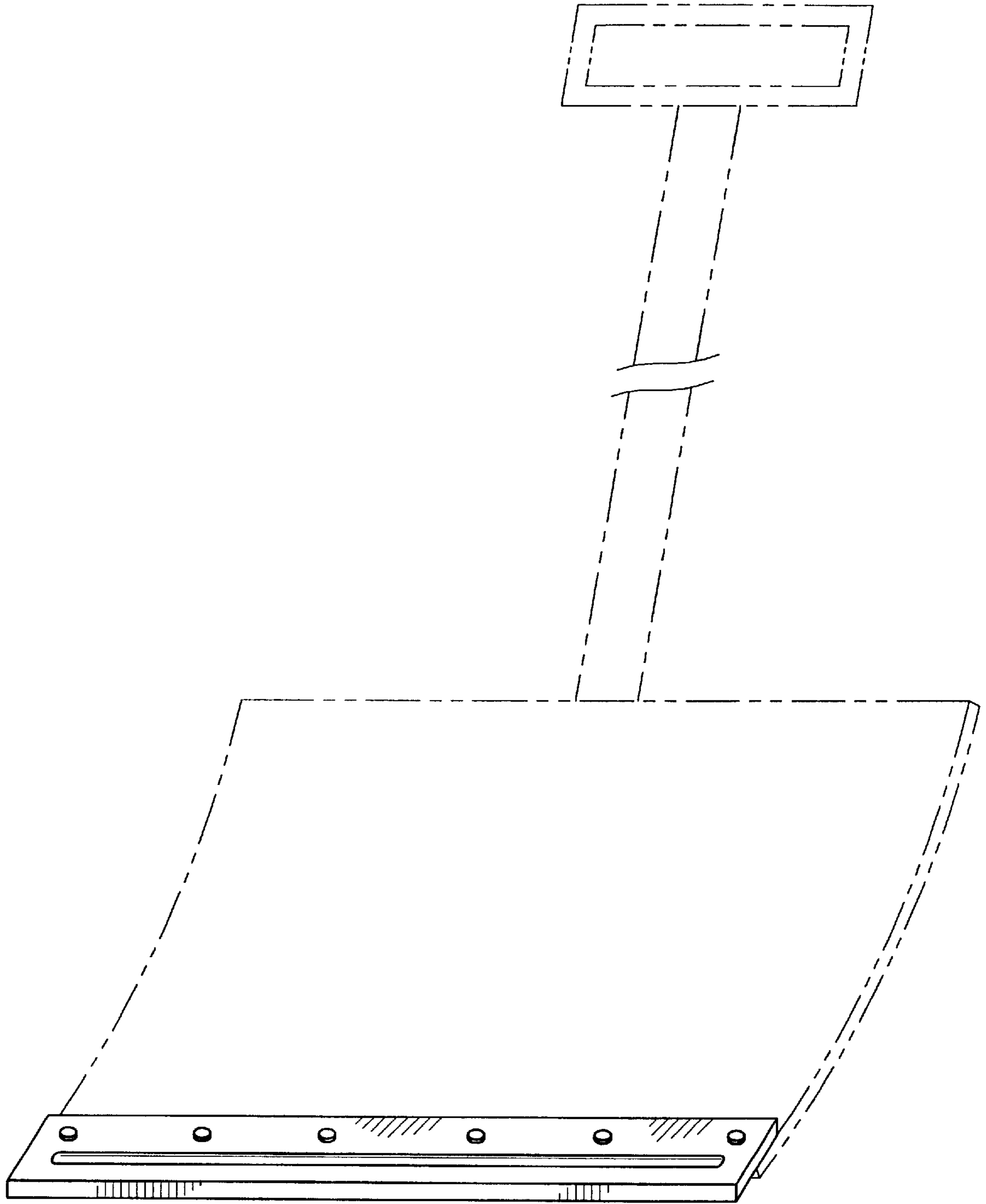


FIG. 6