



US00D475886S

(12) **United States Design Patent**
Burton et al.

(10) **Patent No.: US D475,886 S**

(45) **Date of Patent: ** Jun. 17, 2003**

(54) **COOKWARE LID RIM**

(75) Inventors: **Maximillian Philip Burton**, New York, NY (US); **Philipp Refior**, Brooklyn, NY (US)

(73) Assignee: **World Kitchen, Inc.**, Elmira, NY (US)

(**) Term: **14 Years**

(21) Appl. No.: **29/167,742**

(22) Filed: **Sep. 19, 2002**

5,265,749 A	11/1993	Zutler
5,387,781 A	2/1995	Berkoff
5,388,732 A	2/1995	Greger
5,622,274 A	4/1997	Bright
5,653,881 A	8/1997	Bruss et al.
5,724,885 A	3/1998	Uy
RE36,072 E	2/1999	Uy
6,006,939 A	12/1999	Wai
6,244,251 B1	6/2001	Wada et al.
6,289,795 B1	9/2001	McLemore et al.
6,298,681 B1	10/2001	Esty et al.
6,307,193 B1	10/2001	Toole

Related U.S. Application Data

(63) Continuation of application No. 29/150,736, filed on Nov. 28, 2001, now abandoned.

(51) **LOC (7) Cl.** **07-02**

(52) **U.S. Cl.** **D7/391**

(58) **Field of Search** D7/323, 354-361, D7/391; 220/573.1-573.5, 376; 222/572

(56) **References Cited**

U.S. PATENT DOCUMENTS

D111,019 S *	8/1938	Dulany	D7/391
2,241,064 A	5/1941	Harbison		
2,867,352 A	1/1959	Kawano		
D204,407 S *	4/1966	Imhoff	D7/391
3,598,105 A	8/1971	Cristaldi		
3,736,917 A	6/1973	Stepanek		
3,797,694 A	3/1974	See et al.		
3,937,359 A	2/1976	Stockton, Jr.		
4,285,441 A	8/1981	Ziskind		
4,390,113 A	6/1983	Bird		
4,670,398 A	6/1987	Song		
4,736,867 A	4/1988	Feimer et al.		
4,917,262 A	4/1990	Mita		
5,065,889 A	11/1991	Conti		
5,201,264 A	4/1993	Thelen et al.		

OTHER PUBLICATIONS

Website, www.goldaskichen.com, 2 pp. date unknown.
Website, www.thekitchennook.com, 1 page date unknown.

* cited by examiner

Primary Examiner—Caron D. Veynar
(74) *Attorney, Agent, or Firm*—Wolf, Greenfield & Sacks, P.C.

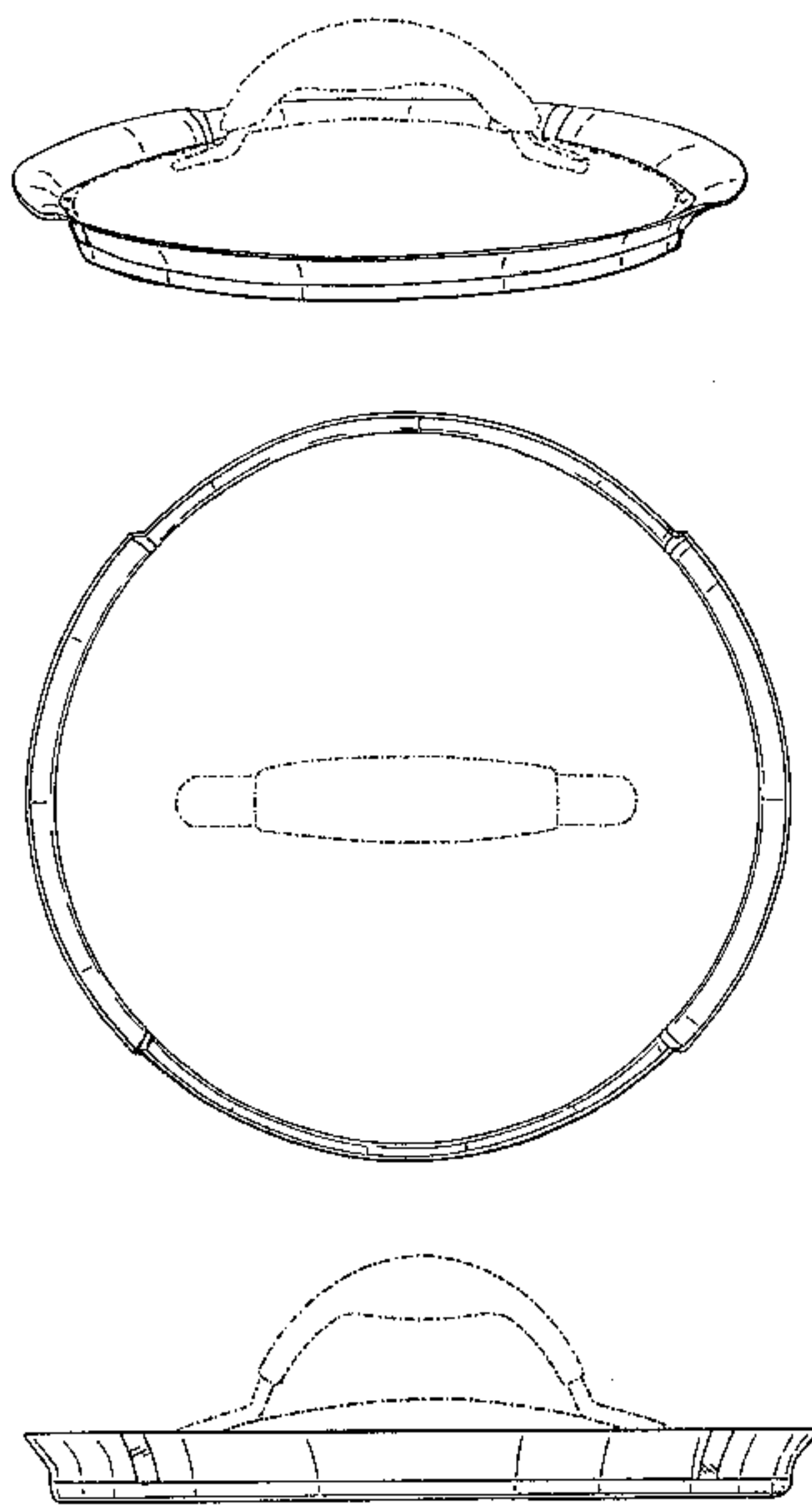
(57) **CLAIM**

The ornamental design for a cookware lid rim, as shown and described.

DESCRIPTION

FIG. 1 is a side, top, perspective view of the cookware lid rim showing our new design;
FIG. 2 is a top view thereof;
FIG. 3 is a bottom view thereof;
FIG. 4 is a left side view thereof;
FIG. 5 is a right side view thereof;
FIG. 6 is a front view thereof; and,
FIG. 7 is a rear view thereof.
The broken lines showing part of the lid and a handle in FIGS. 1-7 are for illustrative purposes only and form no part of the claimed design.

1 Claim, 4 Drawing Sheets



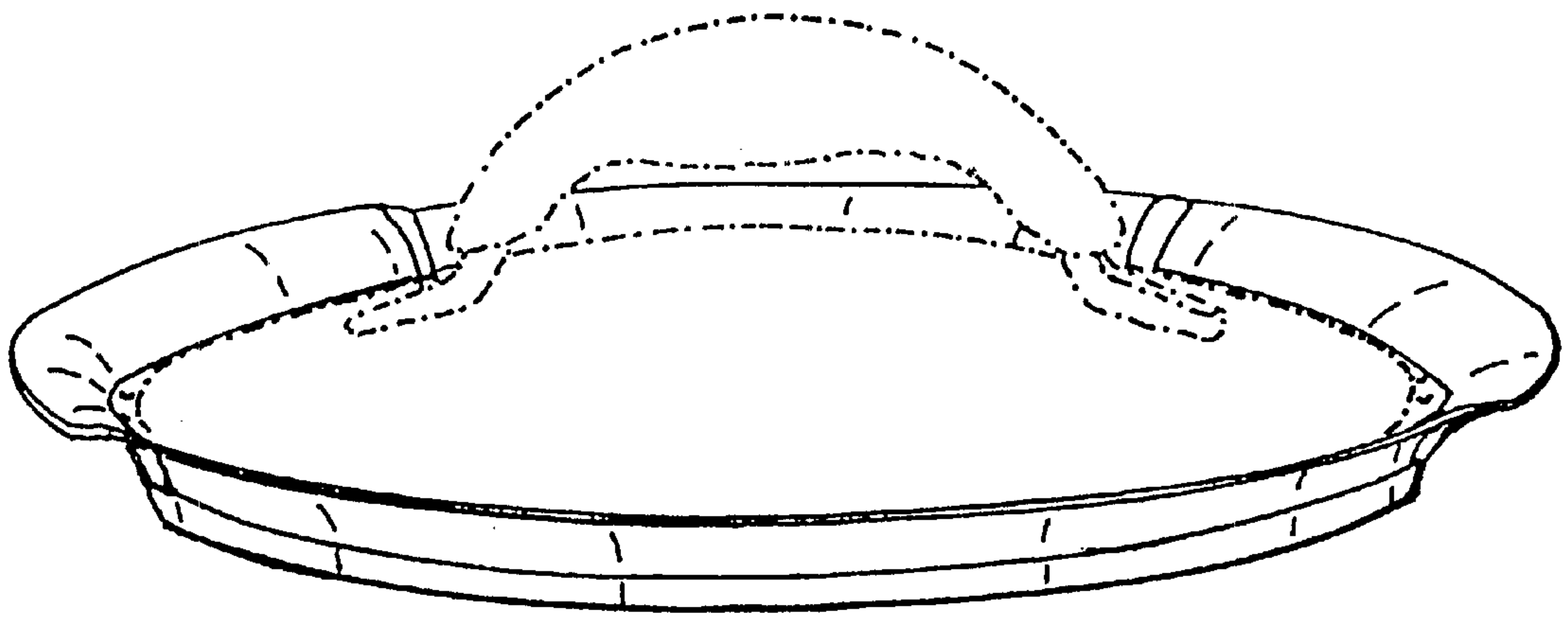


Fig. 1

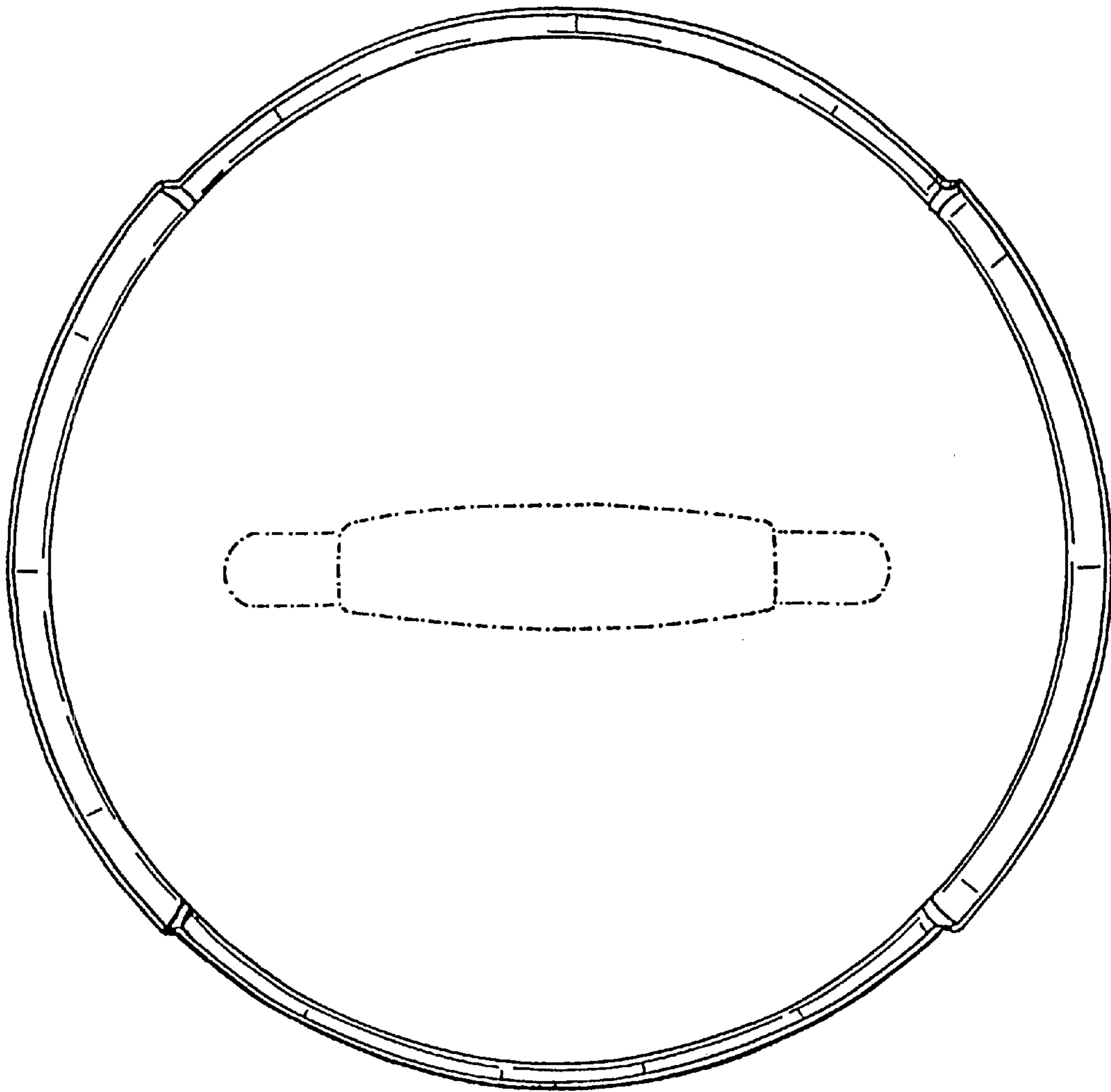


Fig. 2

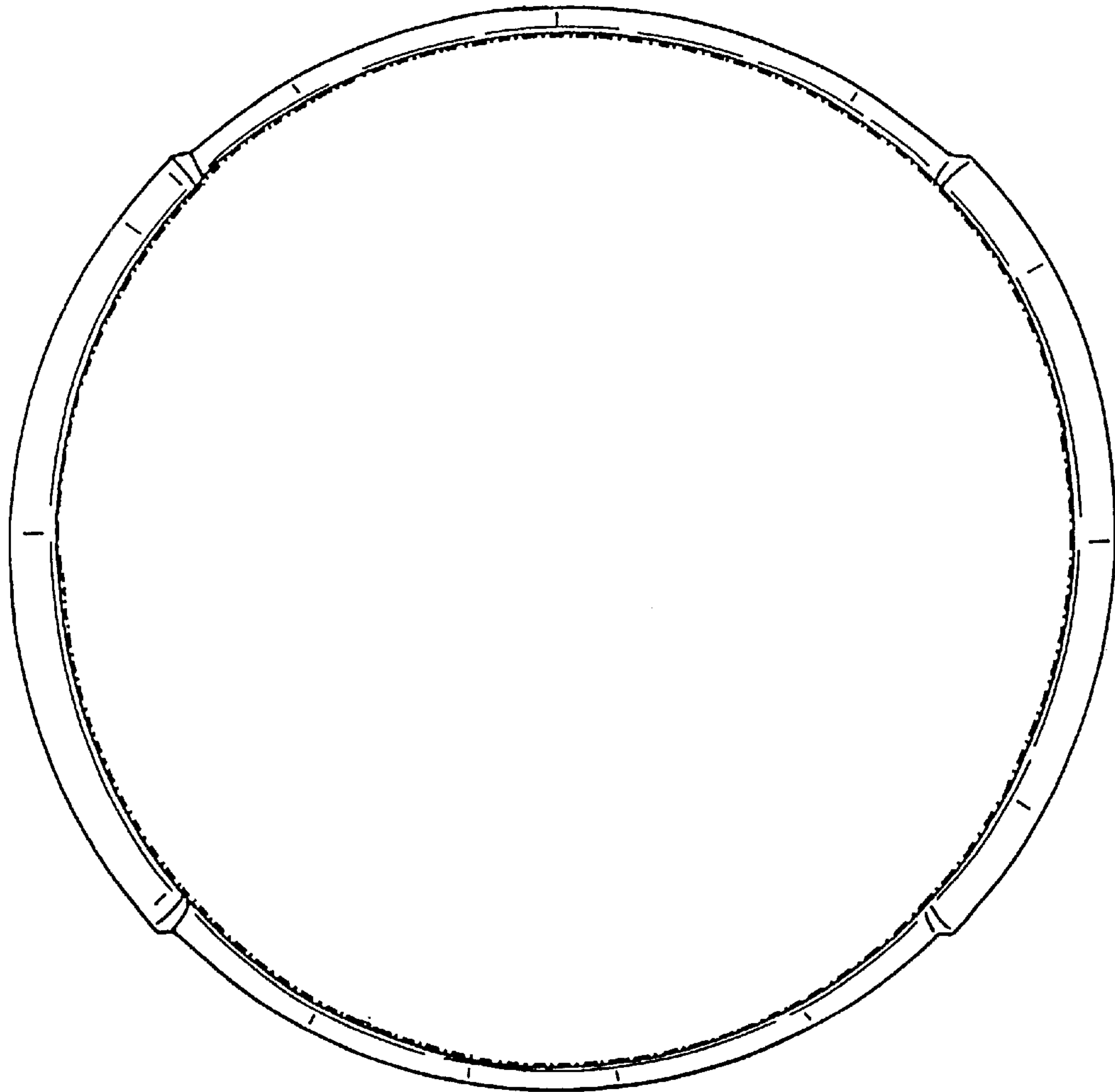


Fig. 3

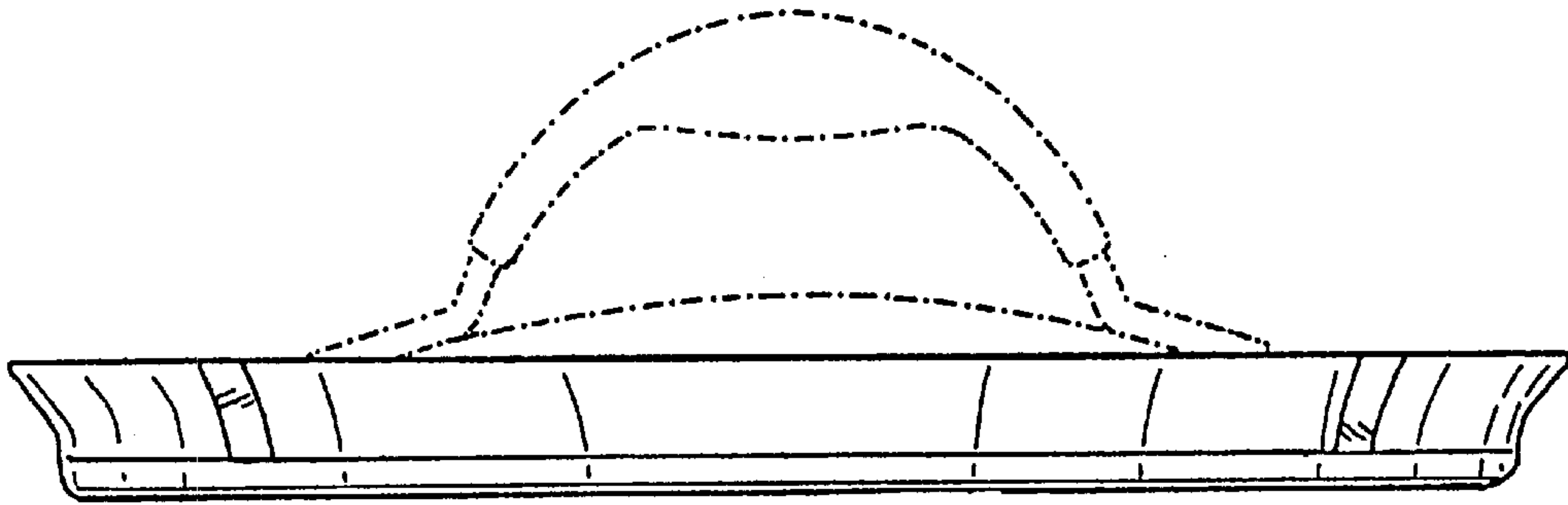


Fig. 4

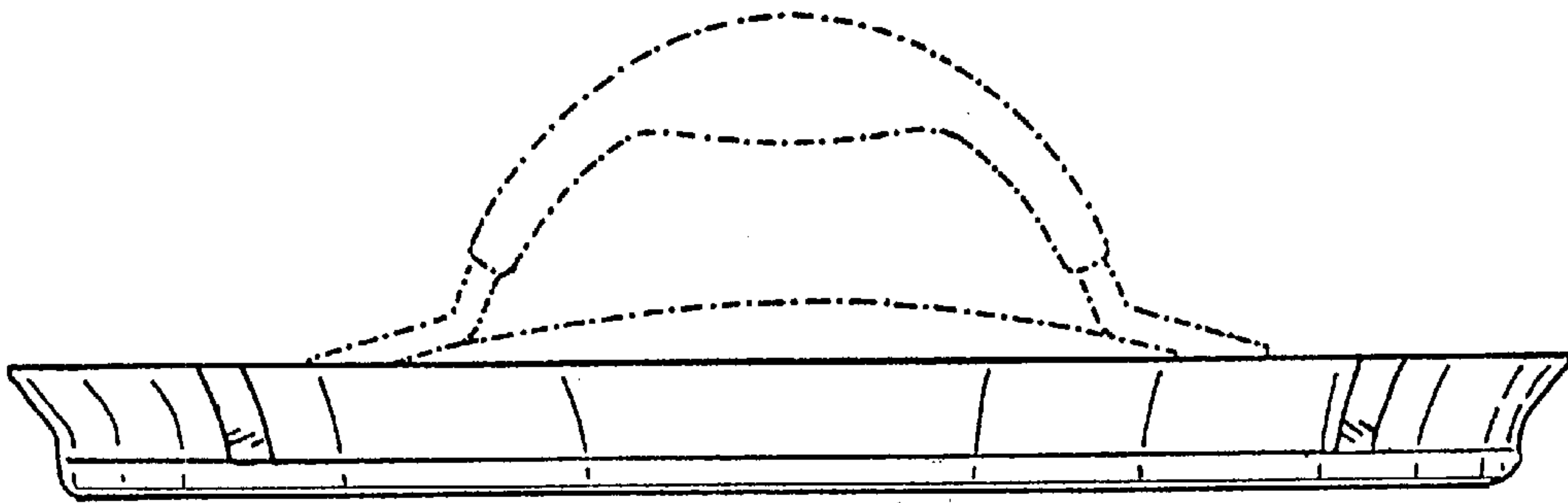


Fig. 5

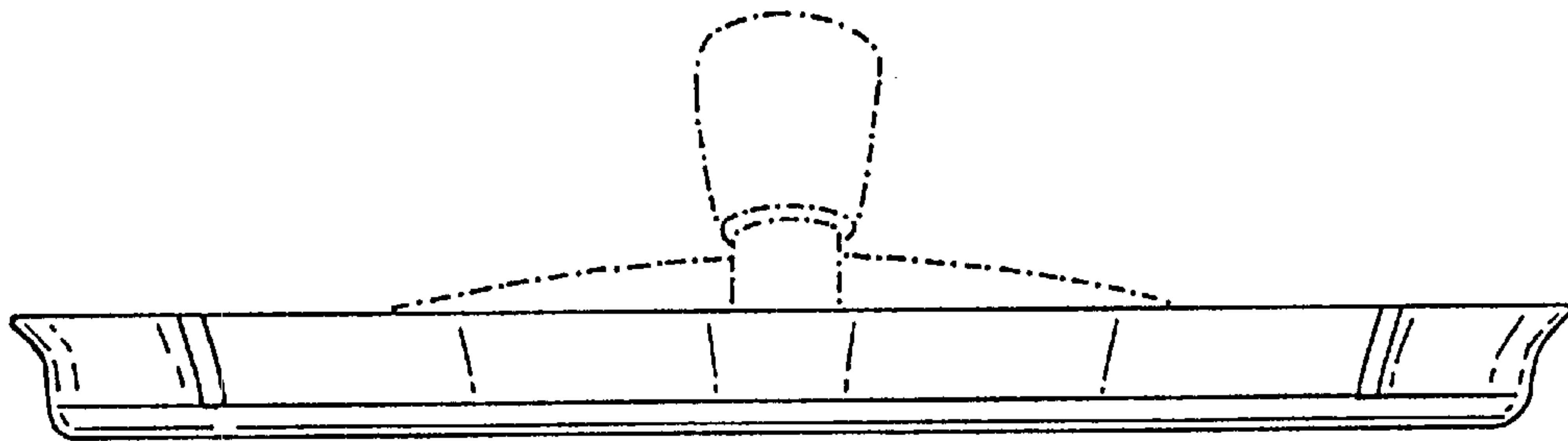


Fig. 6

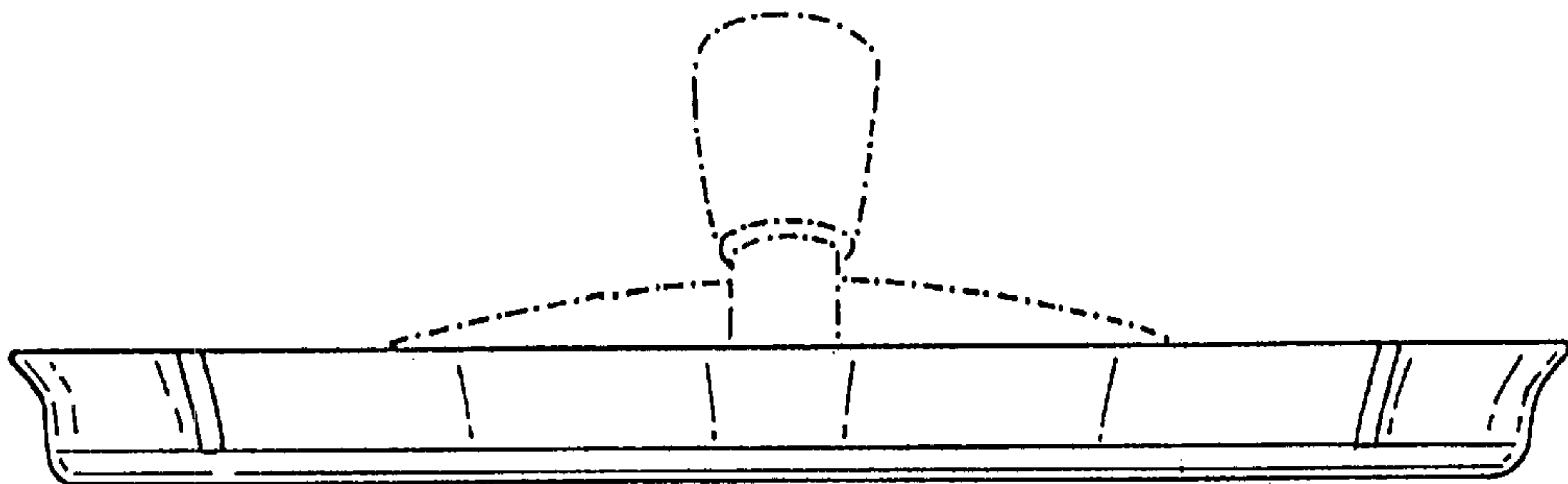


Fig. 7