



US00D475881S

(12) **United States Design Patent**
Cole

(10) **Patent No.:** **US D475,881 S**

(45) **Date of Patent:** **** Jun. 17, 2003**

(54) **SIDE POSTURE PILLOW**

(76) Inventor: **Larry Cole**, 959 White Station Rd.,
Memphis, TN (US) 38117

(**) Term: **14 Years**

(21) Appl. No.: **29/166,475**

(22) Filed: **Aug. 28, 2002**

(51) **LOC (7) Cl.** **06-09**

(52) **U.S. Cl.** **D6/601**

(58) **Field of Search** D6/356, 595, 596,
D6/597, 598, 601, 604, 11, 612; 5/630,
632, 633, 636, 637, 638, 640, 644, 652,
652.1, 653, 654, 655, 655.3, 655.4, 655.5,
655.9, 656, 657.5, 907, 945; 224/153, 155,
584, 907; 297/129, 180.11, 188.2, 188.12,
195.1, 199, 219.1, 225, 228.1, 229, 452.41

(56) **References Cited**

U.S. PATENT DOCUMENTS

4,574,412	A	*	3/1986	Smith	D6/601
D299,297	S	*	1/1989	Prager	6/601
4,900,089	A	*	2/1990	Alexander	D6/601
5,109,557	A	*	5/1992	Koy et al.	5/655
D382,435	S	*	8/1997	Schaffner	D6/601
D409,038	S	*	5/1999	Rojas, Jr. et al.	D6/601
5,987,674	A	*	11/1999	Schaffner et al.	5/630
D419,819	S	*	2/2000	Bartoli	D6/601
D431,745	S	*	10/2000	Jackson	D6/601
D453,653	S	*	2/2002	Tunnell	D6/601

OTHER PUBLICATIONS

“P” pillow, p. 210, “Good Housekeeping” magazine, Dec. 1977.*

“P” pillow, p. 2493, “Butterick”, Oct. 1979.*

* cited by examiner

Primary Examiner—Doris V. Coles

Assistant Examiner—T. Chase Nelson

(74) *Attorney, Agent, or Firm*—Walker, McKenzie & Walker, PC

(57) **CLAIM**

The ornamental design for a side posture pillow, as shown and described.

DESCRIPTION

FIG 1 is a front plan view of a side posture pillow, showing my new design, the rear plan being a mirror image thereof.

FIG. 2 is a right side elevation view of the side posture pillow of FIG. 1.

FIG. 3 is a left side elevation of the side posture pillow of FIG. 1.

FIG. 4 is a top elevation view of the side posture pillow of FIG. 1.

FIG. 5 is a bottom elevation of the side posture pillow of FIG. 1; and,

FIG. 6 is a cross sectional view as taken on line 6—6 of FIG. 1.

Portions of the side posture pillow are shown broken away in FIGS. 1, 2 and 3 to indicate indeterminate length.

The cross sectional view in FIG. 6 is shown to illustrate the exterior contour and shape of the side posture pillow of FIG. 1, not to limit the invention to the interior design or properties thereof.

1 Claim, 2 Drawing Sheets

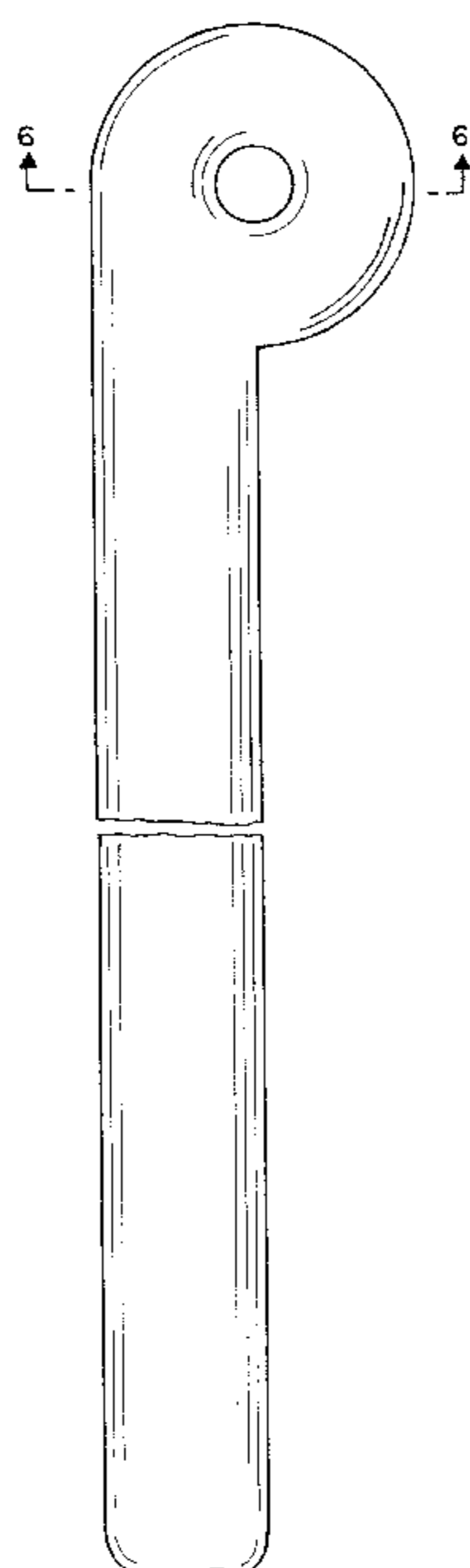


FIG. 1

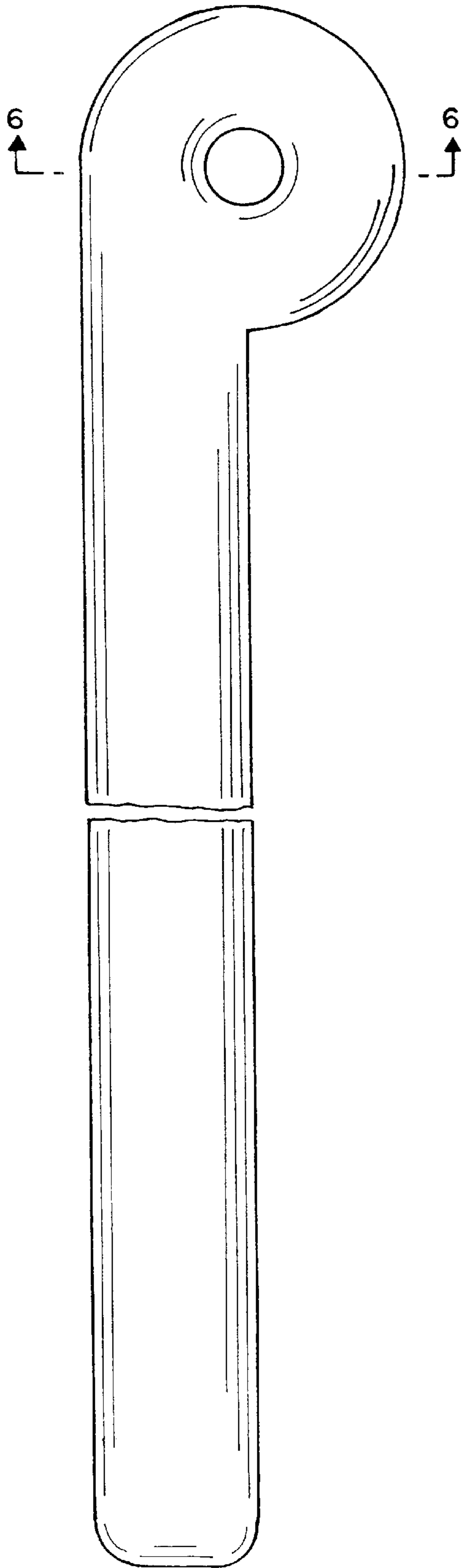


FIG. 2

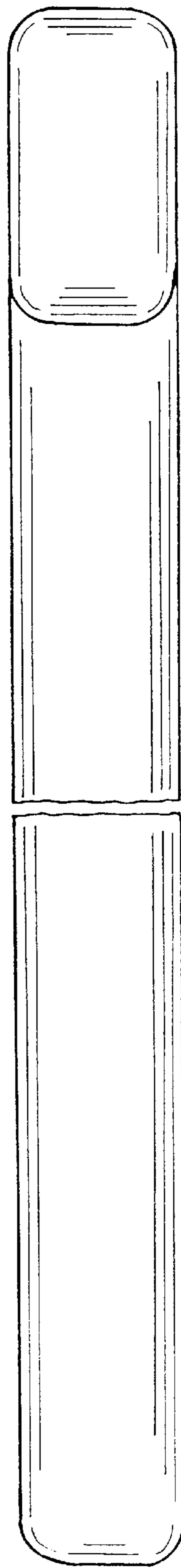


FIG. 3

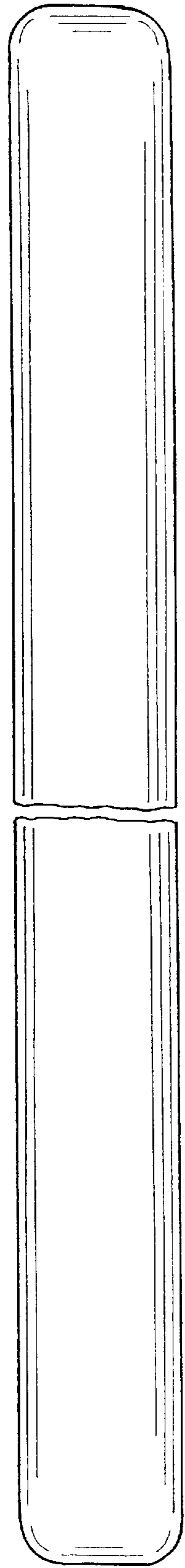


FIG. 4




FIG. 5

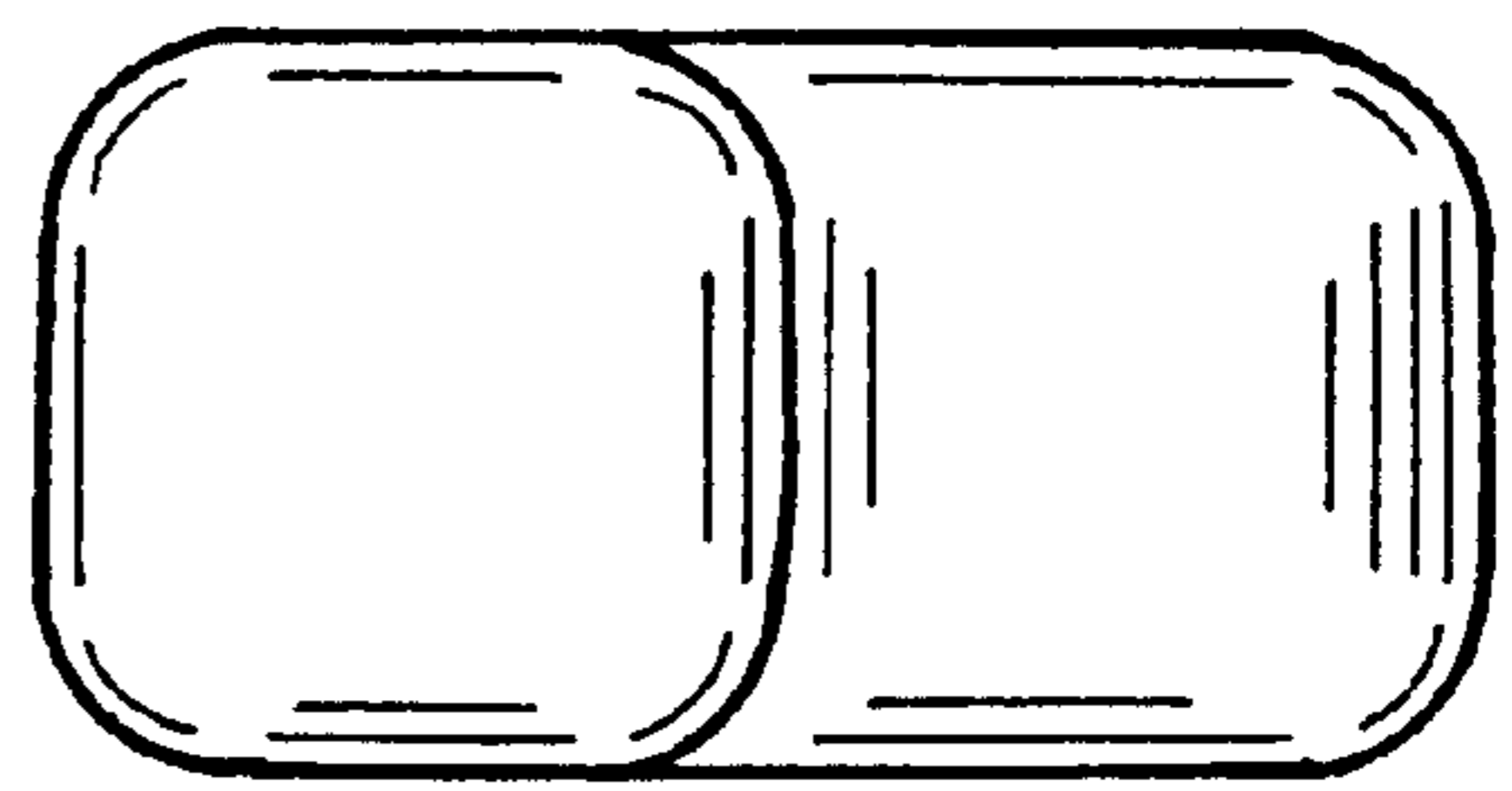


FIG. 6

