



US00D475865S

(12) **United States Design Patent**
Walker

(10) **Patent No.:** **US D475,865 S**

(45) **Date of Patent:** **** Jun. 17, 2003**

(54) **SPACESAVER CABINET**

(75) **Inventor:** **David Walker**, Chester, PA (US)

(73) **Assignee:** **Zenith Products Corp.**, New Castle, DE (US)

(**) **Term:** **14 Years**

(21) **Appl. No.:** **29/165,287**

(22) **Filed:** **Aug. 7, 2002**

(51) **LOC (7) Cl.** **06-04**

(52) **U.S. Cl.** **D6/436**

(58) **Field of Search** D6/396, 397, 630, D6/410, 411, 436, 437, 438, 476-479, 569, 570, 571; 108/28, 59-61, 91-93, 149, 157.1, 158.11, 180; 211/10, 11, 34, 36, 37, 90.04, 134, 153, 175, 186, 188; 312/7.2, 9.48, 196, 278-281

(56) **References Cited**

U.S. PATENT DOCUMENTS

D426,981 S * 6/2000 Winter et al. D6/436

D433,582 S * 11/2000 Winter et al. D6/436

D439,766 S * 4/2001 Winter D6/446

D440,072 S * 4/2001 Harwanko D6/436

D460,290 S * 7/2002 Walker D6/436

* cited by examiner

Primary Examiner—Cathron C. Brooks

(74) *Attorney, Agent, or Firm*—Edgar A. Zarins; Lloyd D. Doigan

(57) **CLAIM**

The ornamental design for a spacesaver cabinet, as shown and described.

DESCRIPTION

FIG. 1 is a perspective view of a spacesaver cabinet showing my new design;

FIG. 2 is a top plan view thereof;

FIG. 3 is a front elevational view thereof;


FIG. 4 is a left side view thereof;

FIG. 5 is a right side view thereof;

FIG. 6 is a rear view thereof; and,

FIG. 7 is a bottom plan view thereof.

1 Claim, 4 Drawing Sheets






Figure - 1




Figure - 2




Figure - 3

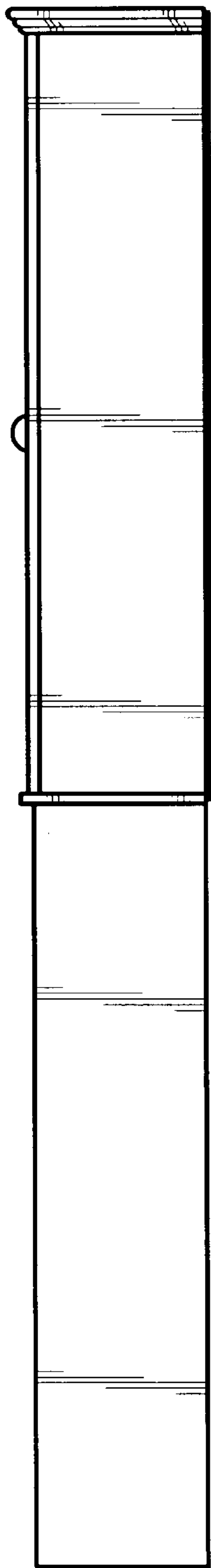


Figure - 4

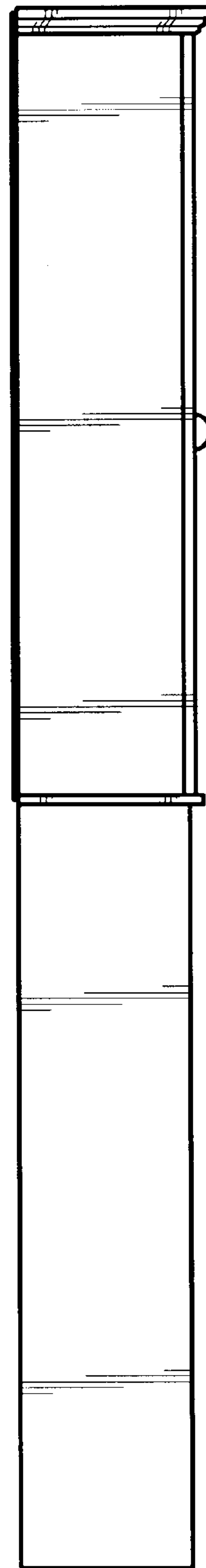


Figure - 5

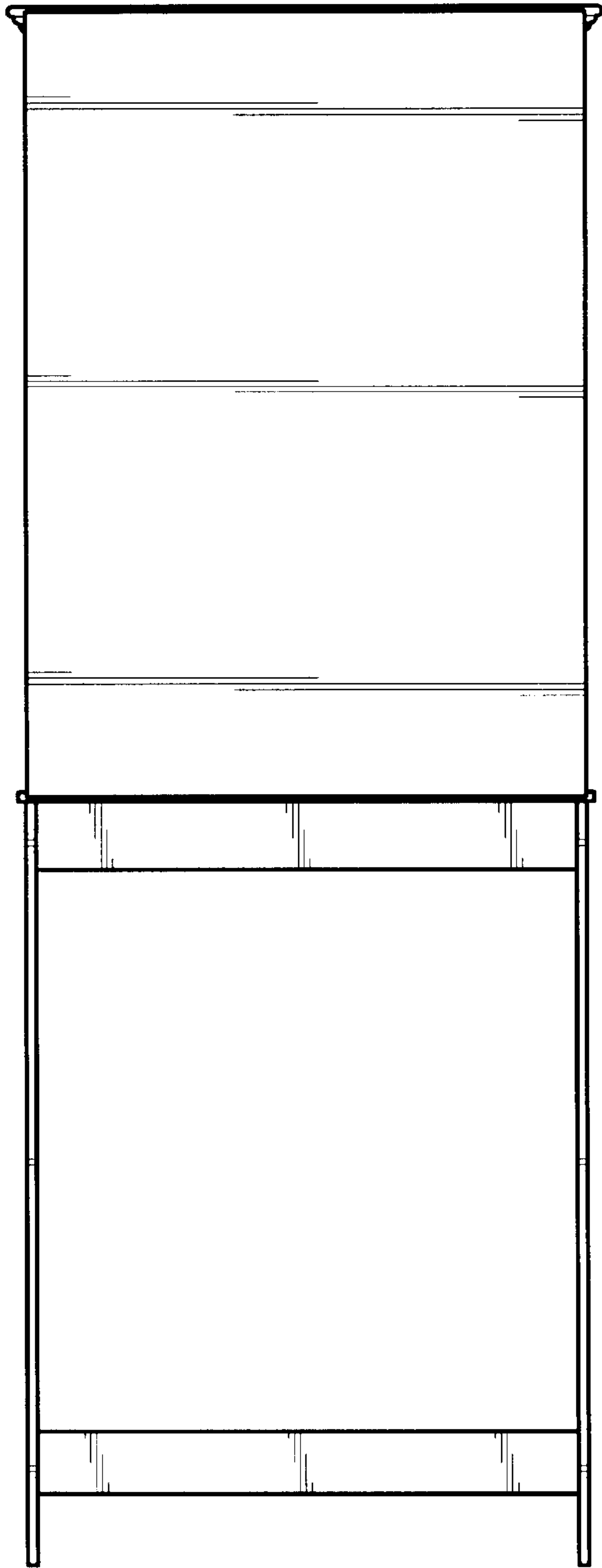


Figure - 6

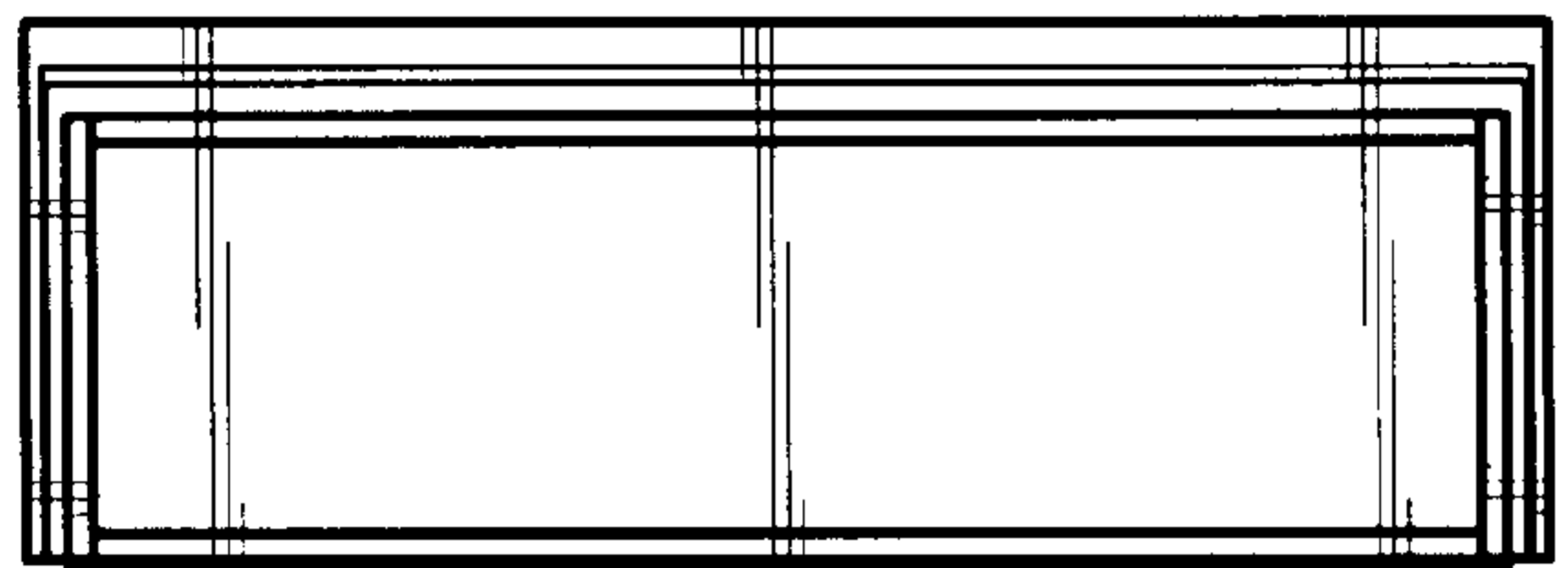


Figure - 7