



US00D475855S

(12) **United States Design Patent**
Fattori et al.

(10) **Patent No.:** **US D475,855 S**

(45) **Date of Patent:** **** Jun. 17, 2003**

(54) **ELECTRIC TOOTHBRUSH BRISTLE PATTERN**

Primary Examiner—Holly Baynham
(74) *Attorney, Agent, or Firm*—Henry S. Goldfine

(75) Inventors: **Joseph Edward Fattori**, Mendham, NJ (US); **Gerardus W. H. Janssen**, New York, NY (US); **John J. Gatzemeyer**, Hillsborough, NJ (US)

(57) **CLAIM**

The ornamental design for an electric toothbrush bristle pattern, as shown and described.

(73) Assignee: **Colgate-Palmolive Company**, New York, NY (US)

DESCRIPTION

(**) Term: **14 Years**

FIG. 1 is a front elevation view showing the electric toothbrush bristle pattern of my new design;

(21) Appl. No.: **29/158,923**

FIG. 2 is an enlarged view of the head portion of the front elevation view shown in FIG. 1, to more clearly show the detail thereof;

(22) Filed: **Apr. 12, 2002**

FIG. 3 is a right side elevation view of the electric toothbrush bristle pattern shown in FIG. 1, the left side elevation is a mirror image thereof;

(51) **LOC (7) Cl.** **04-02**

(52) **U.S. Cl.** **D4/101**

(58) **Field of Search** D4/101, 104-112; 15/105, 106, 38, 143.1, 167.1-167.2, 207.2

FIG. 4 is an enlarged view of the head portion of the right side elevation view shown in FIG. 2;

(56) **References Cited**

U.S. PATENT DOCUMENTS

D343,294 S	*	1/1994	Curtis et al.	D4/104
5,628,082 A	*	5/1997	Moskovich	D4/104 X
D380,903 S	*	7/1997	Moskovich	D4/104
D391,768 S	*	3/1998	Moskovich	D4/104
D458,455 S	*	6/2002	Blaustein et al.	D4/104

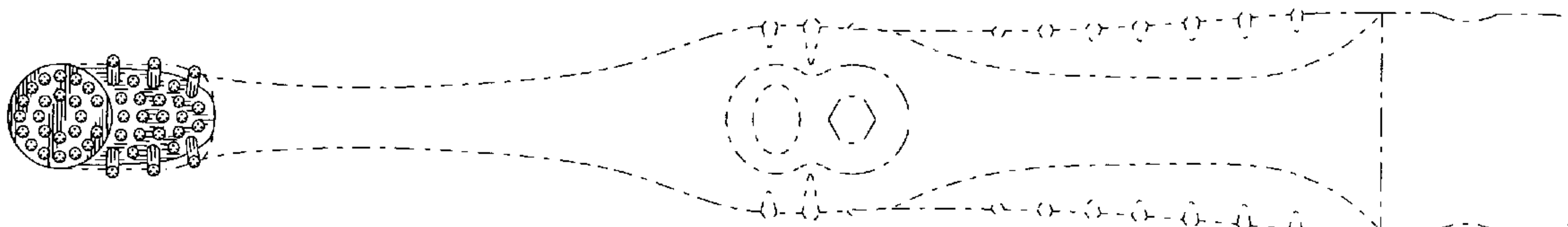
FIG. 5 is a top elevation view of the electric toothbrush bristle pattern shown in FIG. 1; and,

FIG. 6 is a front perspective view from the left bottom side thereof.

The body of the electric toothbrush in the above Figures is shown in broken lines for illustrative purposes only and forms no part of the claimed design.

* cited by examiner

1 Claim, 3 Drawing Sheets



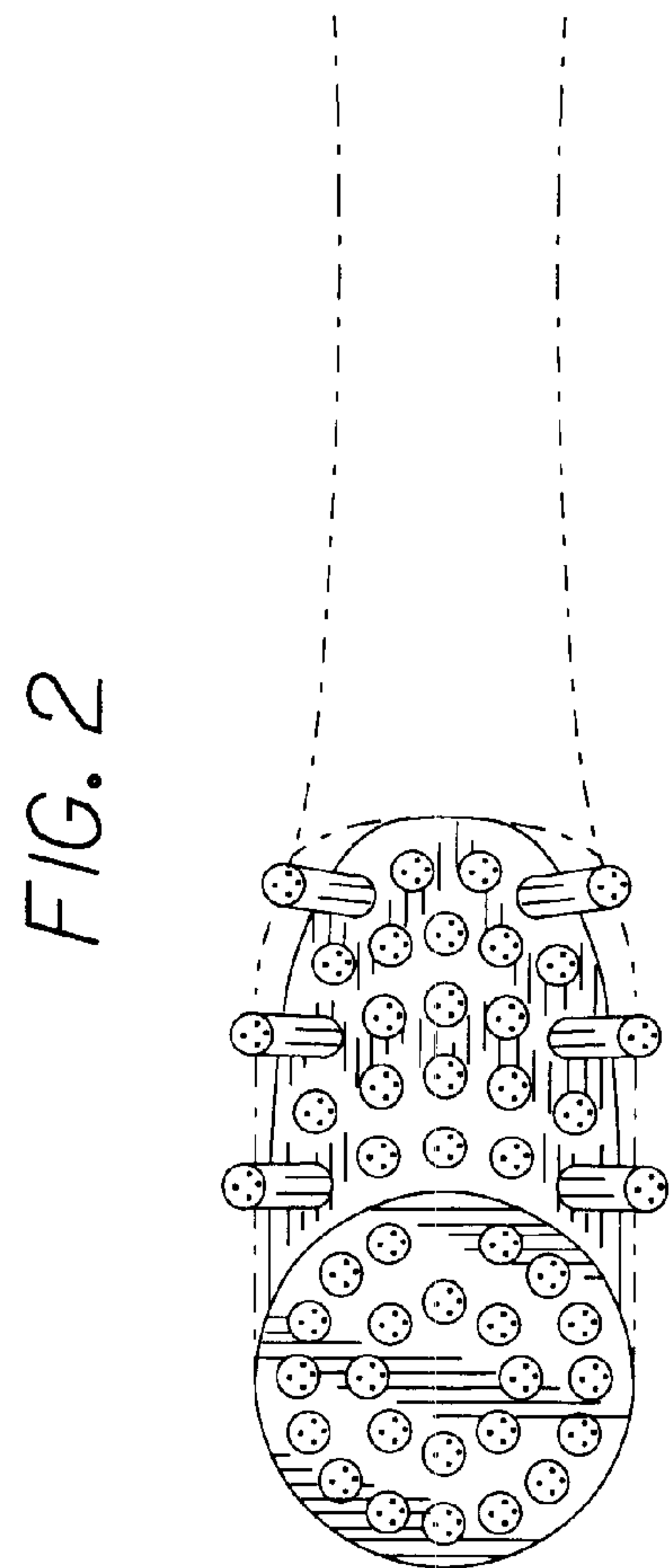
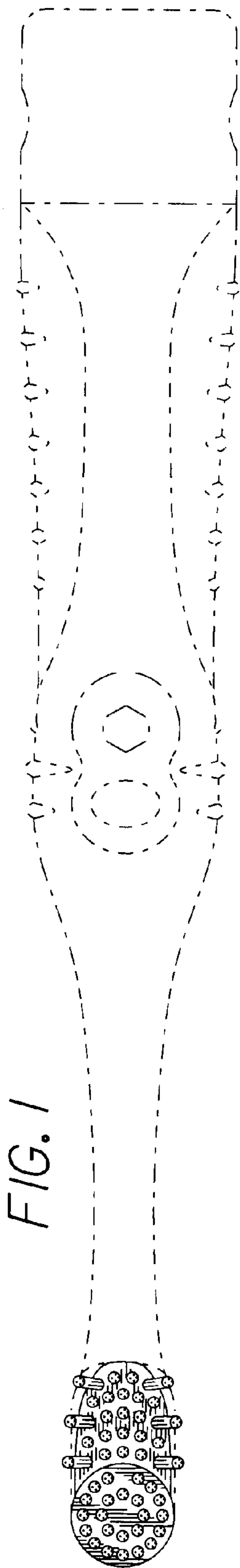


FIG. 3

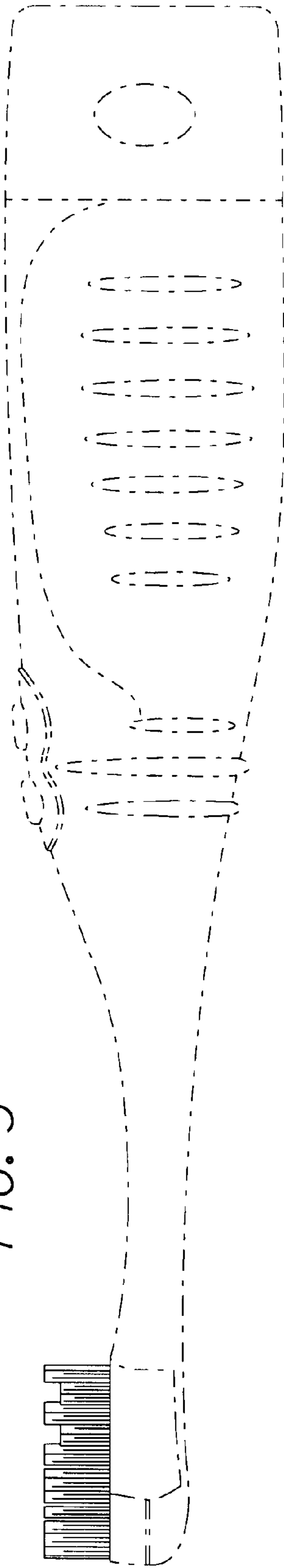
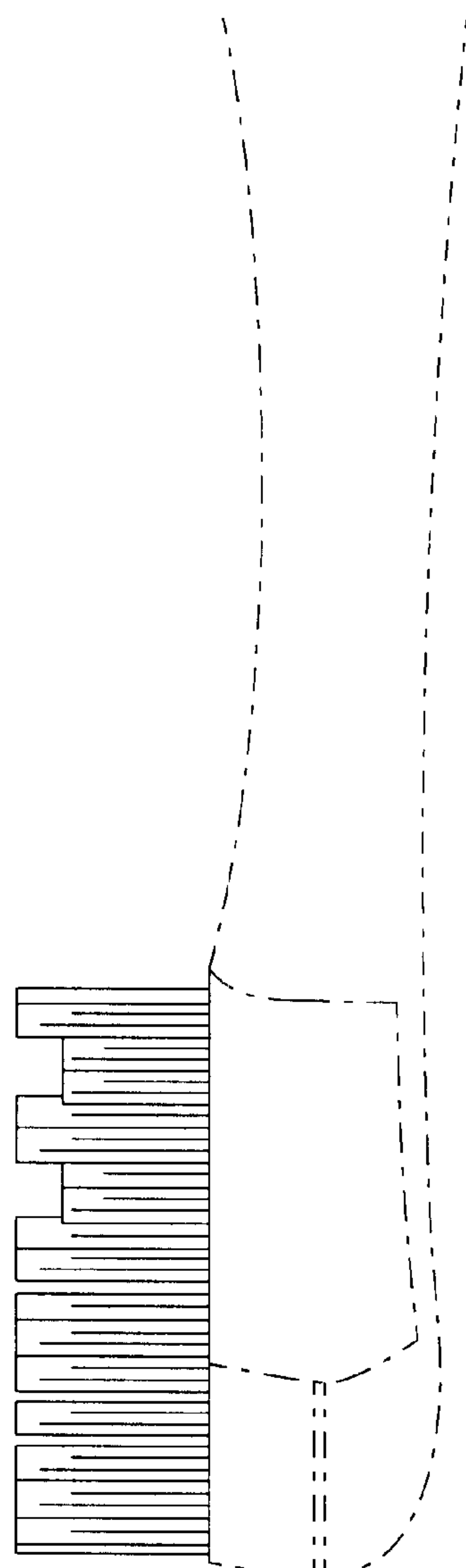


FIG. 4



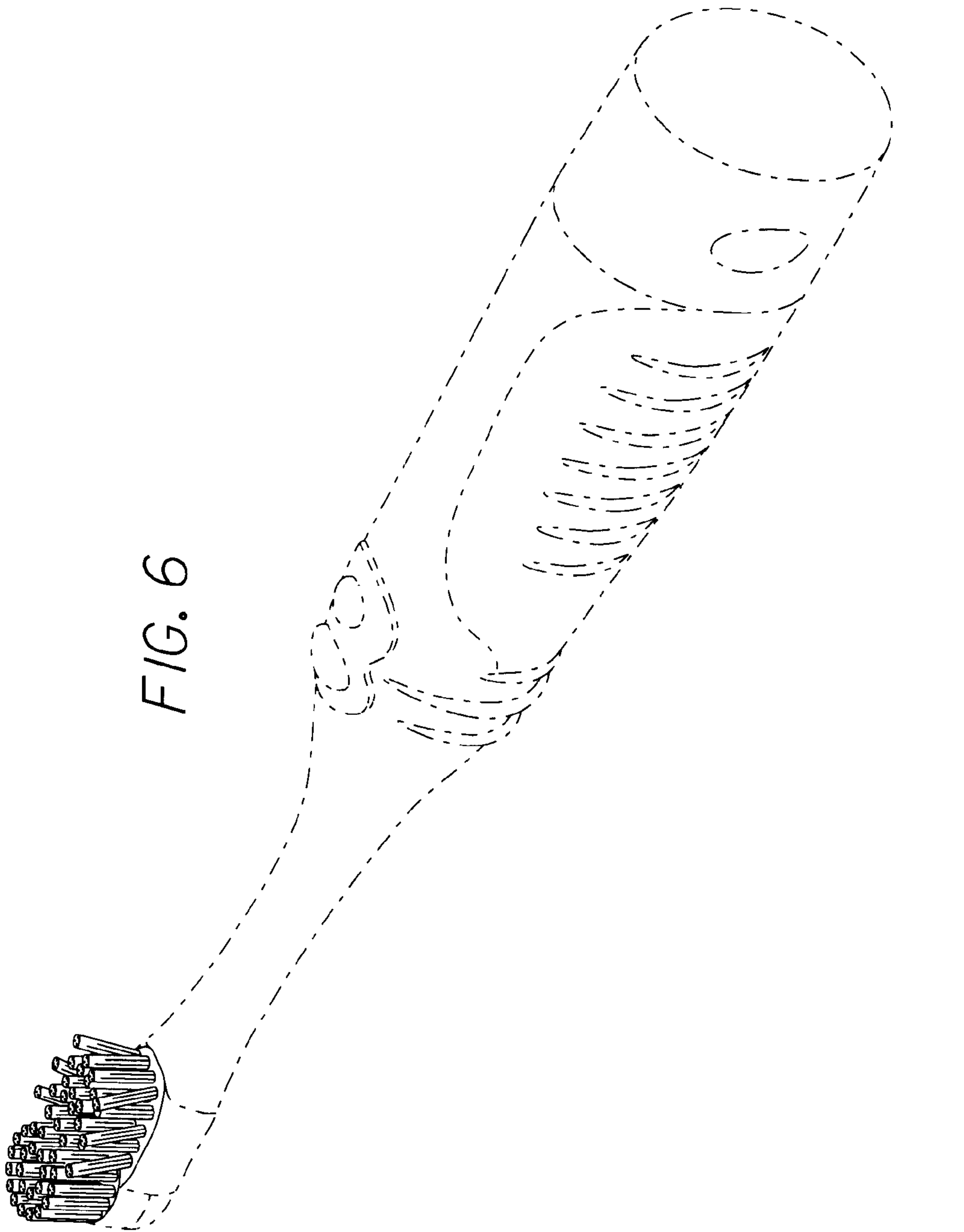


FIG. 6

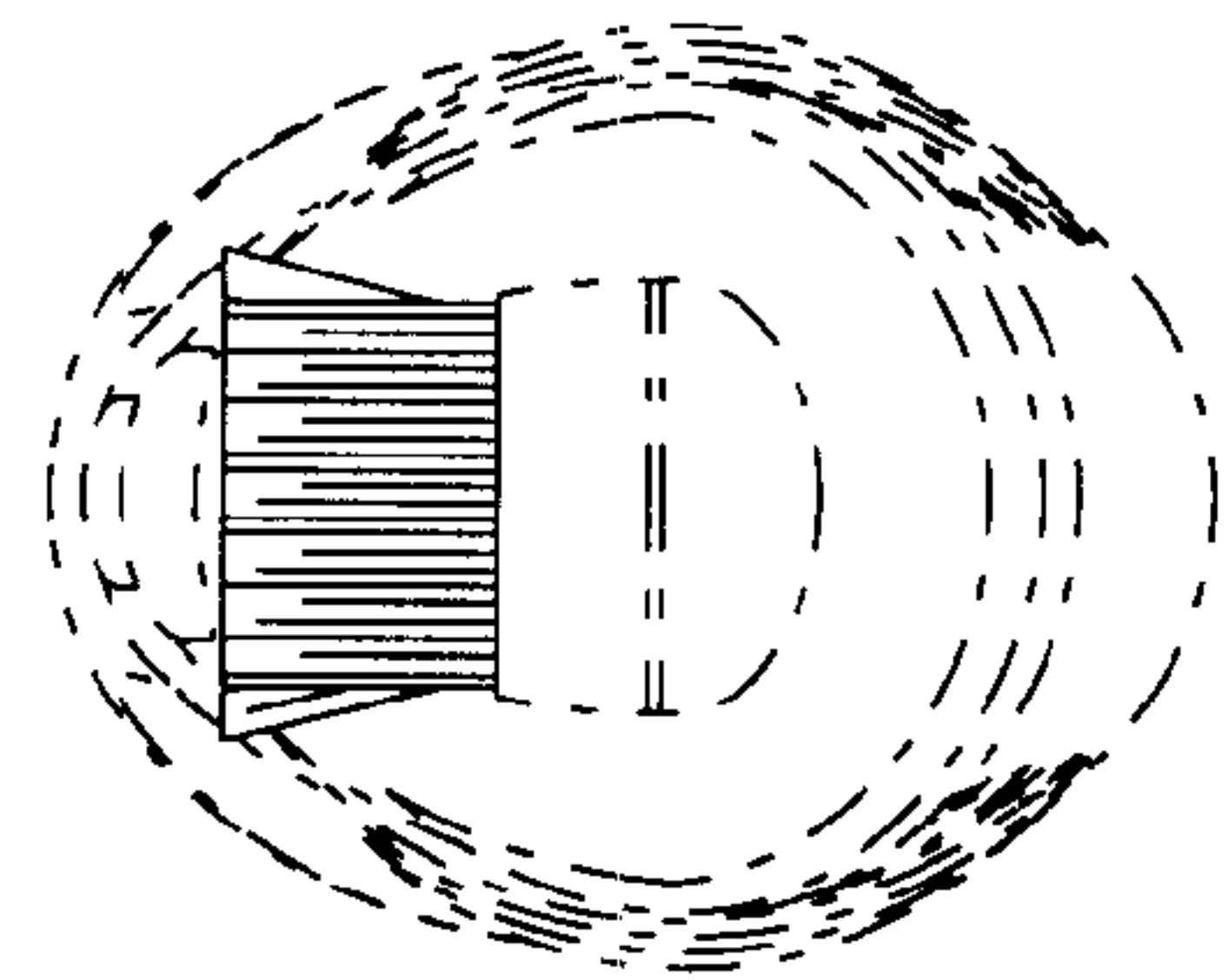


FIG. 5