



US00D475845S

(12) **United States Design Patent**  
**Garcia**

(10) **Patent No.:** **US D475,845 S**

(45) **Date of Patent:** **\*\* Jun. 17, 2003**

(54) **SHOE UPPER**

(75) Inventor: **Claudia Garcia**, Brooklyn, NY (US)

(73) Assignee: **Jack Schwartz Shoes, Inc.**, New York, NY (US)

(\*\*) Term: **14 Years**

(21) Appl. No.: **29/158,627**

(22) Filed: **Apr. 5, 2002**

(51) **LOC (7) Cl.** ..... **02-99**

(52) **U.S. Cl.** ..... **D2/969**

(58) **Field of Search** ..... D2/896, 902, 907,  
D2/943, 911, 944, 946, 969, 972-974; 36/45,  
50.1, 51, 77 M, 77 R, 83, 88, 113, 114,  
126-130

(56) **References Cited**

**U.S. PATENT DOCUMENTS**

D97,330 S	*	10/1935	Lanz	.....	D2/943
D98,150 S	*	1/1936	Drake	.....	D2/943
D435,332 S	*	12/2000	Garcia	.....	D2/911
D449,150 S	*	10/2001	Schwartz	.....	D2/911
D449,151 S	*	10/2001	Garcia	.....	D2/911
D466,679 S	*	12/2002	Jacobs	.....	D2/943
D466,681 S	*	12/2002	Jacobs	.....	D2/943

\* cited by examiner

*Primary Examiner*—Dominic Simone

(74) *Attorney, Agent, or Firm*—St. Onge Steward Johnston & Reens LLC

(57) **CLAIM**

I claim the ornamental design for a shoe upper, substantially as shown and described.

**DESCRIPTION**

FIG. 1 is a right side view of a shoe upper showing my design;

FIG. 2 is a left side view of the shoe upper shown in FIG. 1;

FIG. 3 is a top view of the shoe upper shown in FIGS. 1-2;

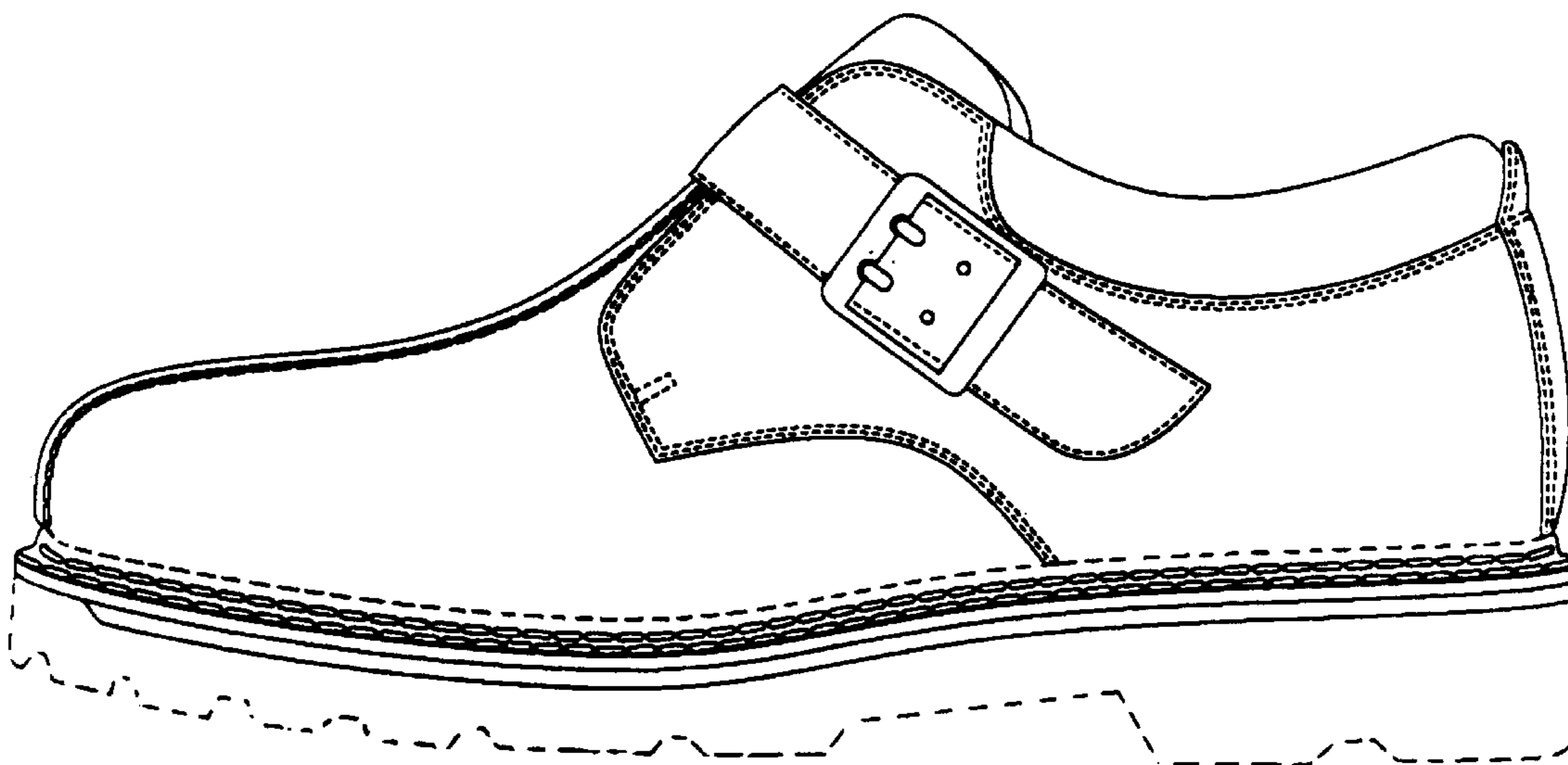
FIG. 4 is a front view of the shoe upper shown in FIGS. 1-3; and,

FIG. 5 is a rear view of the shoe upper shown in FIGS. 1-4.

The surfaces of the shoe upper that are not shown in the drawings, or described in the specification, form no part of the claimed design.

Surfaces and features indicated by broken lines of the outsole are for illustrative purposes only and form no part of the claimed design.

**1 Claim, 4 Drawing Sheets**



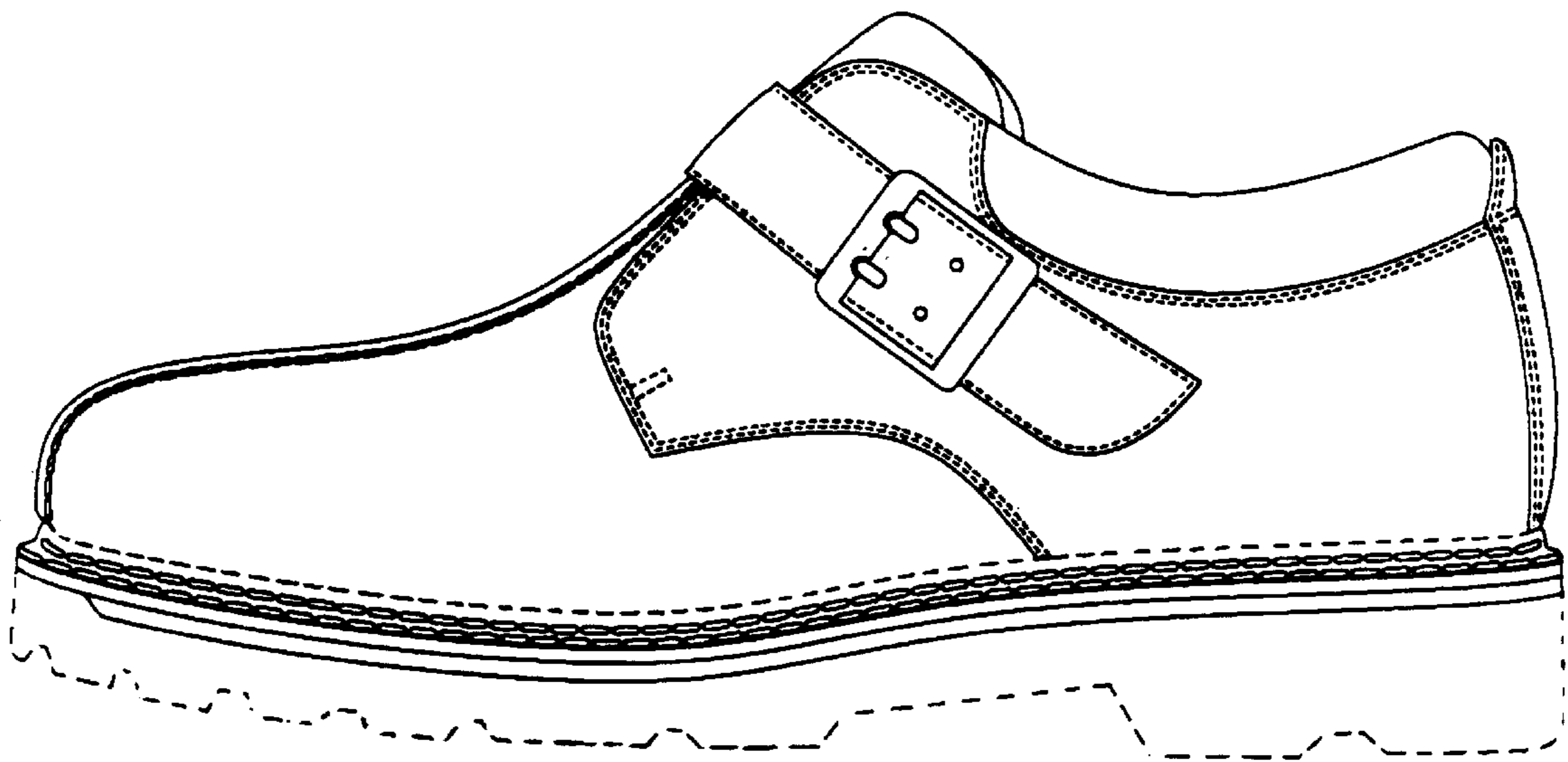


Figure 1

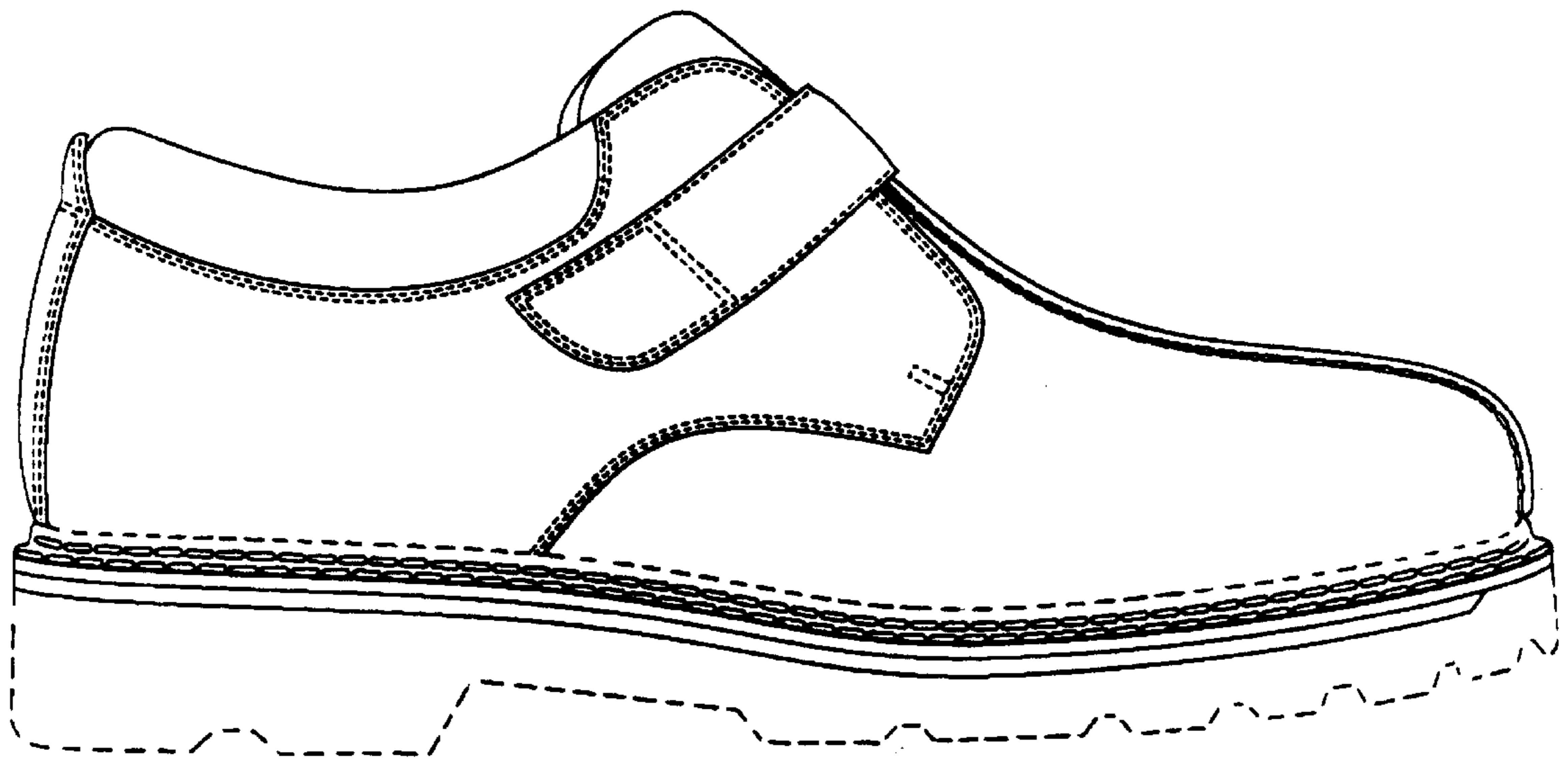


Figure 2

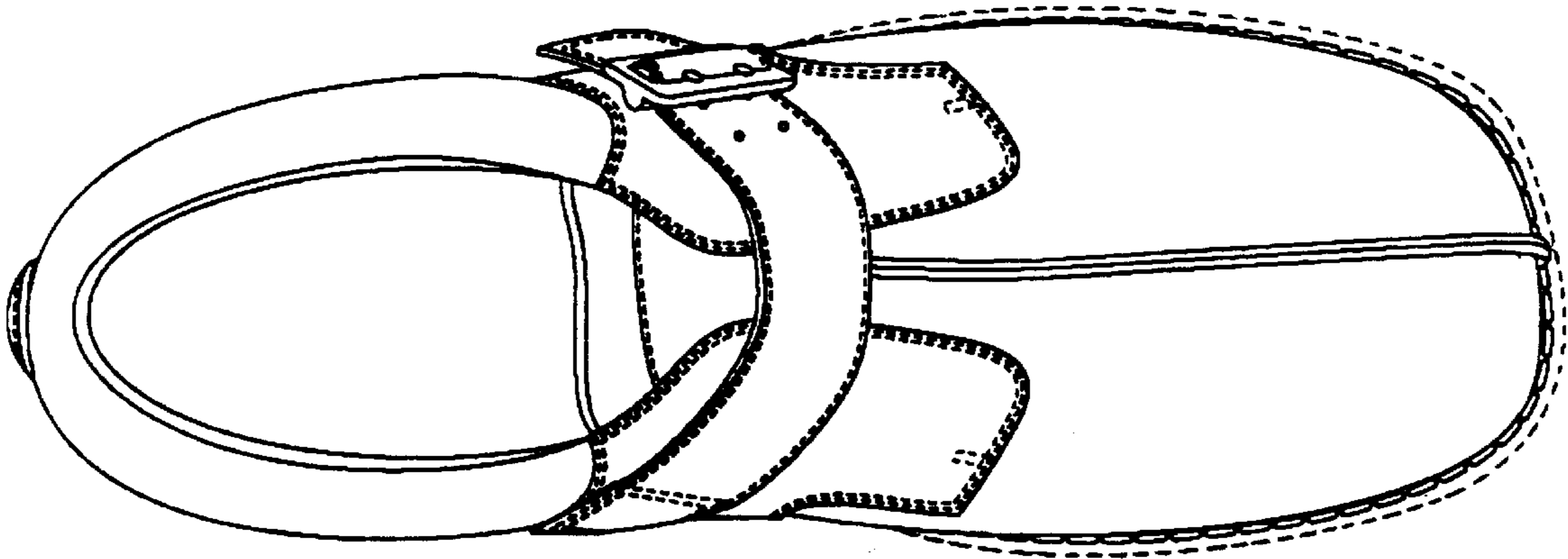


Figure 3




Figure 4

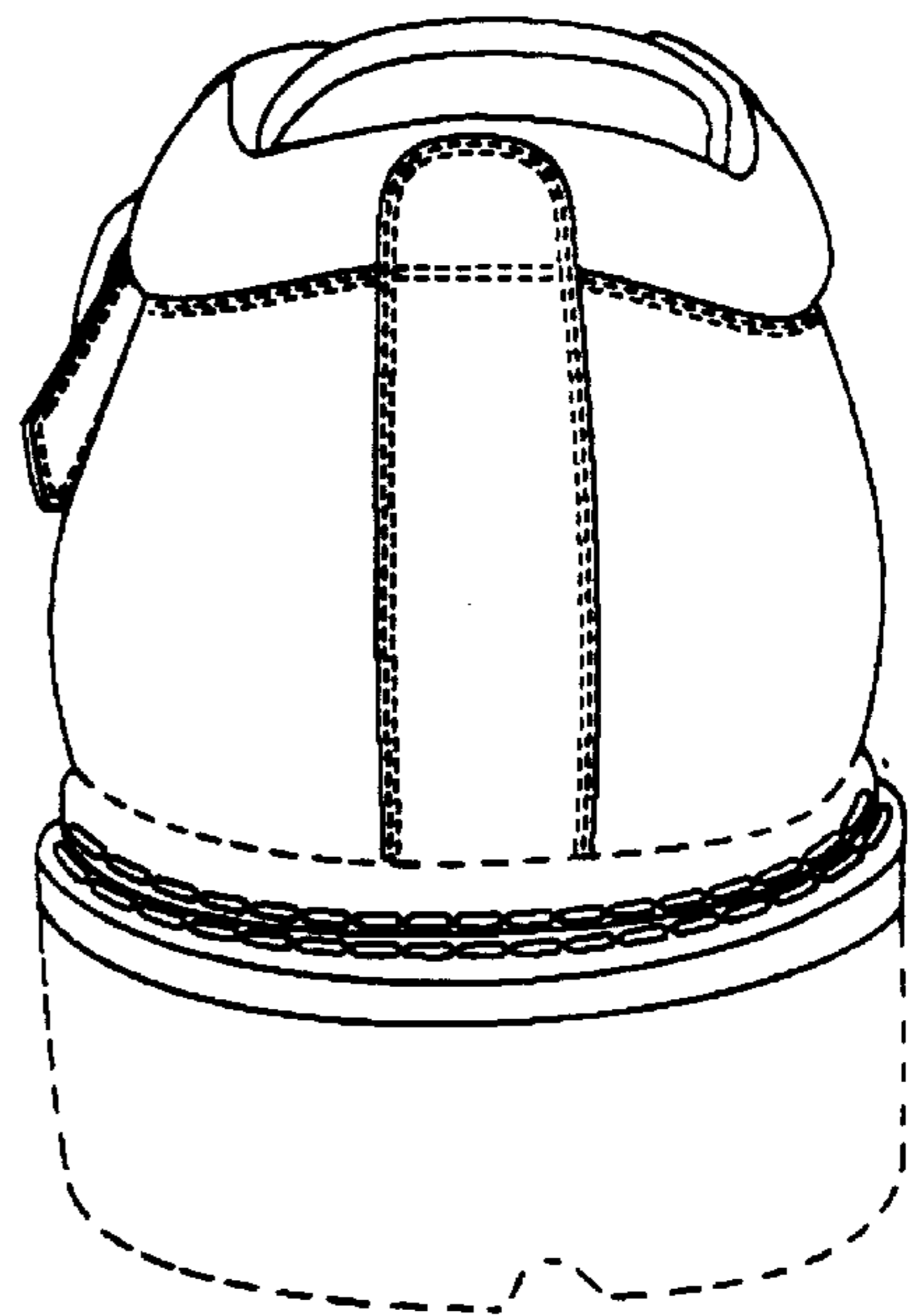


Figure 5