



US00D475838S

(12) **United States Design Patent**  
**York**

(10) **Patent No.:** **US D475,838 S**

(45) **Date of Patent:** **\*\* Jun. 17, 2003**

(54) **BIB**

D392,089 S \* 3/1998 Draper ..... D2/861  
D415,334 S \* 10/1999 Nakamoto et al. .... D2/864

(75) Inventor: **Alice M. York**, Herald, CA (US)

\* cited by examiner

(73) Assignees: **Jennifer Rice**, Herald, CA (US); **Lynne Wegner**, El Macero, CA (US)

*Primary Examiner*—Doris Clark  
(74) *Attorney, Agent, or Firm*—R. Michael West

(\*\*) Term: **14 Years**

(57) **CLAIM**

The ornamental design for a bib, as shown and described.

(21) Appl. No.: **29/162,016**

**DESCRIPTION**

(22) Filed: **Jun. 6, 2002**

(51) **LOC (7) Cl.** ..... **02-02**

(52) **U.S. Cl.** ..... **D2/864**

(58) **Field of Search** ..... D2/860, 861, 862,  
D2/863, 864, 500, 501, 739, 718, 720,  
724, 104; 2/48, 49.1, 50, 88

FIG. 1 is a perspective view of a bib, showing my new design, the broken line representation of a car seat, a steering wheel, and a driver being included solely for illustrative purposes, forming no part of the claimed design;

FIG. 2 is a front elevational view, thereof;

FIG. 3 is an elevational view of one side, the other side elevational view being substantially a mirror image, thereof;

FIG. 4 is a rear elevational view, thereof;

FIG. 5 is a top plan view thereof; and,

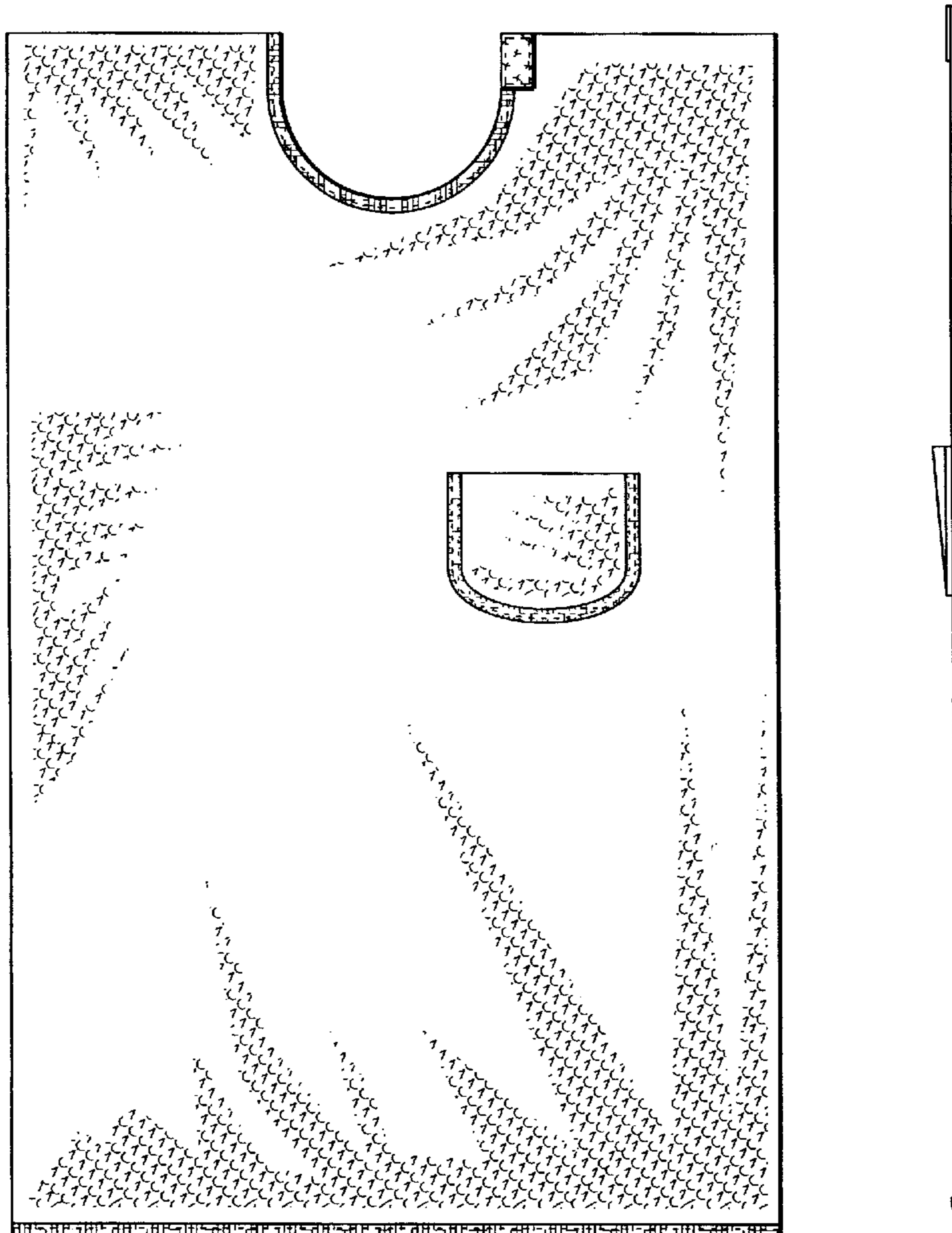
FIG. 6 is a bottom plan view, thereof.

(56) **References Cited**

**U.S. PATENT DOCUMENTS**

D378,157 S \* 2/1997 Jagger ..... D2/720  
D390,337 S \* 2/1998 Mixon ..... D2/720

**1 Claim, 2 Drawing Sheets**



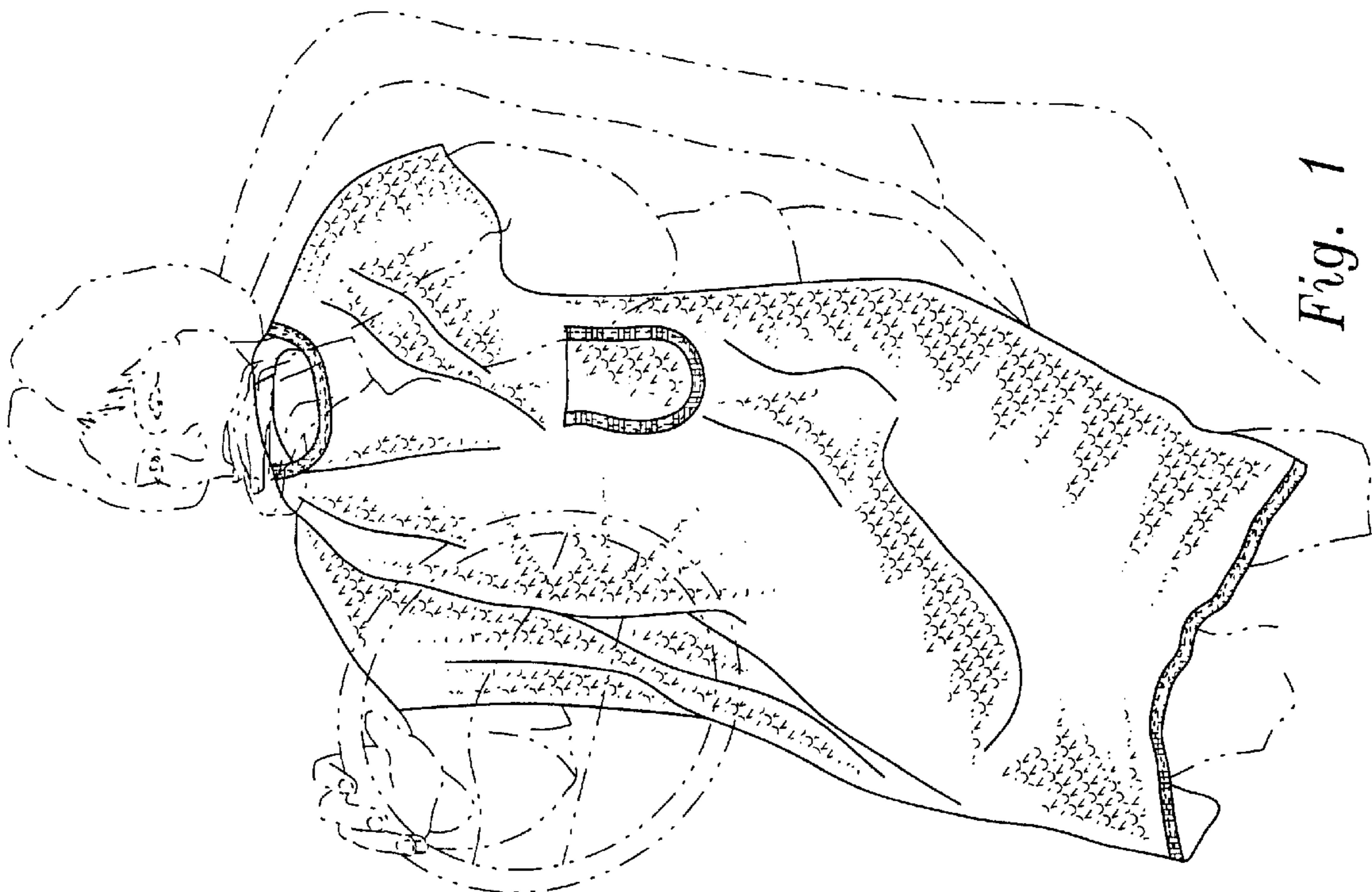


Fig. 1

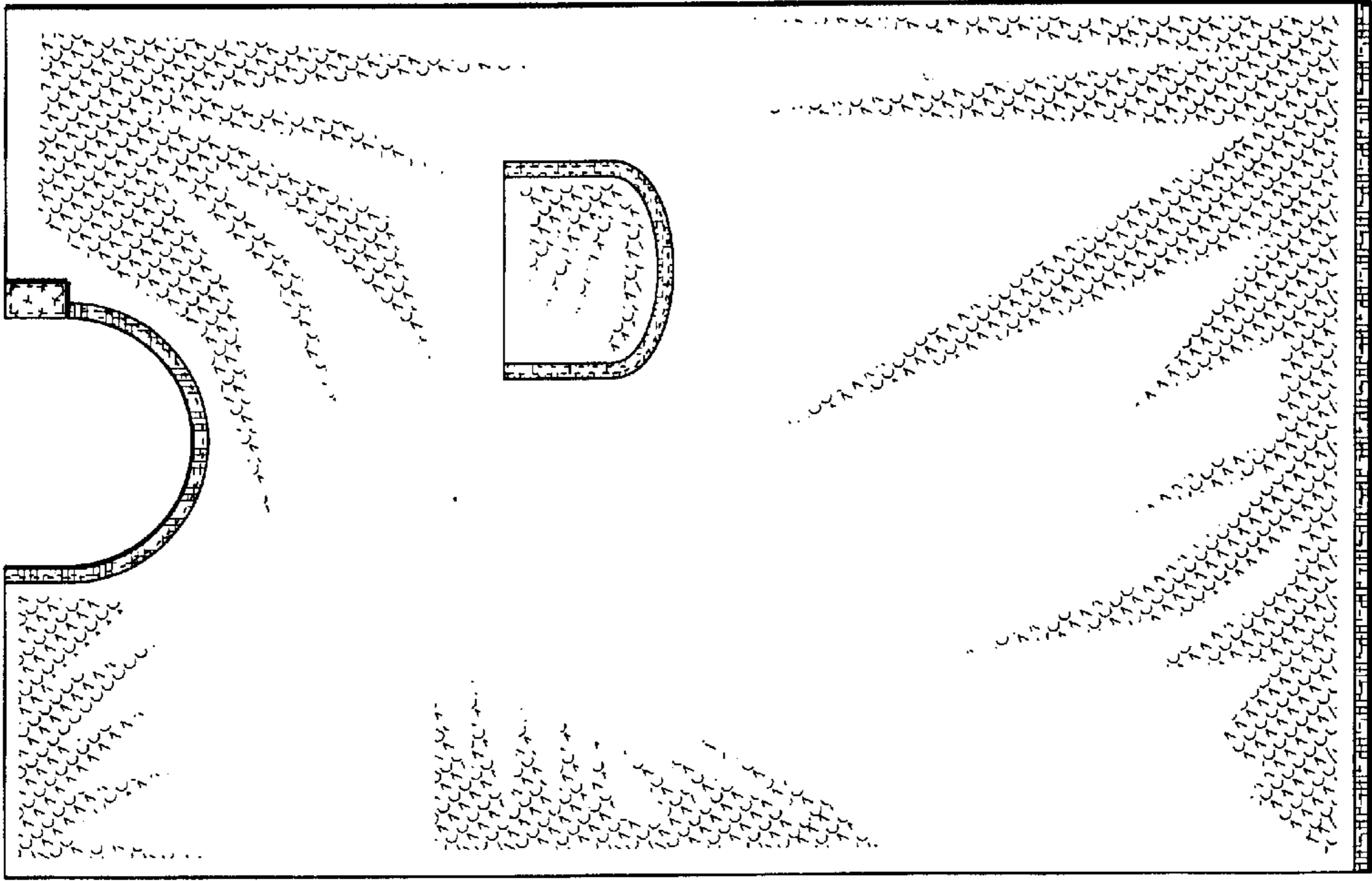


Fig. 2

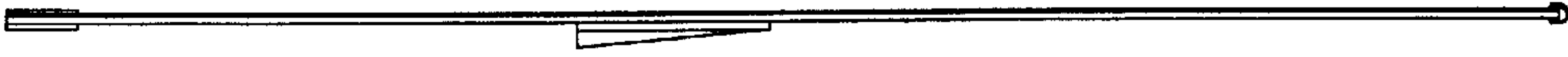
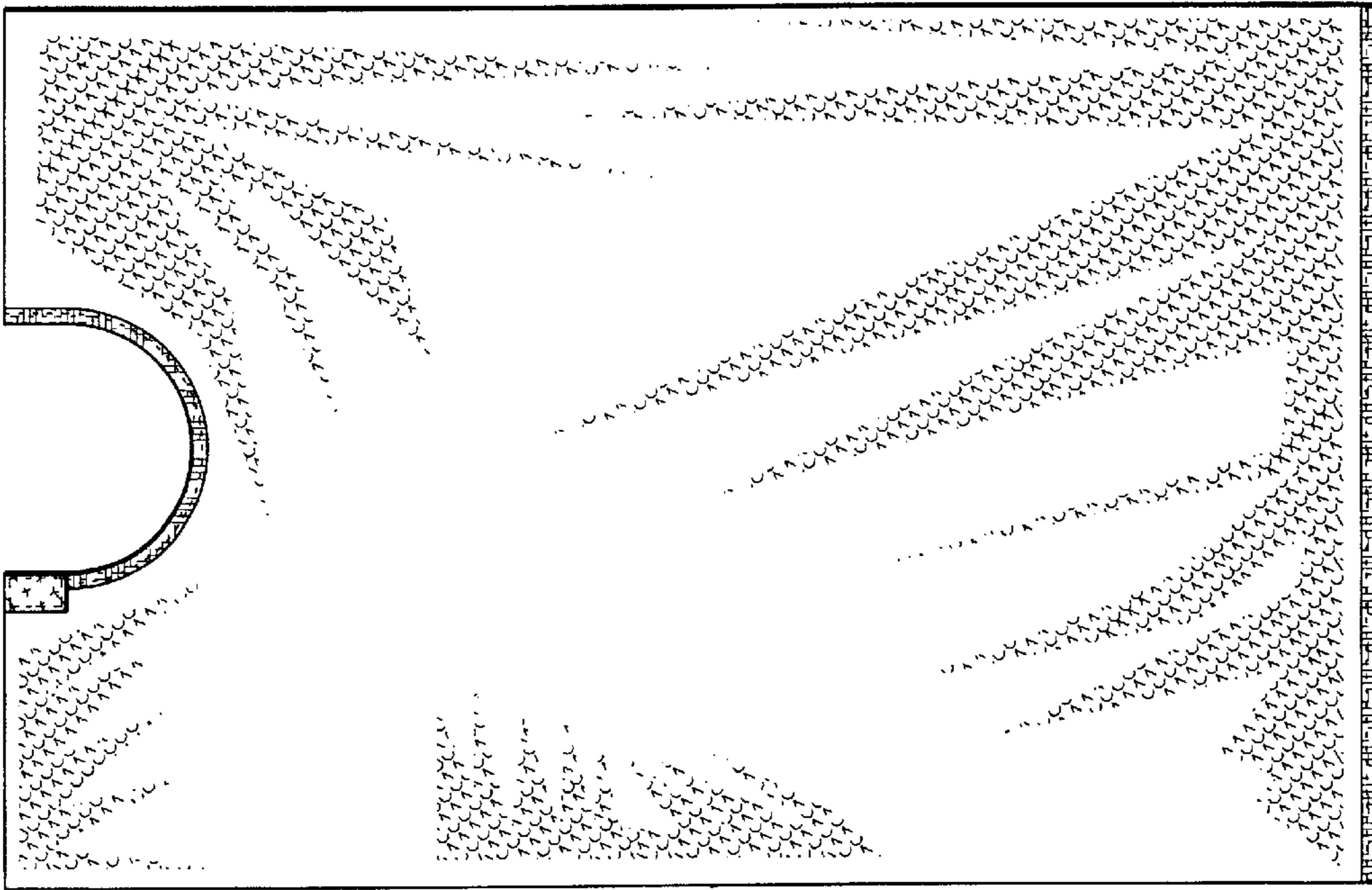


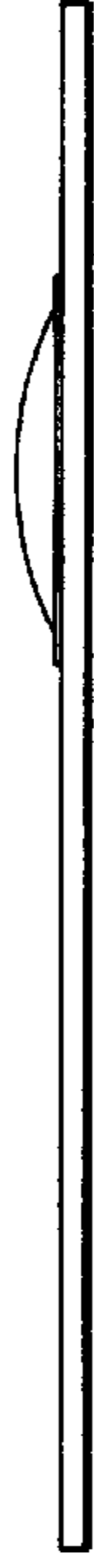
Fig. 3



*Fig. 4*



*Fig. 5*



*Fig. 6*