



US00D475835S

(12) **United States Design Patent**
Hoffman et al.

(10) **Patent No.:** **US D475,835 S**

(45) **Date of Patent:** **** *Jun. 17, 2003**

(54) **ADJUSTABLE BRA**

(75) Inventors: **Jane Starling Hoffman**, Oroville, CA (US); **Jon F. Hoffman**, Oroville, CA (US)

(73) Assignee: **Aztec-Life, Inc.**, Oroville, CA (US)

(*) Notice: This patent is subject to a terminal disclaimer.

(**) Term: **14 Years**

(21) Appl. No.: **29/141,353**

(22) Filed: **May 4, 2001**

(51) **LOC (7) Cl.** **02-01**

(52) **U.S. Cl.** **D2/706**

(58) **Field of Search** D2/701, 706-711, D2/731, 737, 856; 450/1, 3-6, 41, 48-49, 52-57, 86, 88, 90, 36-39, 60-61; 2/67, 118-120, 459, 460

(56) **References Cited**

U.S. PATENT DOCUMENTS

4,781,651 A * 11/1988 Ekins 450/79

4,804,351 A * 2/1989 Raml et al. 450/58
4,960,112 A * 10/1990 Andregg 2/118
5,022,887 A * 6/1991 Lawson 450/57
5,951,364 A * 9/1999 Brown et al. 450/5
6,168,498 B1 * 1/2001 Wagner 450/1
6,319,091 B1 * 11/2001 Kilbride et al. 450/1
D452,047 S * 12/2001 Ditchfield et al. D29/100

* cited by examiner

Primary Examiner—Louis S. Zarfaz

Assistant Examiner—Deanne Levy

(74) *Attorney, Agent, or Firm*—The Kline Law Firm

(57) **CLAIM**

The ornamental design for an adjustable bra, as shown and described.

DESCRIPTION

FIG. 1 is a front perspective view of the adjustable bra of the present invention.

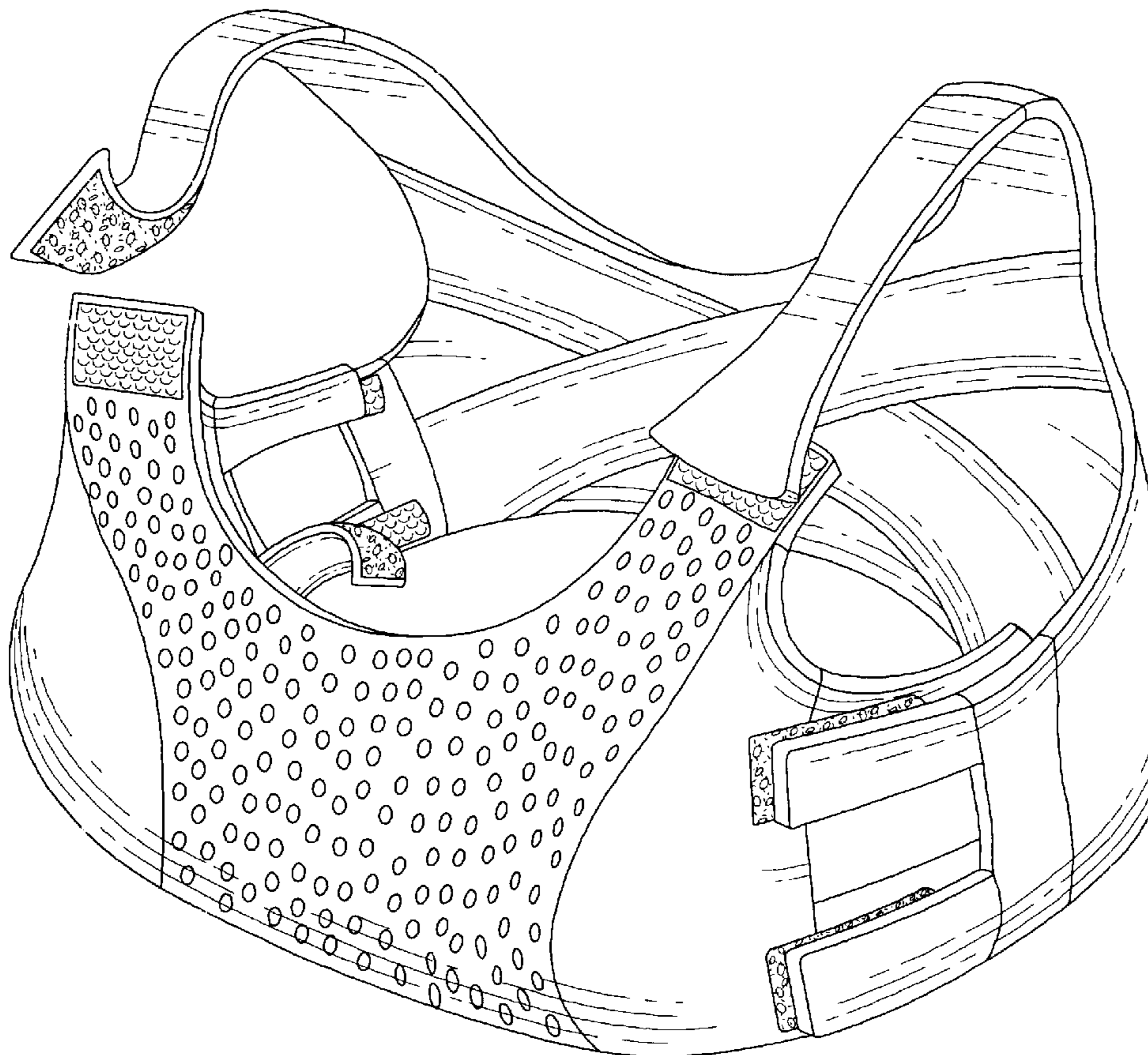
FIG. 2 is a bottom view of the adjustable bra;

FIG. 3 is a right side view of the adjustable bra; and,

FIG. 4 is a rear view of the adjustable bra.

The broken line showing of the person is for illustrative purposes only and forms no part of the claimed design.

1 Claim, 4 Drawing Sheets



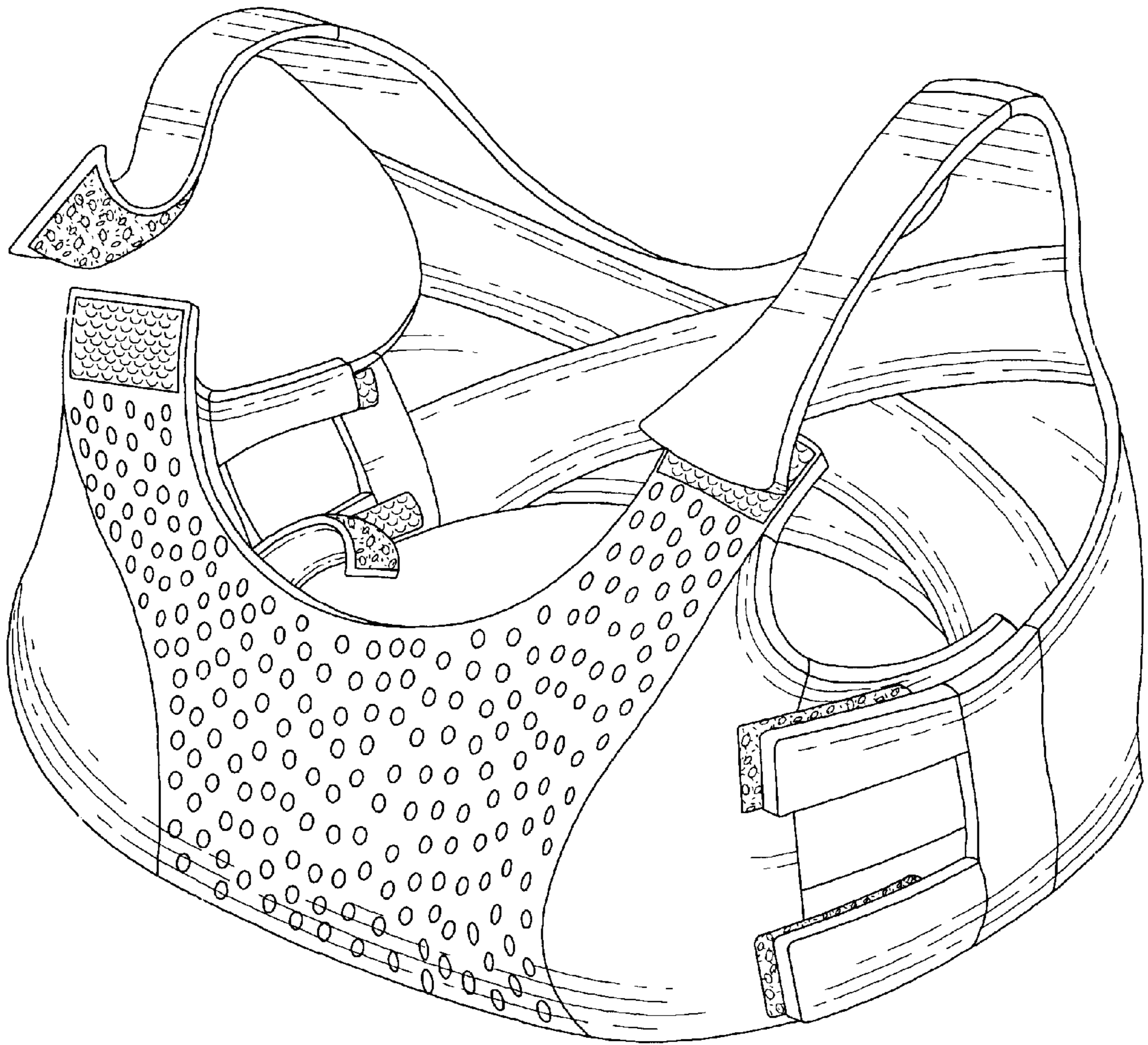


FIG. 1

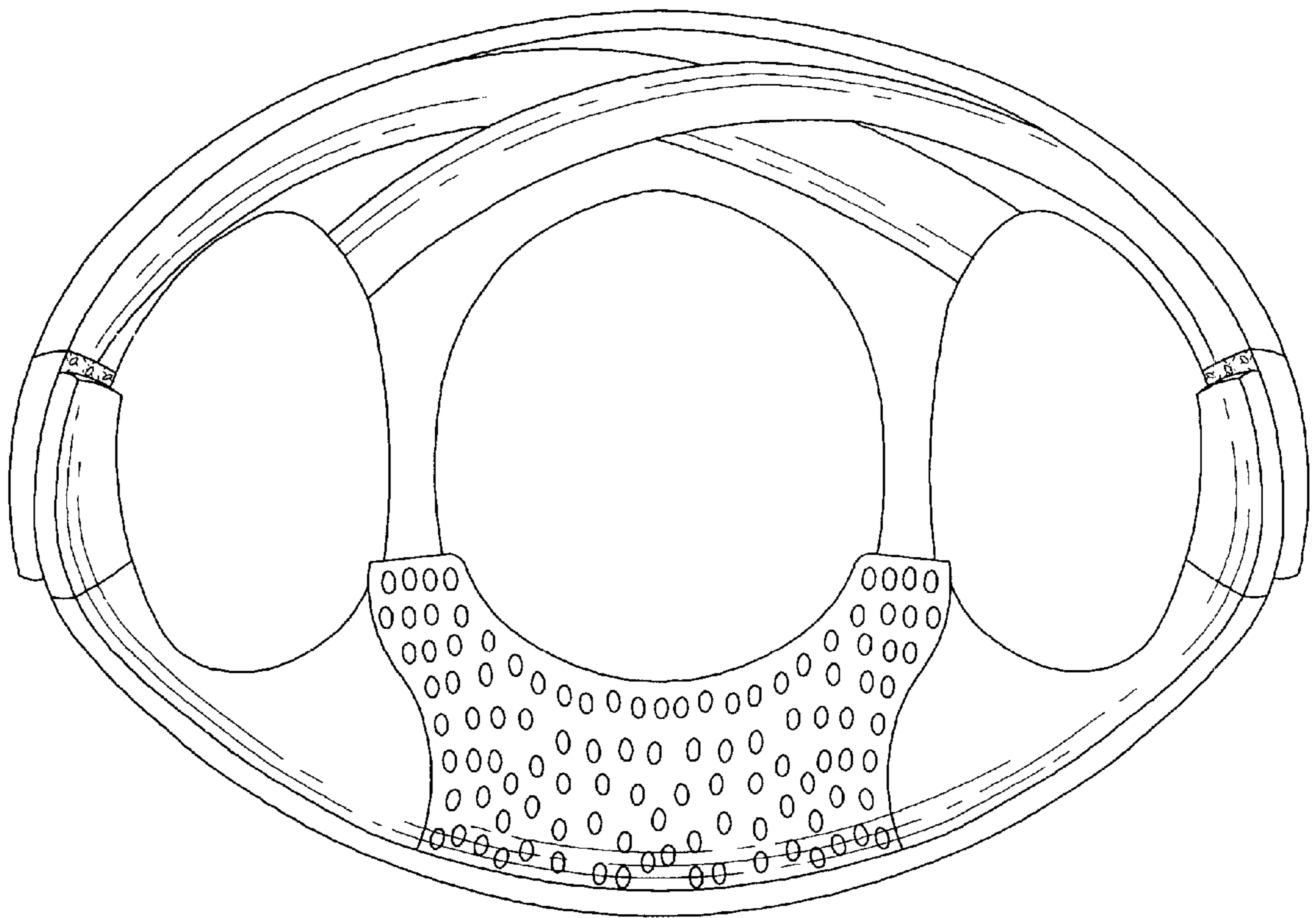


FIG. 2

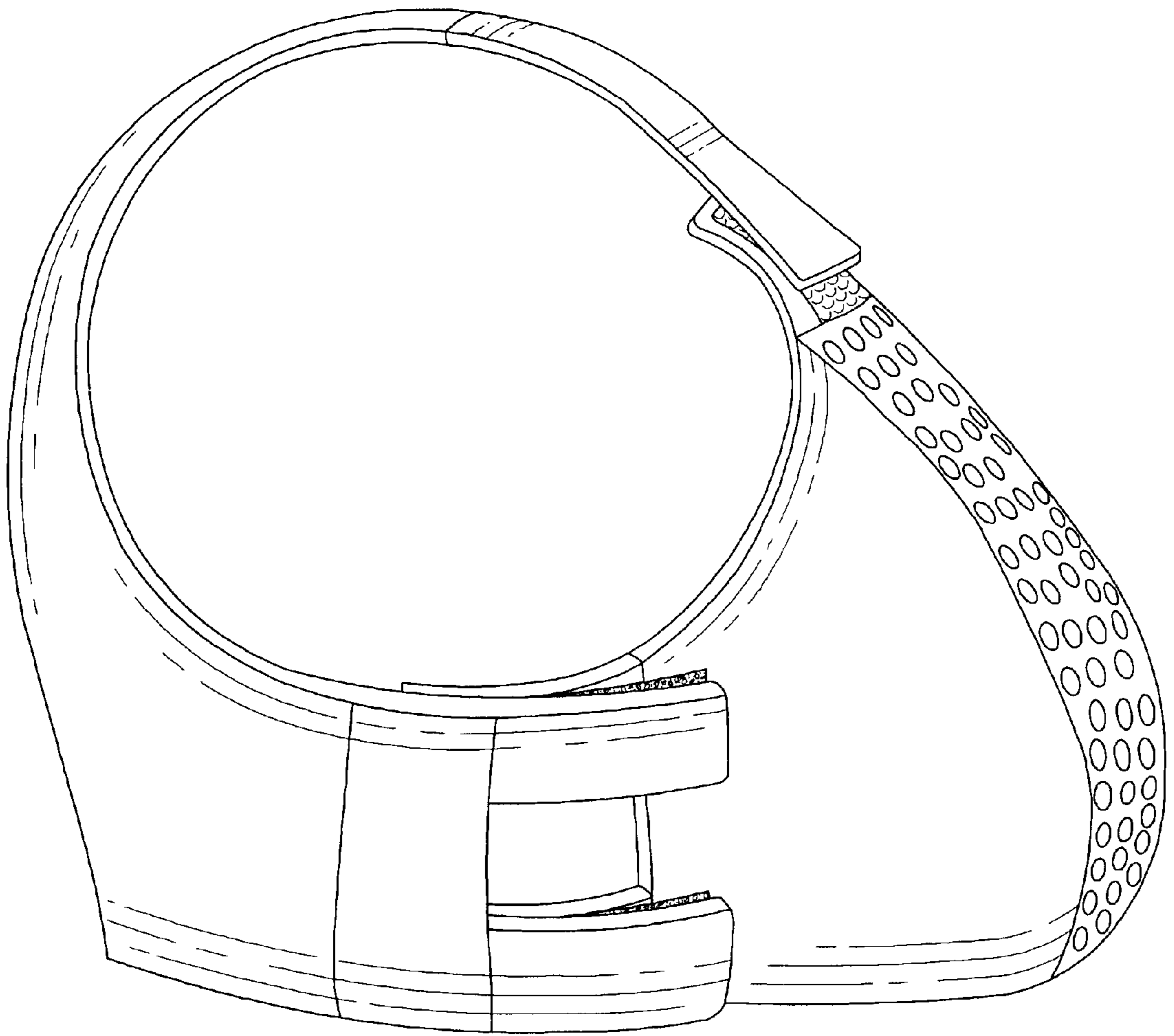


FIG. 3




FIG. 4