



US00D475810S

(12) **United States Design Patent**
Lai

(10) **Patent No.:** **US D475,810 S**

(45) **Date of Patent:** **** Jun. 10, 2003**

(54) **COSMETIC CASING**

(75) Inventor: **Chin Chun Lai**, Hsin Chuang (TW)

(73) Assignee: **Chao Ling Chemical Industry Co., Ltd**, Taipei (TW)

(**) Term: **14 Years**

(21) Appl. No.: **29/164,290**

(22) Filed: **Jul. 19, 2002**

(51) **LOC (7) Cl.** **28-03**

(52) **U.S. Cl.** **D28/83**

(58) **Field of Search** D28/76-84; D9/420, D9/423, 341, 418; D3/273-275, 294, 295, 901; D19/35, 36; 132/286-318; 206/235, 581, 823, 1.7, 1.8, 1.9, 81; 220/DIG. 26

(56) **References Cited**

U.S. PATENT DOCUMENTS

2,041,260	A	*	5/1936	Morrison	220/DIG. 26	X
D156,974	S	*	1/1950	Knowles	D19/35	
D361,508	S	*	8/1995	Schnack	D9/341	
D397,831	S	*	9/1998	Stoecker	D28/78	
D404,533	S	*	1/1999	Morgan	D28/78	
D407,856	S	*	4/1999	Orsomando	D28/83	
D428,211	S	*	7/2000	Gavin	D28/83	
D443,393	S	*	6/2001	Goswell	D28/83	
D452,939	S	*	1/2002	Lai	D28/78	

OTHER PUBLICATIONS

Cover Girl Professional ColorMatch compacts advertisement © 1989, from an unknown periodical.*

Beauty Boutique Spring 1995 cat., p. 11: comparted compacts on upper right.*

* cited by examiner

Primary Examiner—Mitchell Siegel

Assistant Examiner—C Tuttle

(57) **CLAIM**

The ornamental design for a cosmetic casing, as shown and described.

DESCRIPTION

FIG. 1 is a perspective view of a cosmetic casing showing my new design, in which the inner structures shown in broken lines are for illustrative purposes only and form no part of the claimed design;

FIG. 2 is a front elevational view thereof;

FIG. 3 is a rear elevational view thereof, in which the hinge area shown in broken lines is for illustrative purposes only and forms no part of the claimed design;

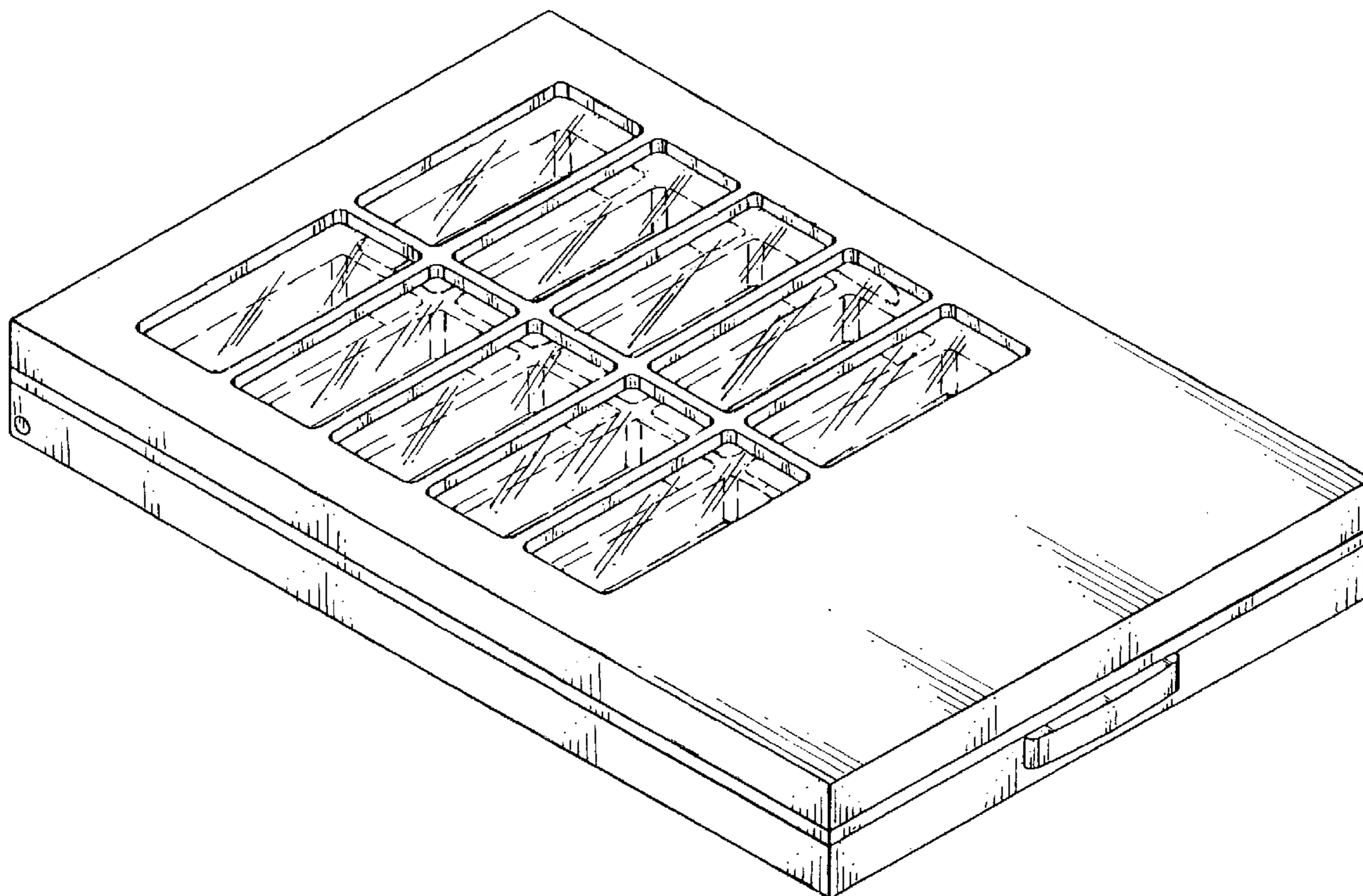
FIG. 4 is a top plan view thereof;

FIG. 5 is a bottom plan view thereof, in which the hinge area shown in broken lines is for illustrative purposes only and forms no part of the claimed design;

FIG. 6 is a left side elevational view thereof; and,

FIG. 7 is a right side elevational view thereof.

1 Claim, 4 Drawing Sheets



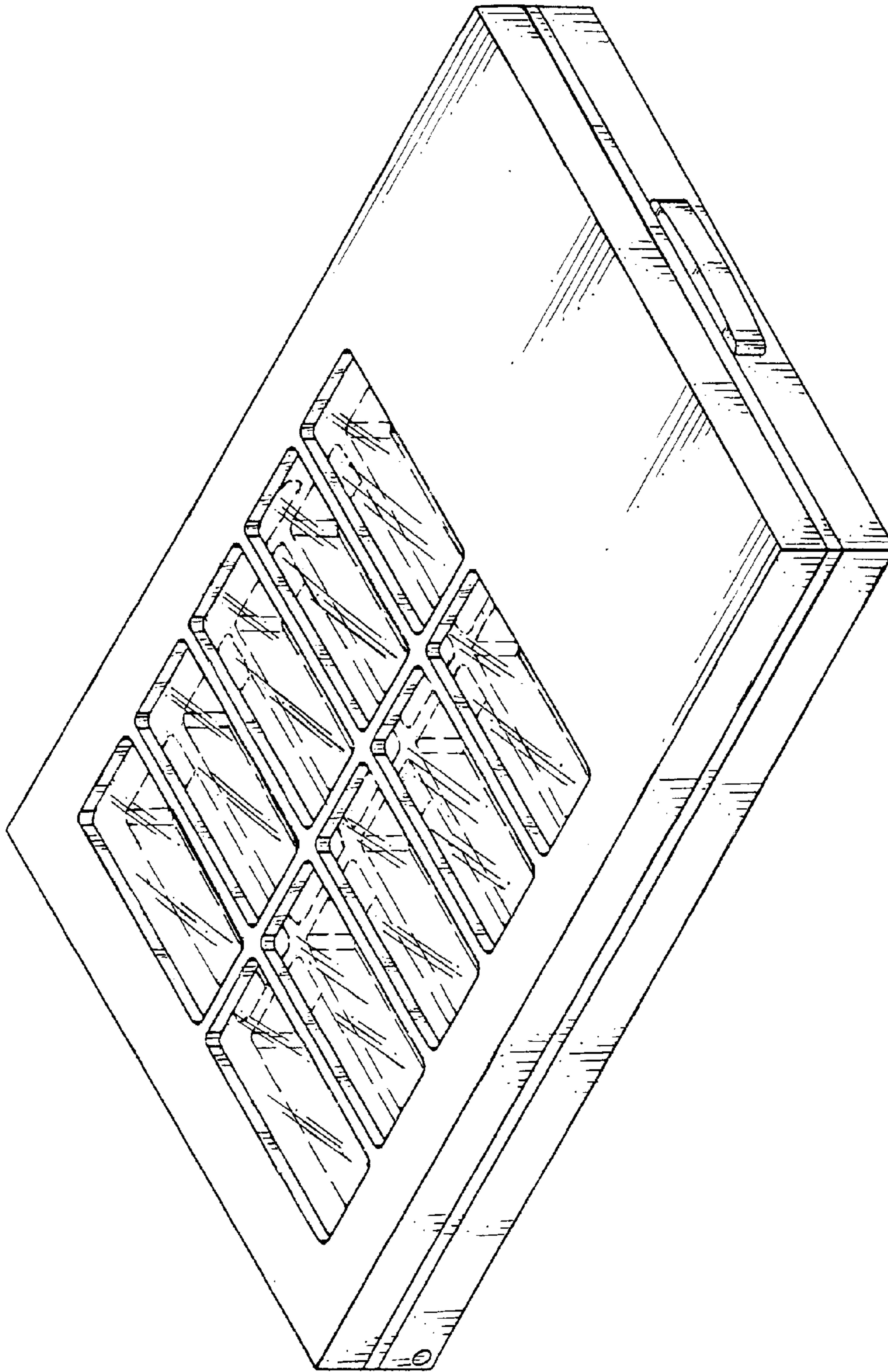


FIG. 1




FIG. 2

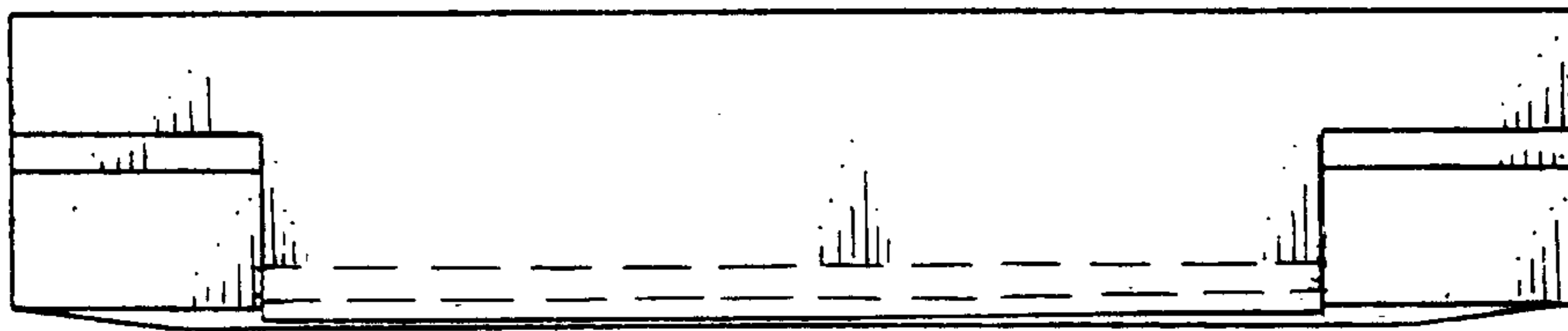


FIG. 3




FIG. 5

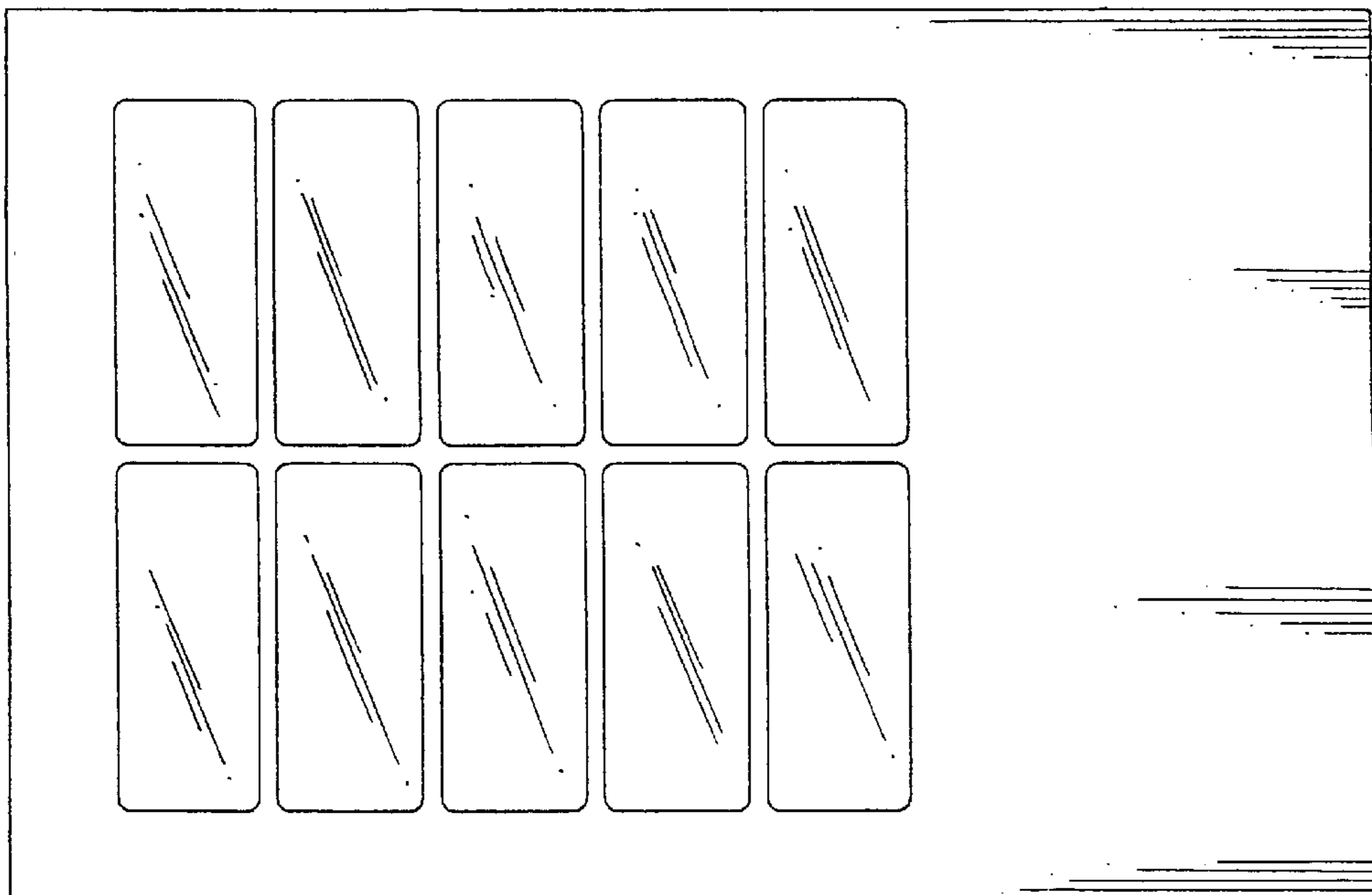


FIG. 4

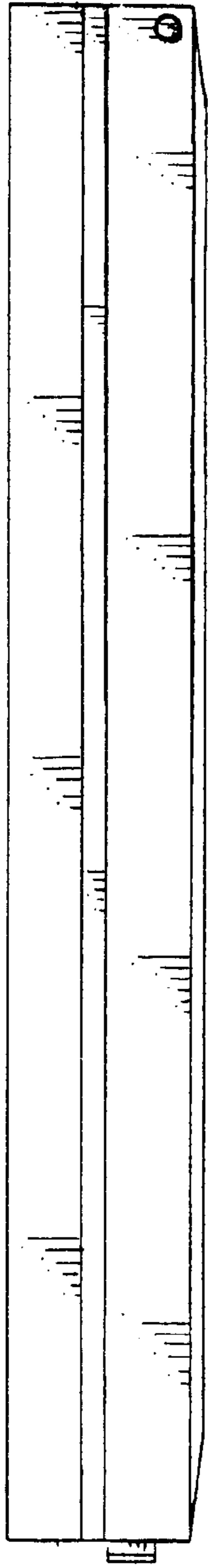


FIG. 7




FIG. 6