



US00D475804S

(12) **United States Design Patent**
Stachowski

(10) **Patent No.:** **US D475,804 S**

(45) **Date of Patent:** **** Jun. 10, 2003**

(54) **COMBINED HEADBAND AND PONYTAIL HOLDER**

(76) **Inventor:** **Barbara Stachowski**, 11 El Gavilan, Orinda, CA (US) 94563

(**) **Term:** **14 Years**

(21) **Appl. No.:** **29/168,853**

(22) **Filed:** **Oct. 9, 2002**

(51) **LOC (7) Cl.** **28-03**

(52) **U.S. Cl.** **D28/41**

(58) **Field of Search** D28/39-43; 132/273-284; D2/866, 894, 875, 877; 2/171, 181, 182.1, 183, DIG. 11, 209.13, 209.3, 209.4

(56) **References Cited**

U.S. PATENT DOCUMENTS

D264,391 S	*	5/1982	Schweitzer	D2/866
4,723,325 A		2/1988	Perry	2/207
4,998,544 A		3/1991	Obergfell	132/212
D324,765 S	*	3/1992	Obergfell	D2/875
D344,176 S	*	2/1994	Lawrence	D2/875
5,590,422 A	*	1/1997	Henderson	2/171
5,647,061 A	*	7/1997	Marcus	2/11
5,875,488 A	*	3/1999	Milani	2/12
6,076,532 A		6/2000	Thomas et al.	132/273

D443,954 S * 6/2001 Blum et al. D28/41

* cited by examiner

Primary Examiner—Lucy Lieberman

(74) *Attorney, Agent, or Firm*—Haverstock & Owens LLP

(57) **CLAIM**

I claim the ornamental design for a combined headband and ponytail holder, as shown and described.

DESCRIPTION

FIG. 1 is a side view of a combined headband and ponytail holder showing my new design in use on a person illustrated in phantom lines;

FIG. 2 is a perspective view of the combined headband and ponytail holder shown in an alternate configuration;

FIG. 3 is a side view of the combined headband and ponytail holder thereof;

FIG. 4 is a top or bottom view of the combined headband and ponytail holder thereof;

FIG. 5 is a front view of the combined headband and ponytail holder thereof; and,

FIG. 6 is a back view of the combined headband and ponytail holder thereof.

The broken lines shown in FIG. 1 are for illustrative purposes only and do not form part of the claimed design.

1 Claim, 5 Drawing Sheets





Fig. 1

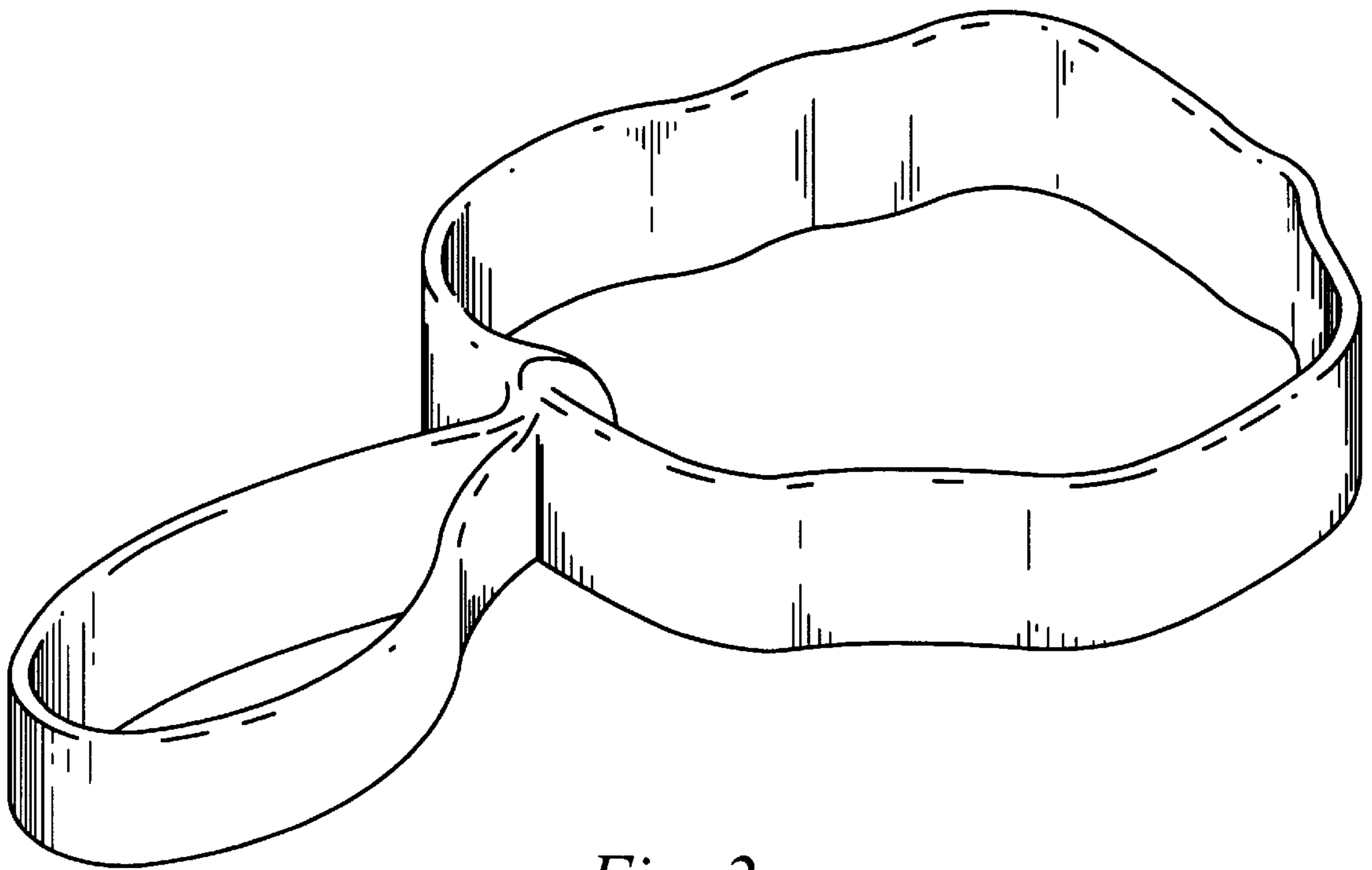


Fig. 2




Fig. 3

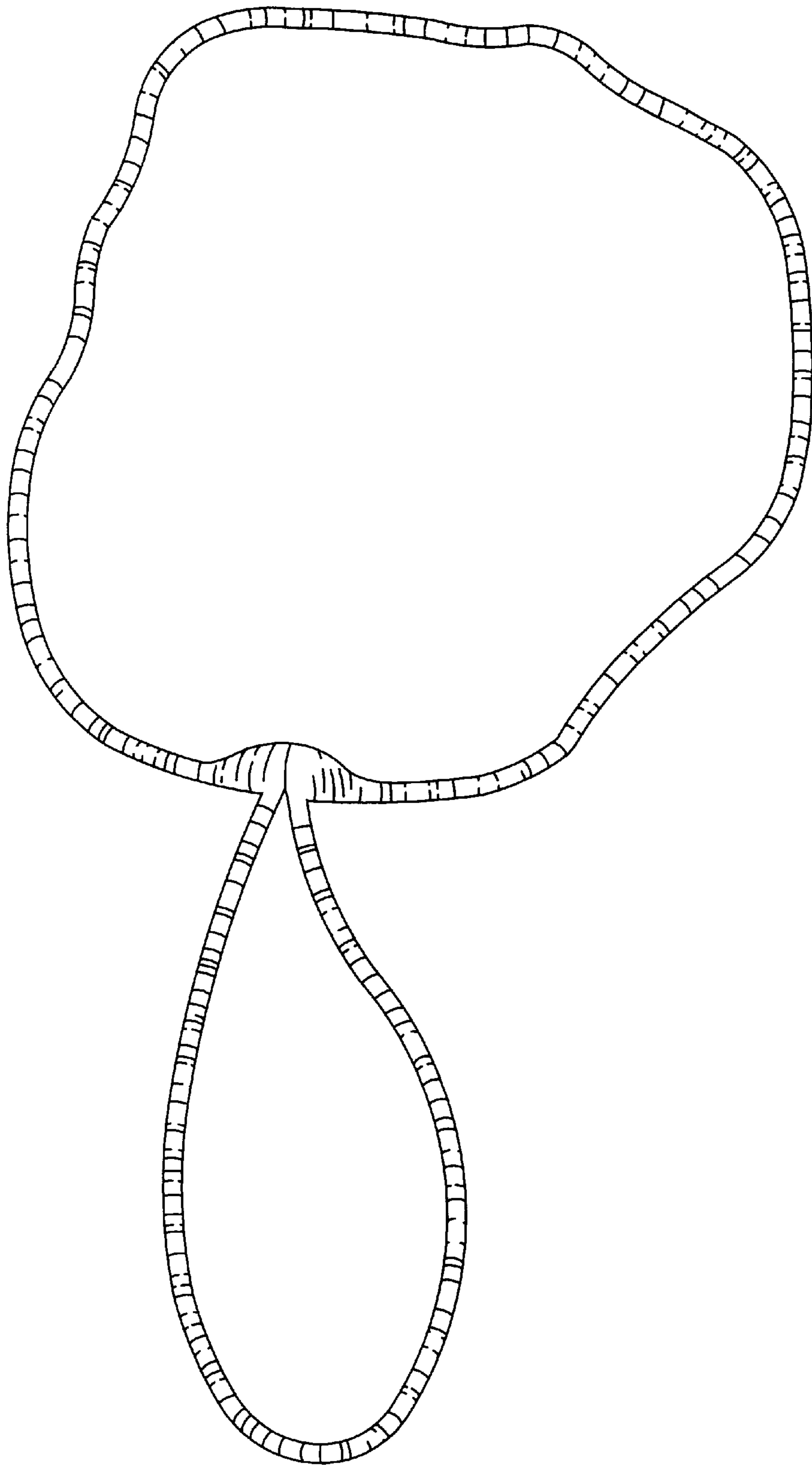


Fig. 4

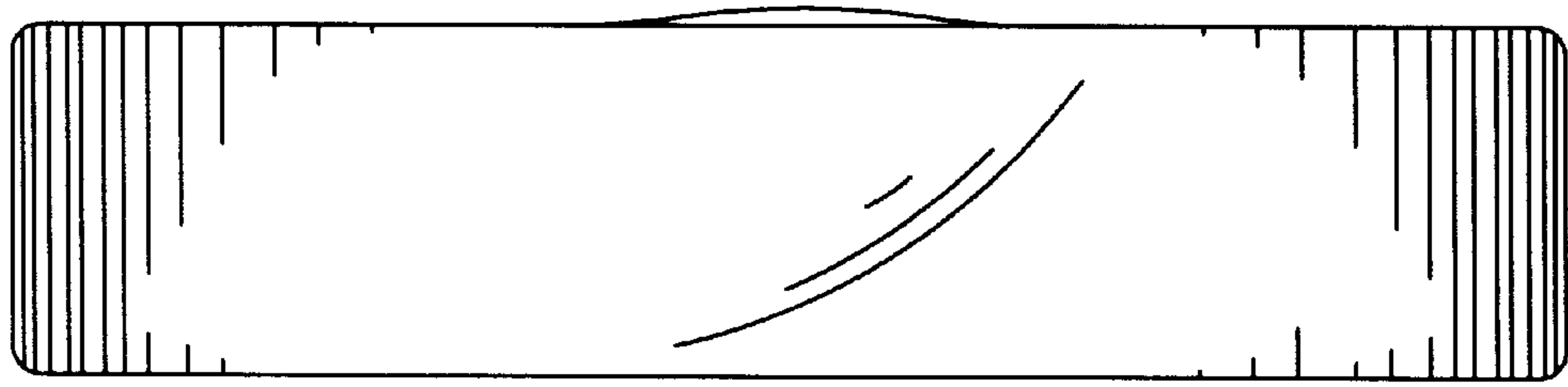


Fig. 5

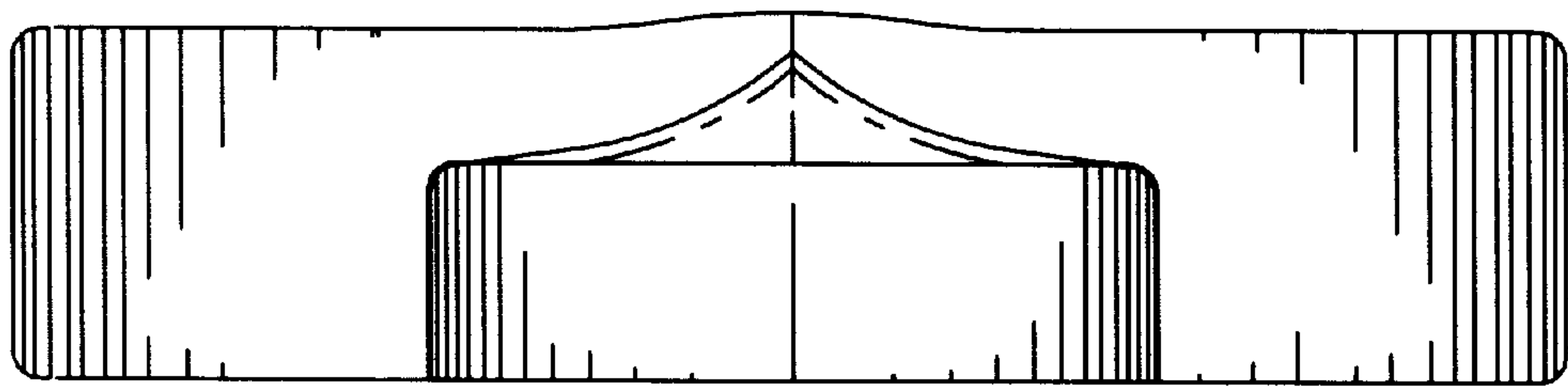


Fig. 6