



US00D475793S

(12) **United States Design Patent**
Tinsley

(10) **Patent No.:** **US D475,793 S**

(45) **Date of Patent:** **** Jun. 10, 2003**

(54) **MESSAGE TOOL**

D454,959 S * 3/2002 Harris et al. D24/215
D456,909 S * 5/2002 Szabo D24/214

(76) Inventor: **Ronald E. Tinsley**, 2944 Adams St.,
Eugene, OR (US) 97405

* cited by examiner

(**) Term: **14 Years**

Primary Examiner—Stella Reid
(74) *Attorney, Agent, or Firm*—Robert E. Howard

(21) Appl. No.: **29/161,630**

(57) **CLAIM**

(22) Filed: **May 31, 2002**

The ornamental design for a massage tool, as shown and described.

(51) **LOC (7) Cl.** **28-03**

(52) **U.S. Cl.** **D24/214**

(58) **Field of Search** D24/200, 214;
601/134, 135, 136, 137

DESCRIPTION

FIG. 1 is a left side elevation view of a massage tool, the right side elevation view being a mirror image thereof; FIG. 2 is a top plan view thereof; FIG. 3 is a front elevation view thereof; and, FIG. 4 is a rear elevation view thereof.

(56) **References Cited**

U.S. PATENT DOCUMENTS

D371,442 S * 7/1996 Semyonova D24/214
D398,402 S * 9/1998 Kirk et al. D24/211
6,221,034 B1 * 4/2001 Chaplin 601/137

1 Claim, 1 Drawing Sheet




Fig. 1




Fig. 2




Fig. 3

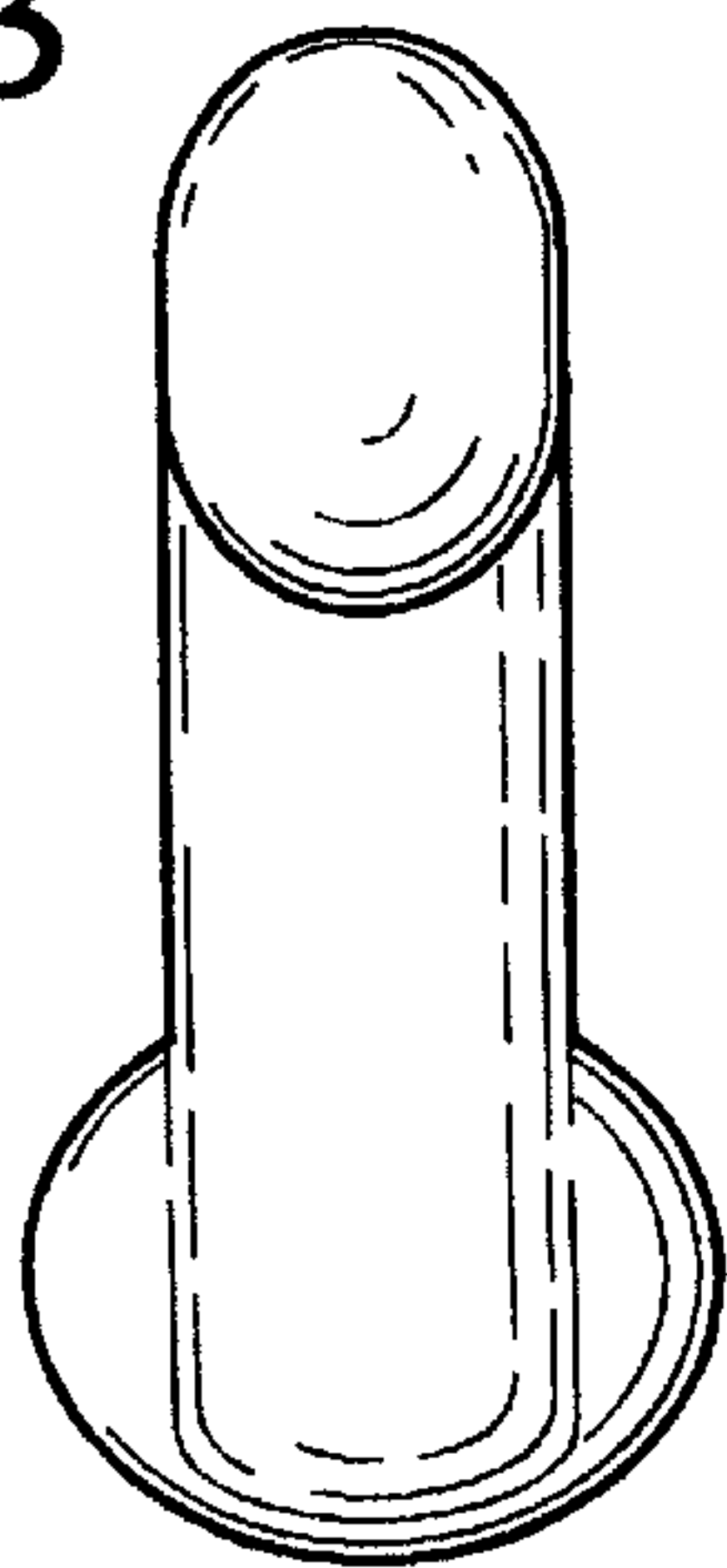


Fig. 4

