



US00D475792S

(12) **United States Design Patent**
Robbins, III

(10) **Patent No.:** **US D475,792 S**
(45) **Date of Patent:** **** Jun. 10, 2003**

(54) **FOOT MASSAGE MAT**

(76) **Inventor:** **Edward S. Robbins, III**, 2802 E.
Avalon Ave., Muscle Shoals, AL (US)
35662

(**) **Term:** **14 Years**

(21) **Appl. No.:** **29/159,473**

(22) **Filed:** **Apr. 23, 2002**

Related U.S. Application Data

(63) Continuation of application No. 09/861,899, filed on May 22, 2001, now abandoned.

(51) **LOC (7) Cl.** **28-03**

(52) **U.S. Cl.** **D24/212**

(58) **Field of Search** D24/212, 200;
601/27, 28, 134, 136

(56) **References Cited**

U.S. PATENT DOCUMENTS

1,931,146	A	10/1933	Hampel	
1,981,379	A	11/1934	Thomson et al.	
2,465,725	A	3/1949	Herzmark	
2,476,921	A	7/1949	Shock	
2,820,454	A	1/1958	Wright	
3,100,483	A	8/1963	Altmeyer et al.	
3,434,715	A	3/1969	Brantingham et al.	
3,804,699	A	4/1974	Johnson	
3,885,555	A	5/1975	Nobbs	
4,003,372	A	1/1977	Willoby	
4,329,981	A	5/1982	Dungl	
4,435,451	A	3/1984	Neubert	
4,509,510	A	4/1985	Hook	
4,715,743	A	12/1987	Schmanski	
4,813,405	A	3/1989	Filip	
4,840,309	A	6/1989	Teresi	
4,868,940	A	9/1989	Masadi	
4,936,294	A	6/1990	Chu	
5,080,090	A	* 1/1992	Martin et al.	601/134

5,096,188	A	* 3/1992	Shen	482/51
5,158,073	A	10/1992	Bukowski	
5,186,703	A	2/1993	Huang	
5,227,214	A	7/1993	Kerr et al.	
D348,108	S	* 6/1994	Kim et al.	D24/212
5,490,821	A	2/1996	Wu	
5,491,851	A	2/1996	Alonso	
5,575,034	A	11/1996	Biernacinski et al.	
D378,968	S	* 4/1997	Martin et al.	D6/596
5,628,079	A	5/1997	Kizemchuk et al.	
5,735,804	A	4/1998	Chan	
5,830,163	A	11/1998	Obermaier	
6,171,269	B1	1/2001	Norin	

* cited by examiner

Primary Examiner—Stella Reid

(74) *Attorney, Agent, or Firm*—Nixon & Vanderhye P.C.

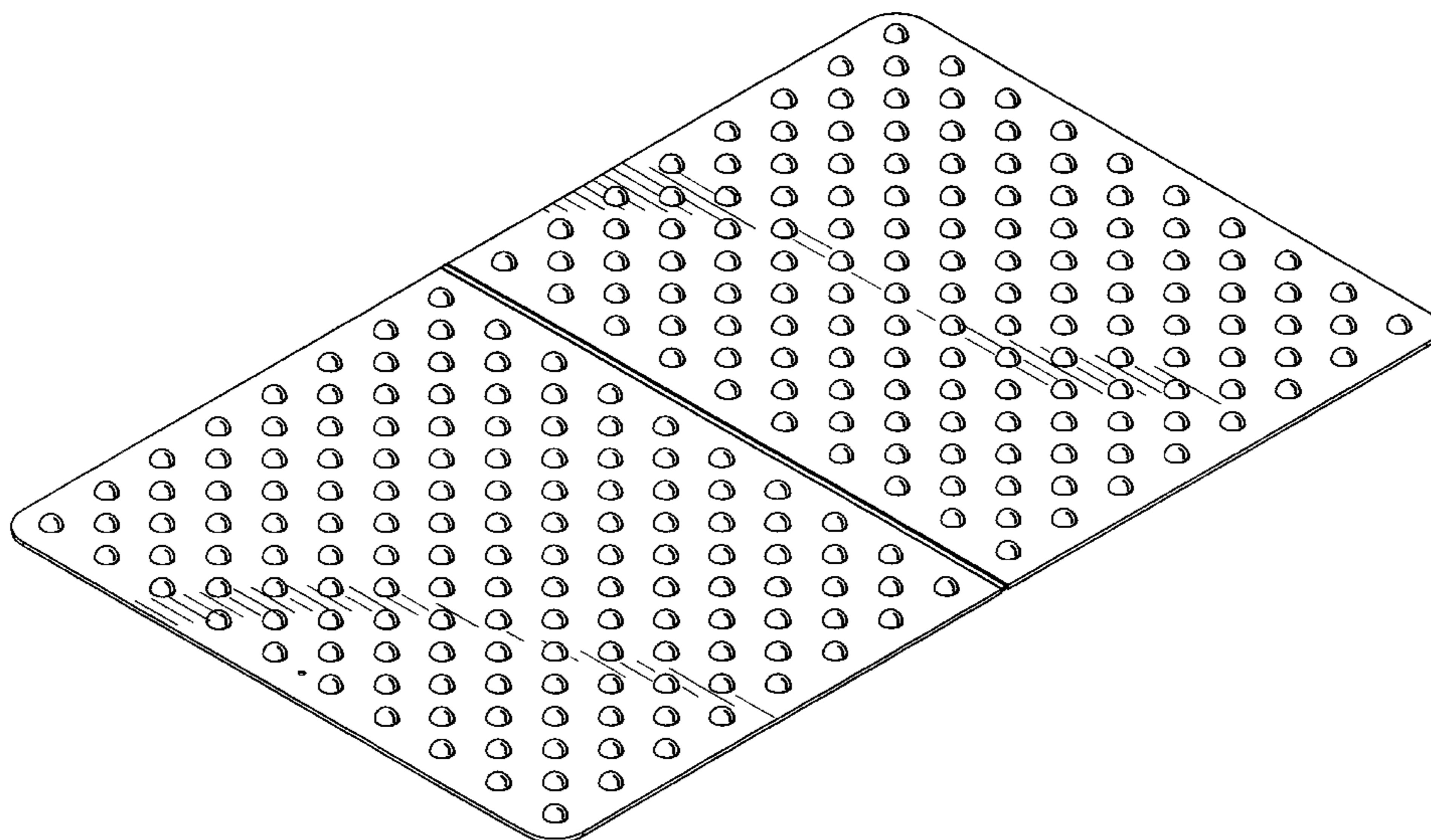
(57) **CLAIM**

The ornamental design for a “foot massage mat,” as shown and described.

DESCRIPTION

FIG. 1 is a plan view of a foot massage mat in accordance with an exemplary embodiment of the invention;
 FIG. 2 is a right side elevation of the mat in FIG. 1, the left side being identical thereto;
 FIG. 3 is a front elevation of the mat shown in FIG. 1, the rear elevation being a mirror image thereto;
 FIG. 4 is a perspective view of the foot massage mat shown in FIG. 1;
 FIG. 5 is a perspective view of the mat shown in FIGS. 1–4 but in a partially folded condition;
 FIG. 6 is a bottom plan view of a foot massage mat shown in FIG. 1; and,
 FIG. 7 is a top plan view of another embodiment of the foot massage mat, with the broken away portion being shown to indicate indeterminate length, the only difference being the addition of another mat, it being understood that all other surfaces are the same as those of the first embodiment.

1 Claim, 6 Drawing Sheets



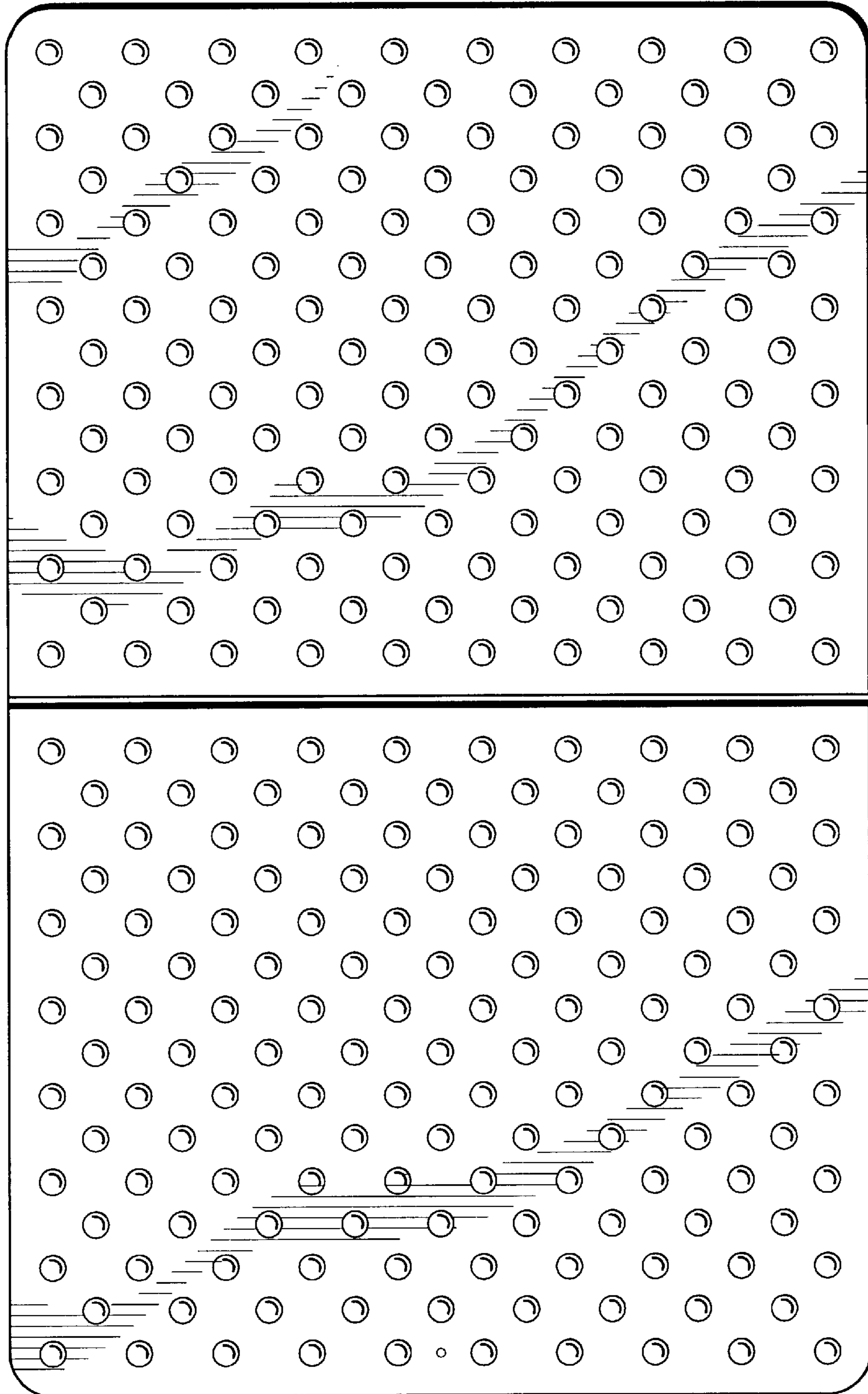


Fig. 1



Fig. 2

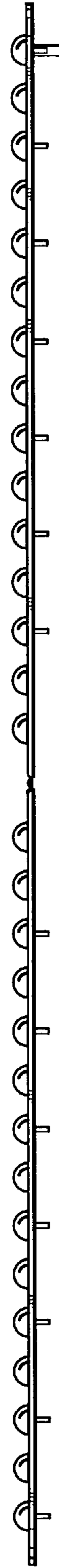


Fig. 3

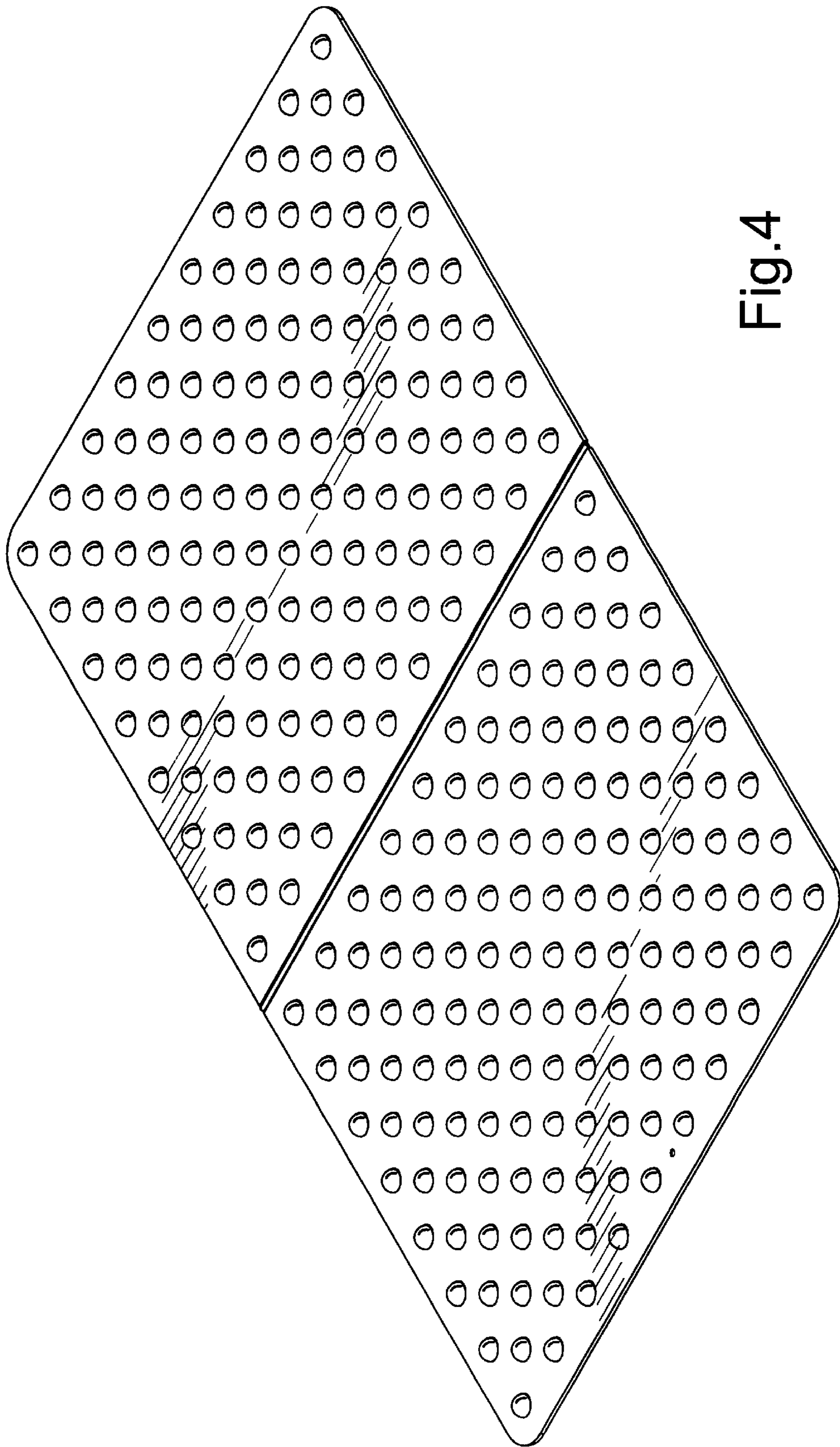


Fig.4

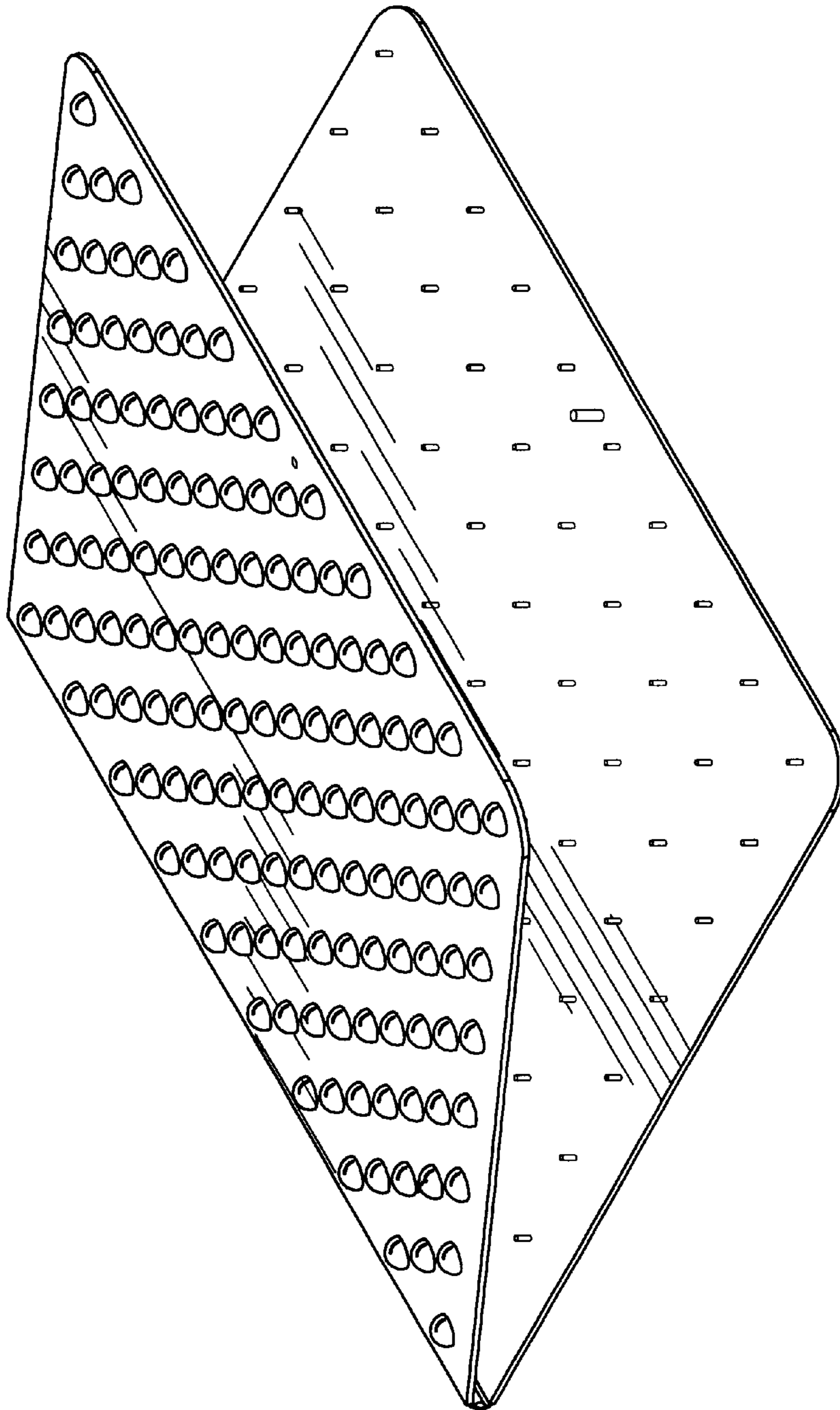


Fig.5

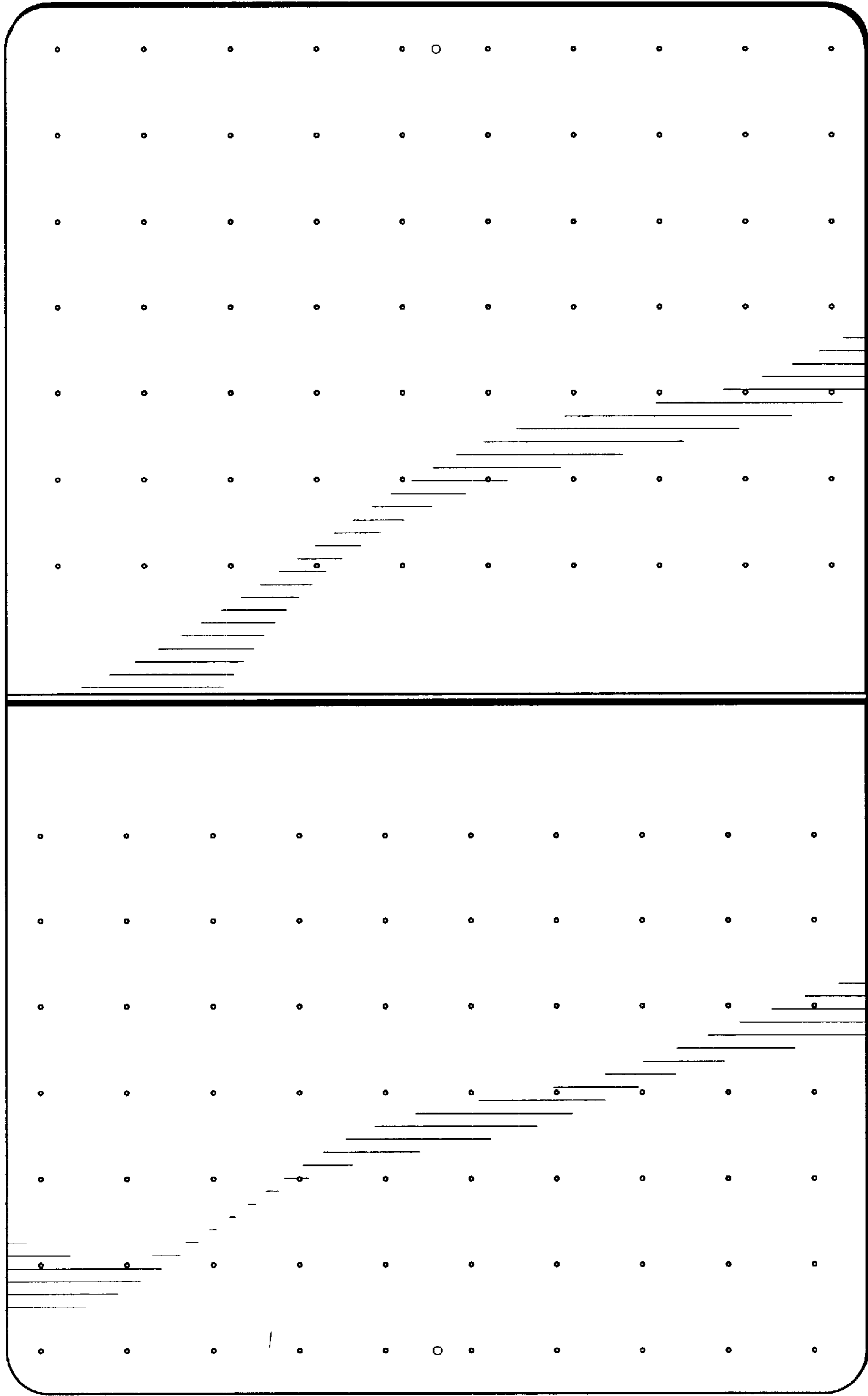


Fig.6

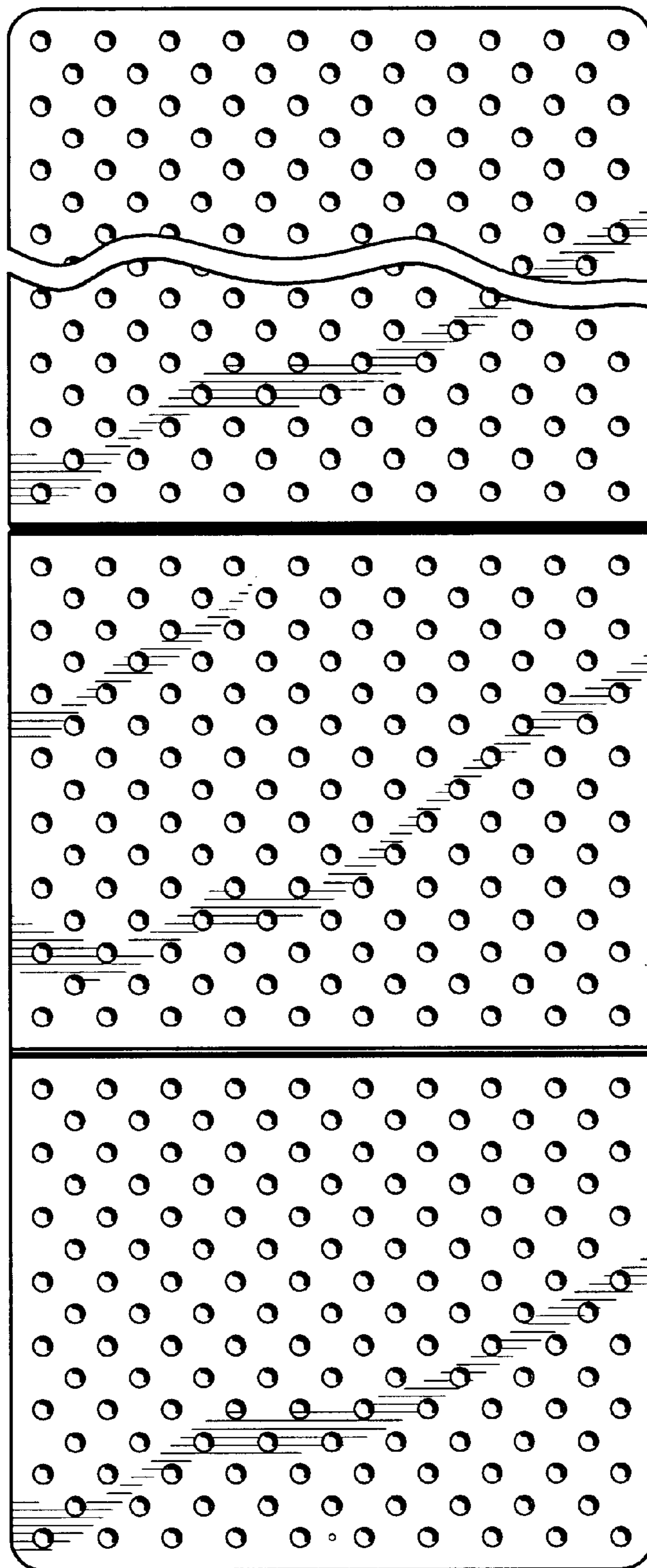


Fig. 7