



US00D475767S

(12) **United States Design Patent**
Yegyayan et al.

(10) **Patent No.:** **US D475,767 S**

(45) **Date of Patent:** **** Jun. 10, 2003**

(54) **HANDLE**

(75) **Inventors:** **Kenar Yegyayan, Anaheim, CA (US);**
Yos Singtoroj, Anaheim, CA (US)

(73) **Assignee:** **Newfrey LLC, Newark, DE (US)**

(**) **Term:** **14 Years**

(21) **Appl. No.:** **29/169,396**

(22) **Filed:** **Oct. 18, 2002**

(51) **LOC (7) Cl. 23-01**

(52) **U.S. Cl. D23/252**

(58) **Field of Search D23/238-243,**
D23/250-257; 4/675-678; 137/562, 801;
D8/300-310, 350, 354; 16/110.2, 121

(56) **References Cited**

U.S. PATENT DOCUMENTS

D235,099 S	5/1975	Doman
D293,601 S	1/1988	Hill et al.
D318,901 S	8/1991	Rodstein
D325,772 S	4/1992	Carr
D348,509 S	7/1994	Bollenbacher
D349,331 S	8/1994	Bollenbacher
D361,370 S	8/1995	Fabian
D377,516 S	1/1997	Doughty et al.
D378,230 S	2/1997	Doughty et al.

D384,133 S	9/1997	Doughty et al.
D384,401 S	9/1997	Doughty et al.
D389,898 S	1/1998	Delker et al.
D404,468 S	1/1999	Lord
D407,143 S	3/1999	Hyde et al.
6,345,643 B1	2/2002	Ko
D458,347 S	6/2002	Müllenmeister

Primary Examiner—Stella Reid

Assistant Examiner—Gregory Andoll

(74) *Attorney, Agent, or Firm*—Richard J. Veltman; John D. Del Ponti


(57) **CLAIM**

The ornamental design for a handle, as shown and described.

DESCRIPTION

FIG. 1 is a perspective view of the new design for a handle; FIG. 2 is a front elevational view of the new design for a handle, the rear elevational view being a mirror image; FIG. 3 is a right side elevational view of the new design for a handle; FIG. 4 is a left side elevational view of the new design for a handle; FIG. 5 is a top plan view of the new design for a handle; and, FIG. 6 is a bottom plan view of the new design for a handle. The broken lines in the Figures are for illustrative purposes only and form no part of the claimed design.

1 Claim, 6 Drawing Sheets






FIGURE 1

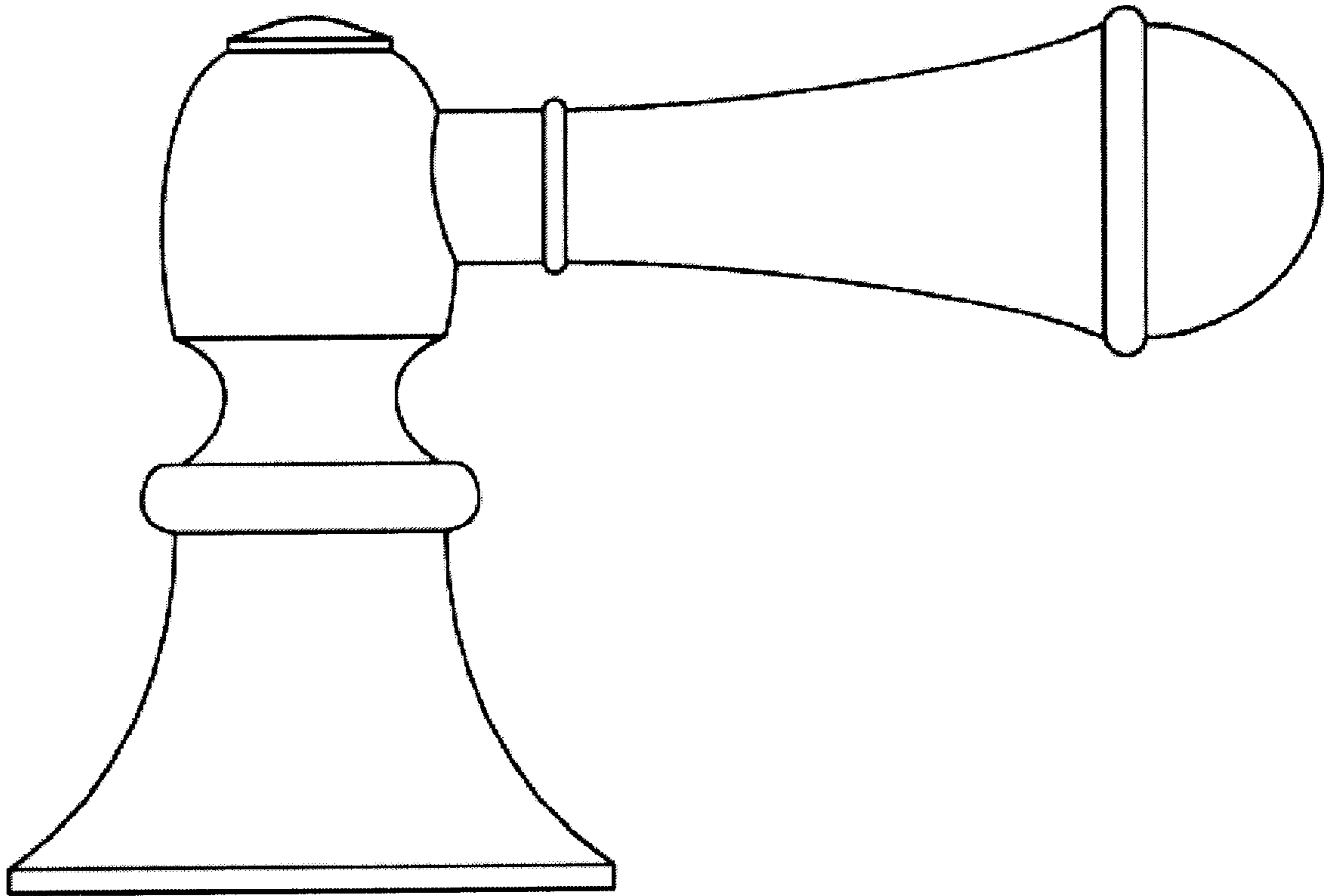


FIGURE 2




FIGURE 3

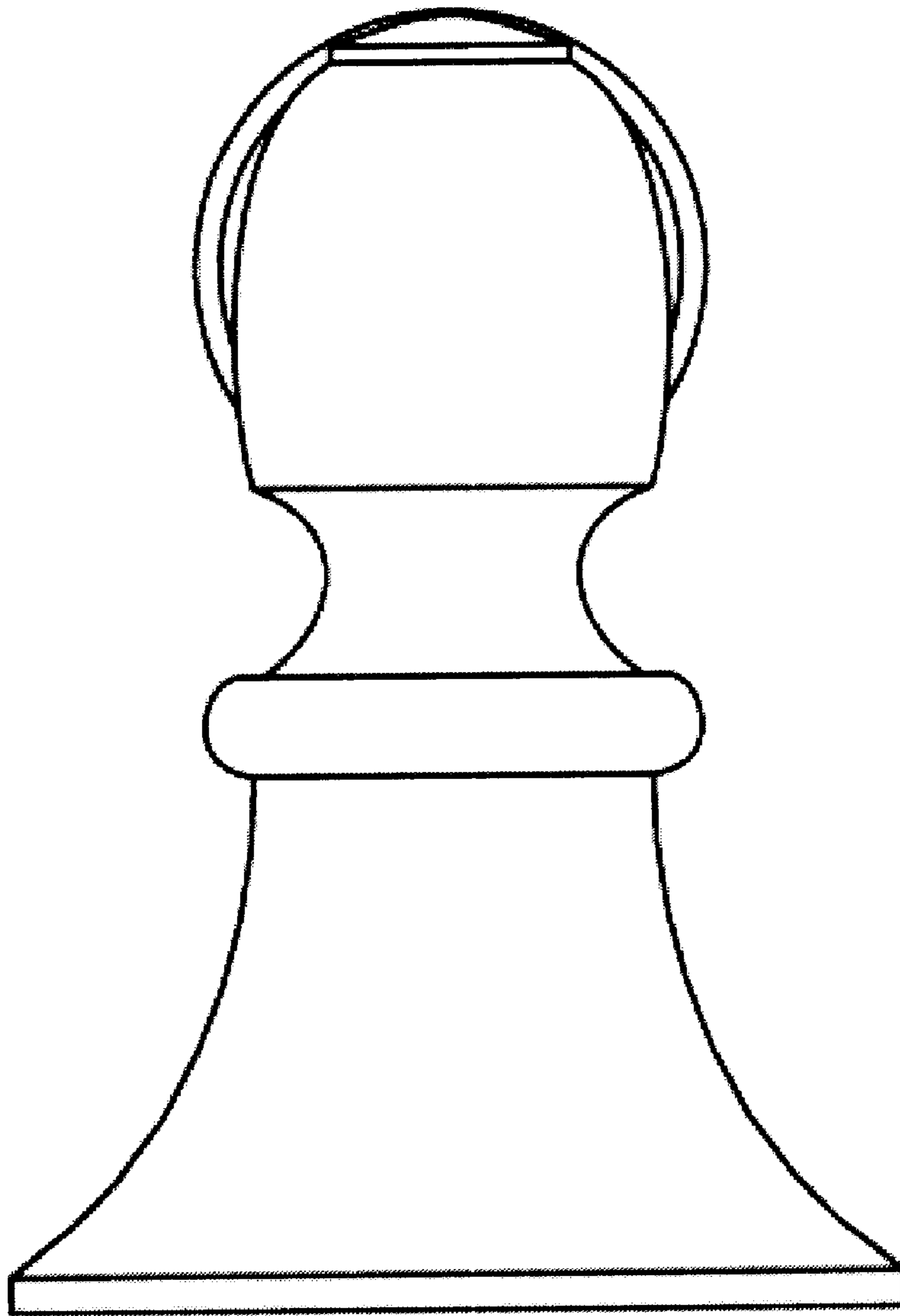


FIGURE 4

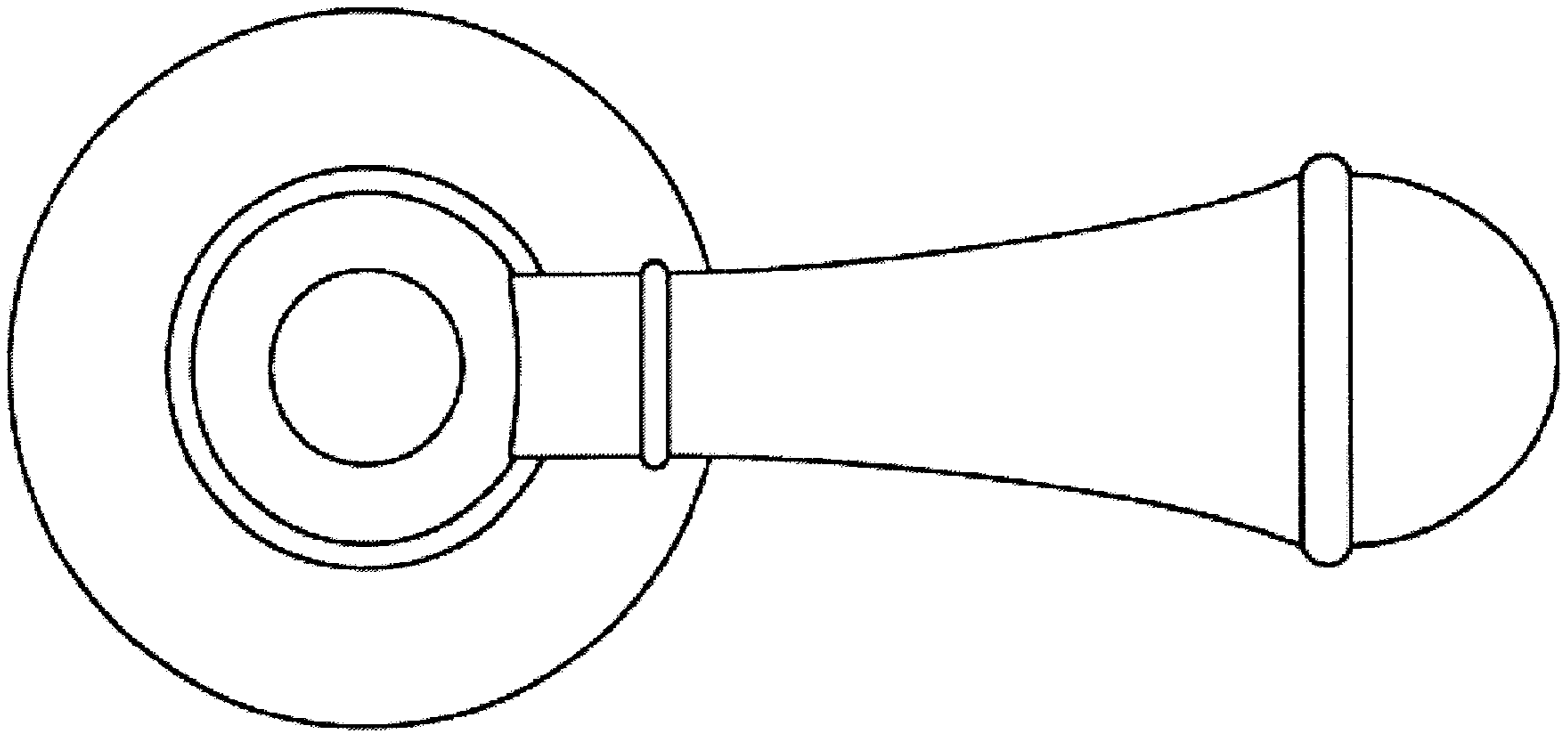


FIGURE 5

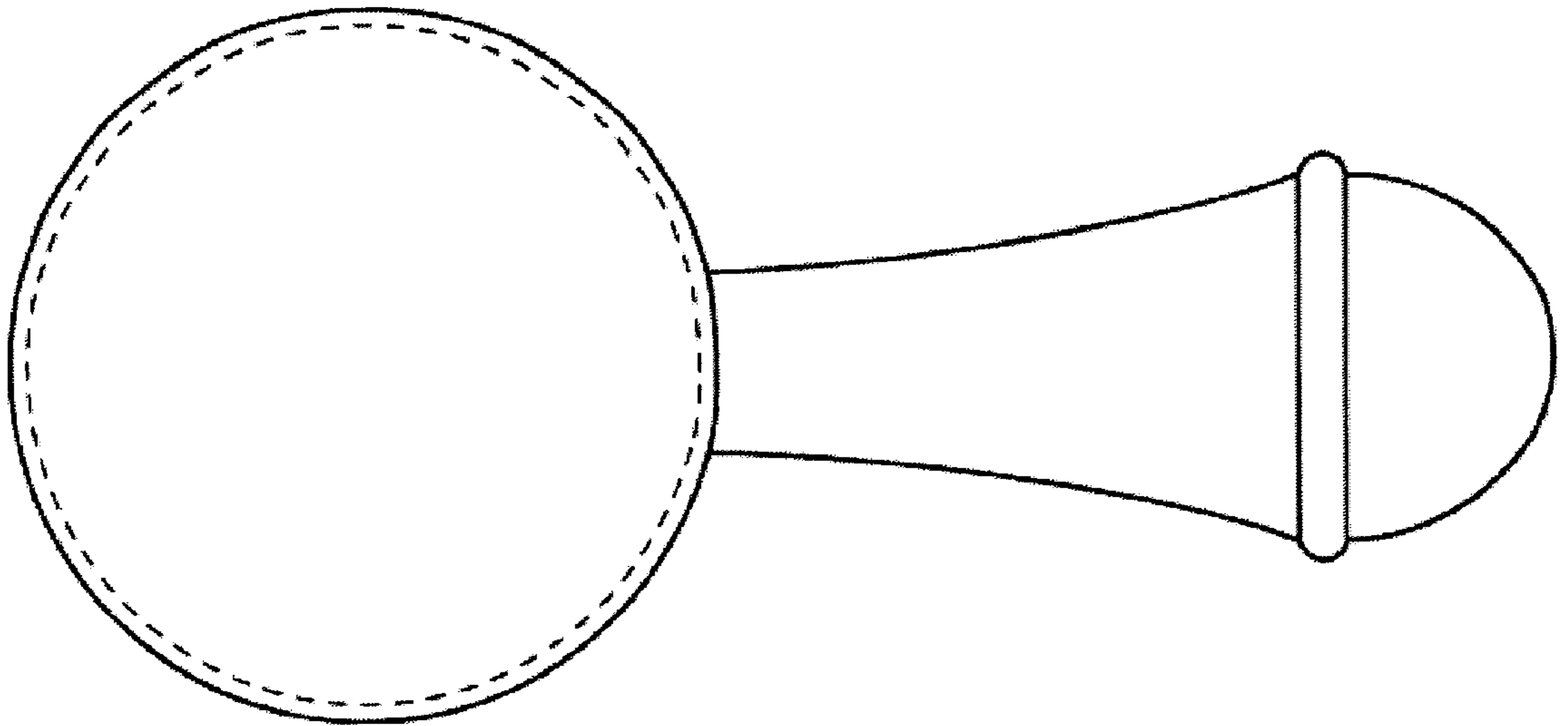


FIGURE 6