



US00D475766S

(12) **United States Design Patent**
Tolosa

(10) **Patent No.:** **US D475,766 S**

(45) **Date of Patent:** **** Jun. 10, 2003**

(54) **CROSS HANDLE**

(75) Inventor: **Alvin Tolosa**, Ventura, CA (US)

(73) Assignee: **Newfrey LLC**, Newark, DE (US)

(**) Term: **14 Years**

D405,509 S	2/1999	Doughty et al.	
D436,864 S	* 1/2001	Slater	D23/250
D438,601 S	3/2001	Caplow	
D455,197 S	* 4/2002	Caplow	D23/250
D458,344 S	* 6/2002	Mullenmeister	D23/250
D460,806 S	* 7/2002	Singtoroj	D23/250
D468,405 S	* 1/2003	McKeone	D23/249

* cited by examiner

(21) Appl. No.: **29/153,037**

(22) Filed: **Dec. 20, 2001**

(51) **LOC (7) Cl.** **23-01**

(52) **U.S. Cl.** **D23/250; D23/252**

(58) **Field of Search** D23/238-243,
D23/245, 250-257; D8/300-322, 350-353,
DIG. 3; 16/110.1; 4/675-678; 137/801

Primary Examiner—Louis S. Zarfaz
Assistant Examiner—Gregory Andoll
(74) *Attorney, Agent, or Firm*—Richard J. Veltman; John D. Del Ponti

(57) **CLAIM**

The ornamental design for a cross handle, as shown and described.

(56) **References Cited**


U.S. PATENT DOCUMENTS

D68,228 S	9/1925	Wolff
D76,903 S	11/1928	Smith
D76,904 S	11/1928	Smith
D76,995 S	11/1928	Fraser
D77,373 S	1/1929	Smith
D78,614 S	5/1929	Brown
1,721,586 A	7/1929	Brown
2,290,249 A	7/1942	Piperoux
D140,692 S	3/1945	Judell
4,998,321 A	3/1991	Gaffney et al.
D324,726 S	3/1992	Bonnell
D405,163 S	2/1999	Doughty et al.

DESCRIPTION

FIG. 1 is a perspective view of the new design for a cross handle;
FIG. 2 is a front elevational view of the new design for a cross handle, the right side, left side and rear elevational views being mirror images;
FIG. 3 is a top plan view of the new design for a cross handle; and,
FIG. 4 is a bottom plan view of the new design for a cross handle.

1 Claim, 4 Drawing Sheets






FIG. 1




FIG. 2




FIG. 3

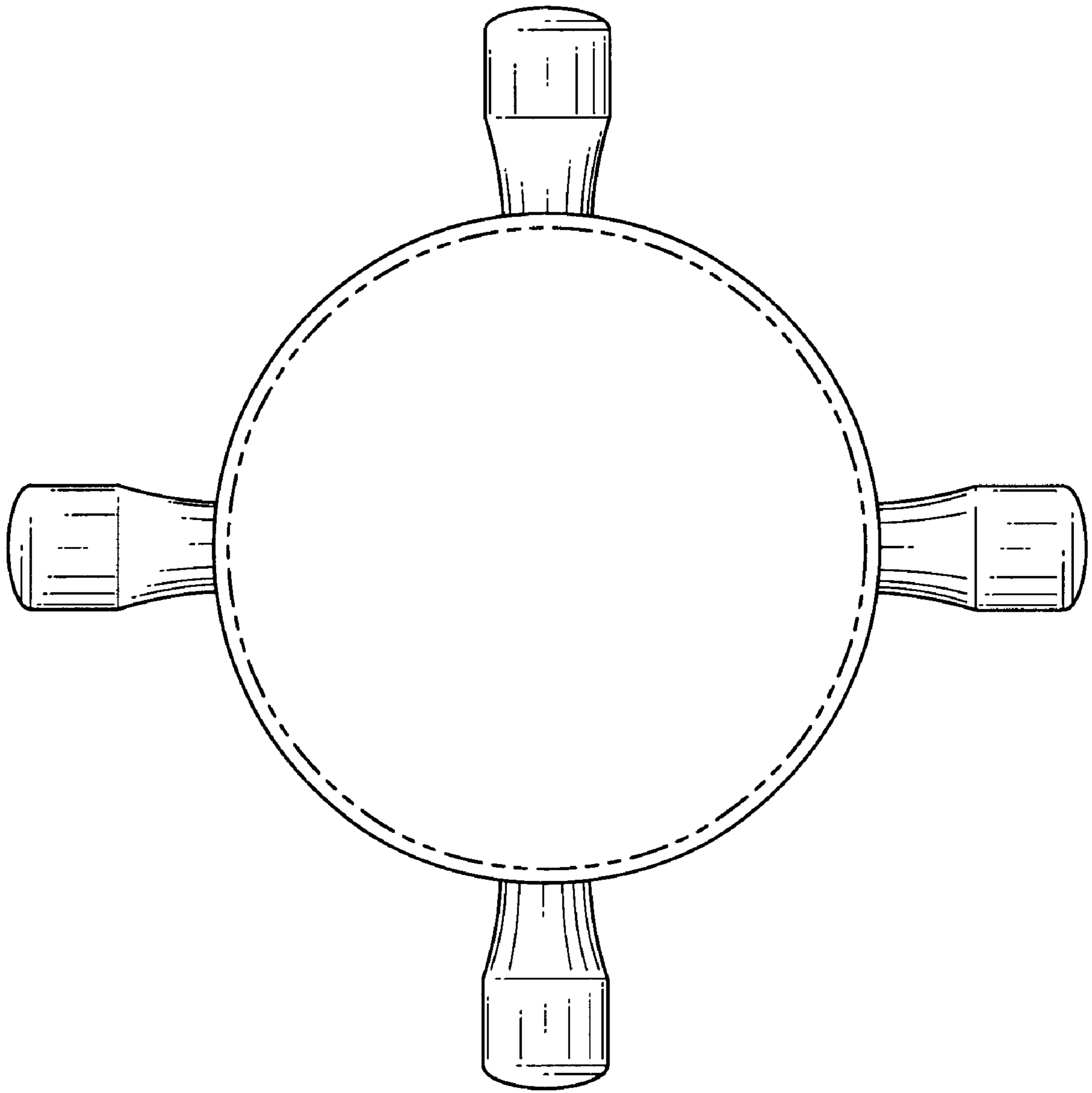


FIG. 4