



US00D475750S

(12) **United States Design Patent**  
**Kolls et al.**

(10) **Patent No.:** **US D475,750 S**

(45) **Date of Patent:** **\*\* Jun. 10, 2003**

(54) **PAPER GUIDE FOR A POINT OF SALE  
TERMINAL**

(75) Inventors: **H. Brock Kolls**, Pottstown, PA (US);  
**Stephen Luce**, Media, PA (US); **Barry  
J. Patrizzi**, Cherry Hill, NJ (US)

(73) Assignee: **USA Technologies, Inc.**, Wayne, PA  
(US)

(\*\*) Term: **14 Years**

(21) Appl. No.: **29/147,766**

(22) Filed: **Sep. 5, 2001**

(51) **LOC (7) Cl.** ..... **20-01**

(52) **U.S. Cl.** ..... **D20/8**; D18/12

(58) **Field of Search** ..... D18/4.1-4.6, 12;  
226/12, 91; 235/379, 380, 449; 242/417.3,  
538.1, 563, 563.2; 400/73, 82, 88, 578,  
613, 621; D20/8, 9; D99/34; 194/205, 206,  
344, 350; 221/92, 96, 97; 700/244

(56) **References Cited**

**U.S. PATENT DOCUMENTS**

D288,377 S	*	2/1987	Kobayashi et al.	.....	D20/9
4,700,906 A	*	10/1987	Lapadakis	.....	242/538.1
5,318,164 A	*	6/1994	Barnes et al.	.....	194/200
5,377,805 A	*	1/1995	Ono et al.	.....	194/206
D359,765 S	*	6/1995	Izawa	.....	D20/9
5,462,150 A	*	10/1995	Chang	.....	194/206
5,635,696 A	*	6/1997	Dabrowski	.....	235/449
5,791,449 A	*	8/1998	Deaville et al.	.....	194/348
5,820,068 A	*	10/1998	Hosomi et al.	.....	242/563
D404,075 S	*	1/1999	Hatamachi et al.	.....	D20/8
5,887,999 A	*	3/1999	Smith et al.	.....	400/621

5,893,667 A	*	4/1999	Kinney et al.	.....	400/73
5,969,319 A	*	10/1999	Wallner	.....	235/380
6,030,133 A	*	2/2000	Endo	.....	400/82
6,059,160 A	*	5/2000	Longrod	.....	226/12
6,082,616 A	*	7/2000	Lewis et al.	.....	235/379
6,089,450 A	*	7/2000	Koeple	.....	235/379
D441,797 S	*	5/2001	Irie	.....	D20/9
6,283,268 B1	*	9/2001	Fletcher et al.	.....	194/344
D450,907 S	*	11/2001	Chou	.....	D99/34
6,367,731 B1	*	4/2002	Takizawa et al.	.....	242/417.3

\* cited by examiner

*Primary Examiner*—Caron D. Veynar

(74) *Attorney, Agent, or Firm*—H. Brock Kolls

(57) **CLAIM**

The ornamental design for a paper guide for a point of sale terminal, as shown and described.

**DESCRIPTION**

FIG. 1 is a left side perspective view of the paper guide for a point of sale terminal;

FIG. 2 is a top side plan view of the paper guide for a point of sale terminal;

FIG. 3 is a front side plan view of the paper guide for a point of sale terminal;

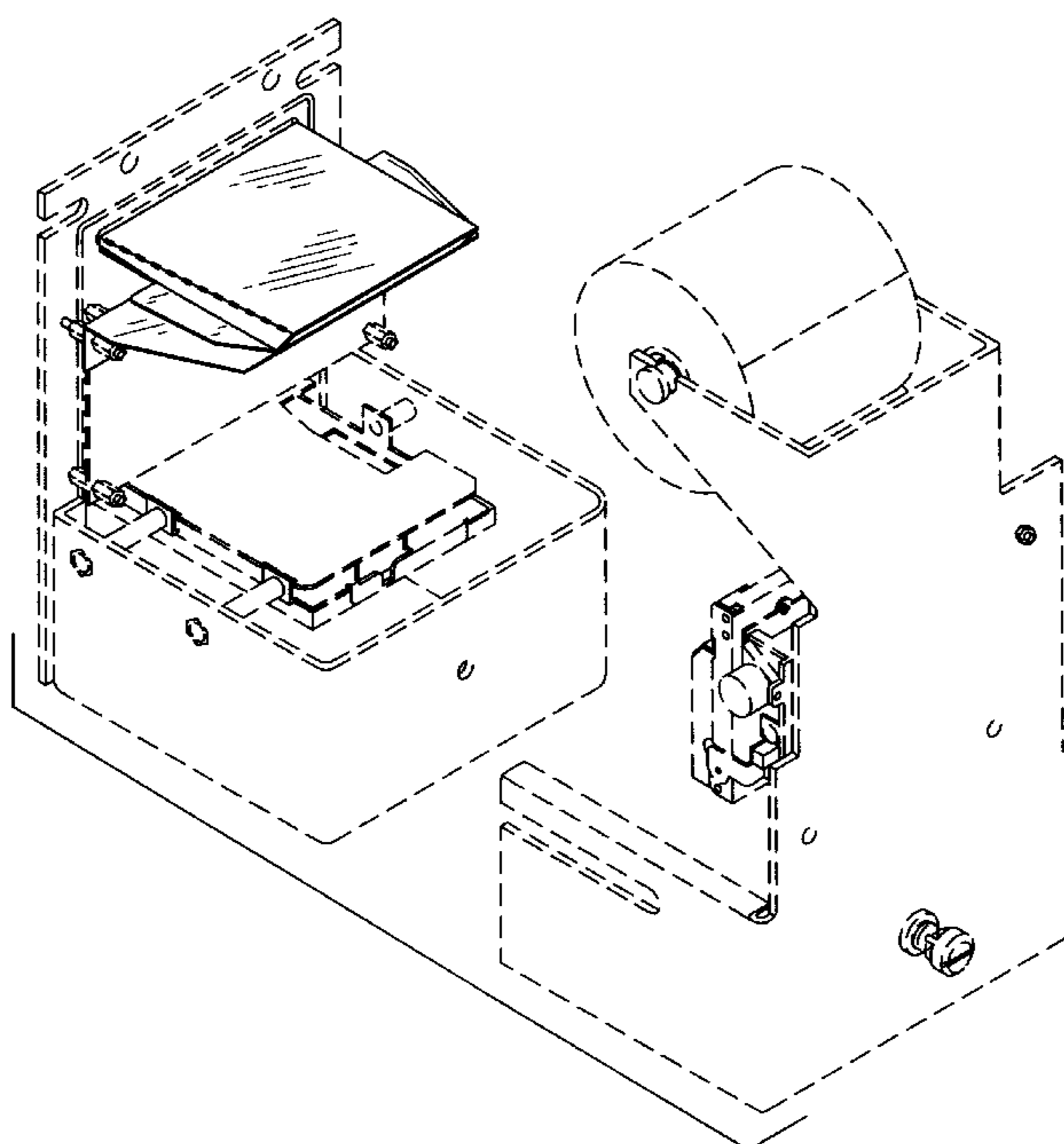
FIG. 4 is a bottom side plan view of the paper guide for a point of sale terminal;

FIG. 5 is a left side plan view of the paper guide for a point of sale terminal; and,

FIG. 6 is a rear side plan view of the paper guide for a point of sale terminal.

The broken lines shown in FIG. 1 are for illustrative purposes only and form no part of the claimed design.

**1 Claim, 3 Drawing Sheets**



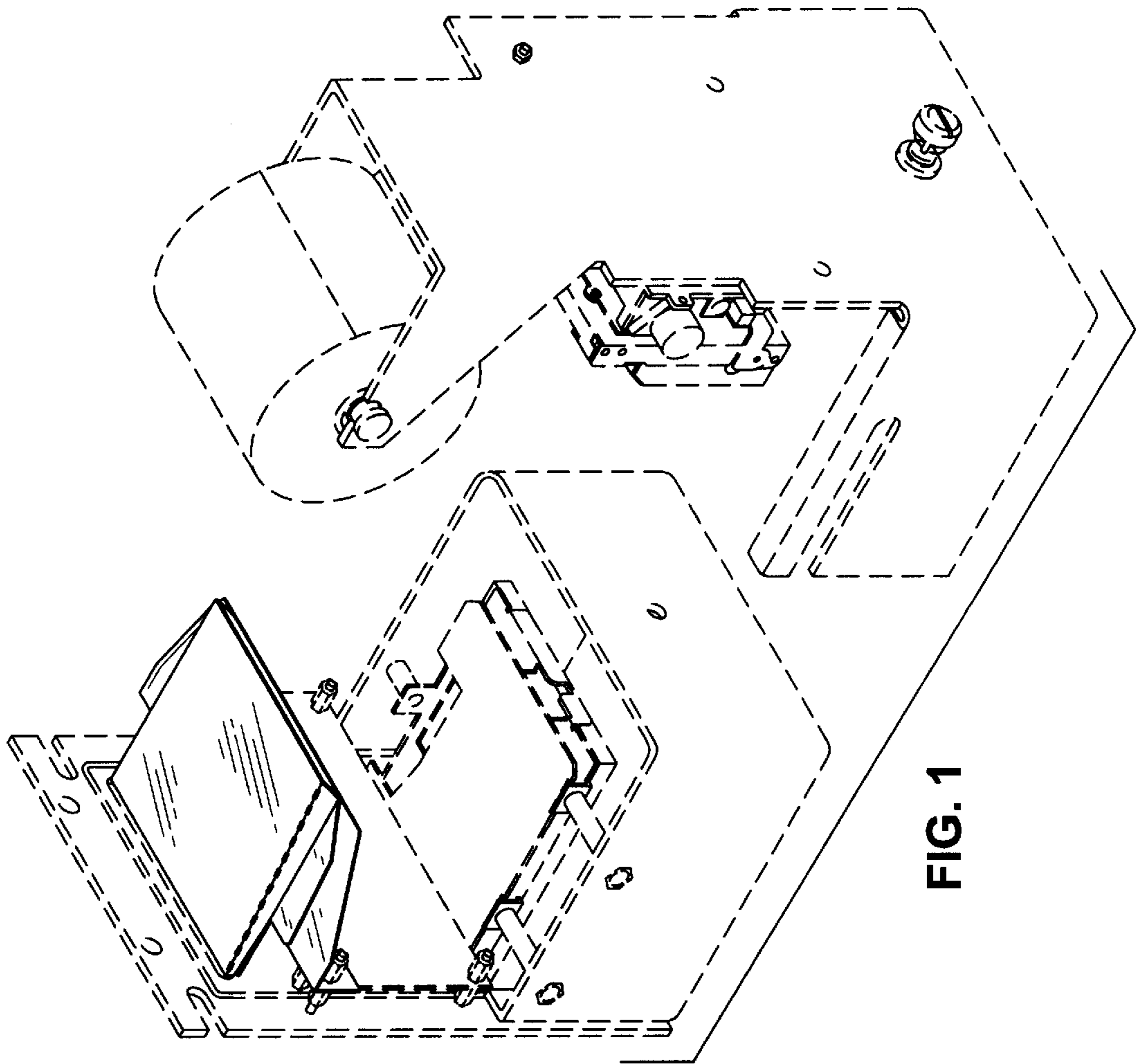


FIG. 1

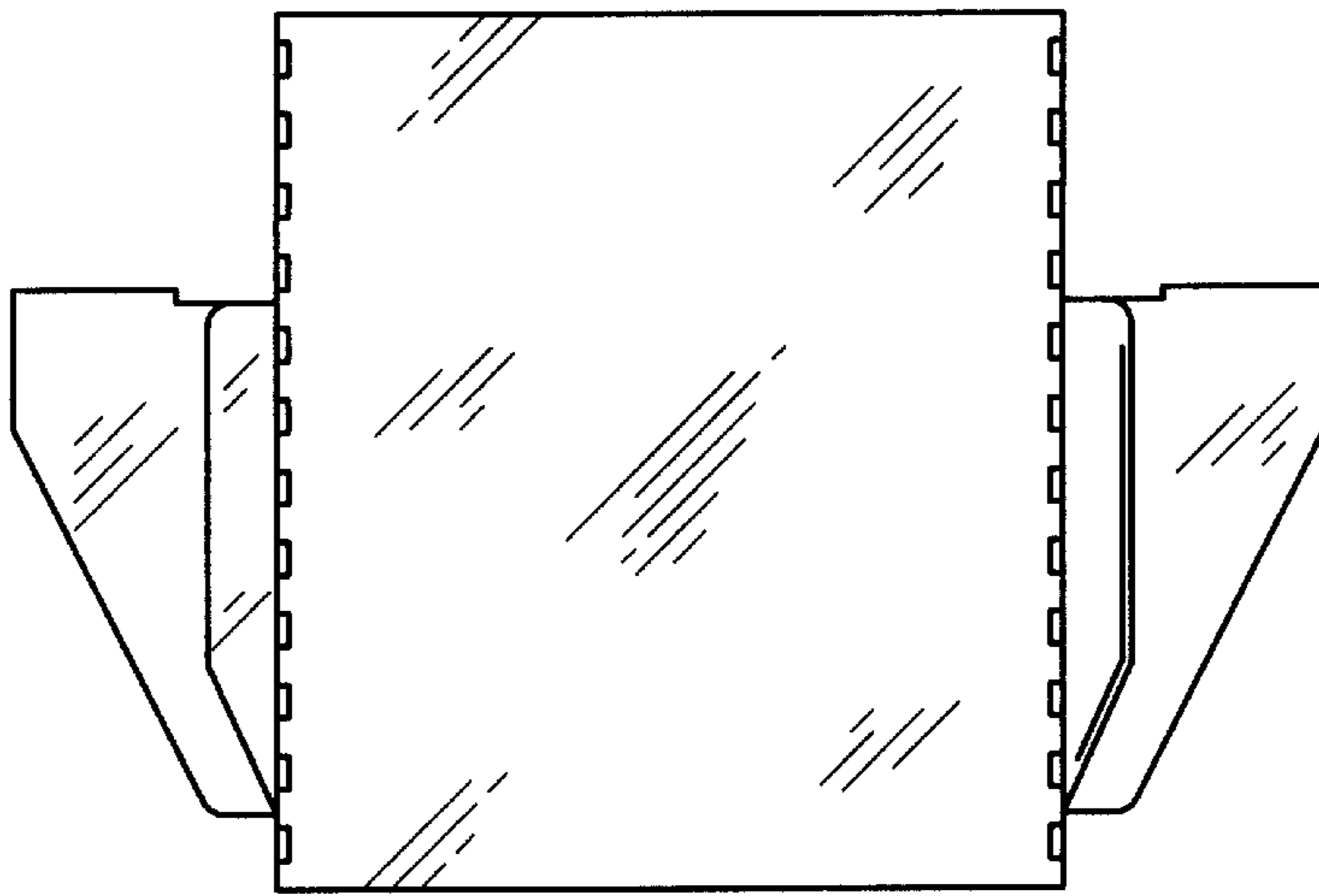


FIG. 2




FIG. 3




FIG. 4

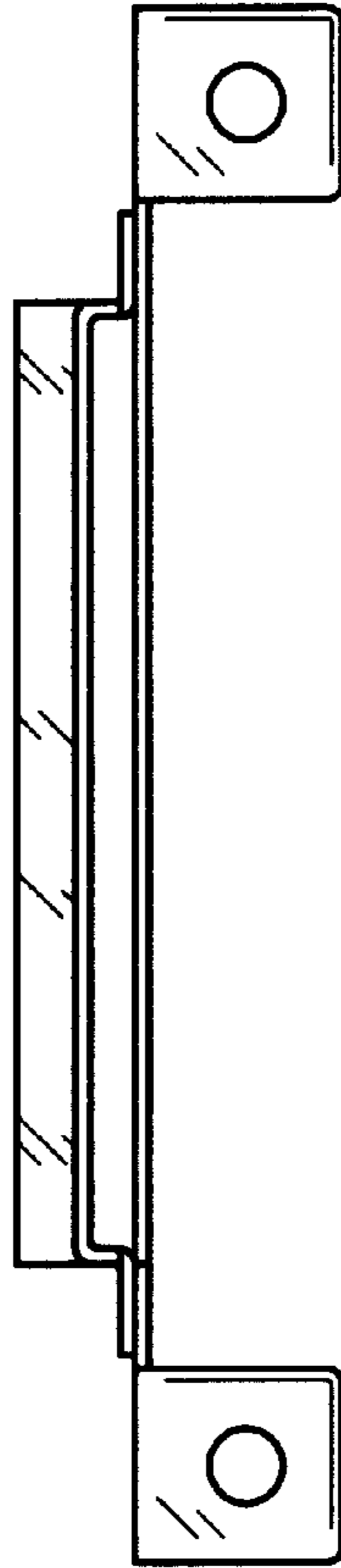


FIG. 6

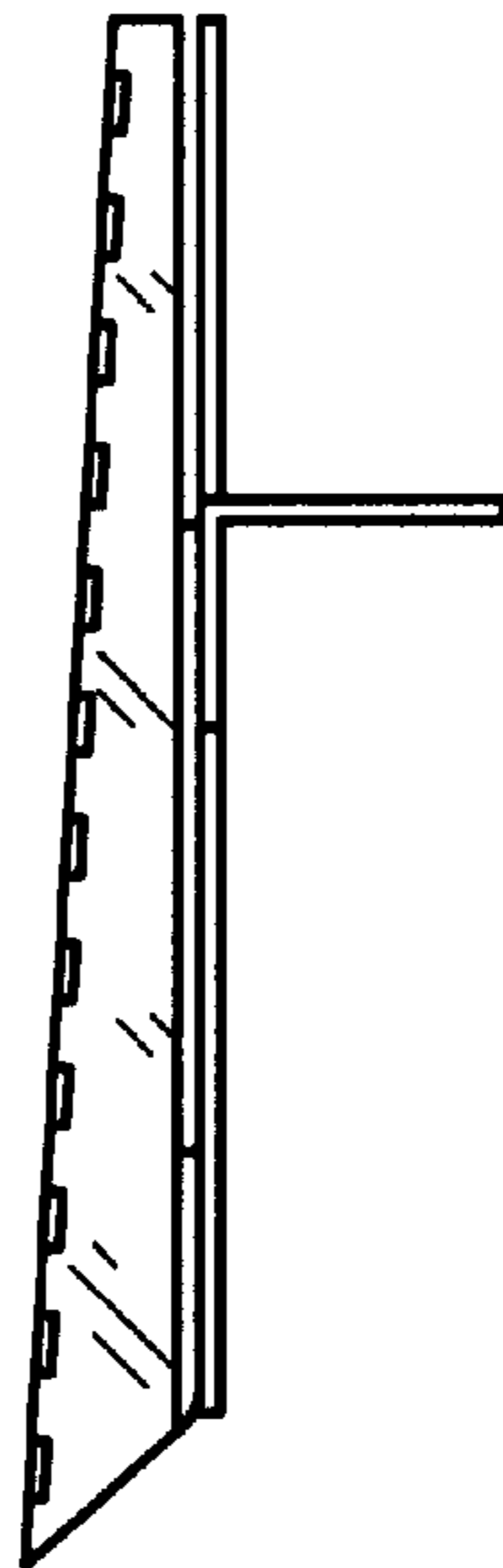


FIG. 5