



US00D475748S

(12) **United States Design Patent**  
**Shamoon**

(10) **Patent No.:** **US D475,748 S**

(45) **Date of Patent:** **\*\* Jun. 10, 2003**

(54) **CLIPCASE**

(76) **Inventor:** **Ellis N. Shamoon**, 2833 Park Bridge Ct., Dallas, TX (US) 75219

(\*\*) **Term:** **14 Years**

(21) **Appl. No.:** **29/165,719**

(22) **Filed:** **Aug. 14, 2002**

(51) **LOC (7) Cl.** ..... **19-02**

(52) **U.S. Cl.** ..... **D19/88; D19/78**

(58) **Field of Search** ..... D19/36, 52, 65,  
D19/75, 78, 86, 88, 90, 91, 99, 100; 248/441.1,  
442.2, 451, 452; 206/214, 224, 371; 40/371-379;  
312/231

(56) **References Cited**

**U.S. PATENT DOCUMENTS**

3,977,744 A	*	8/1976	DeWitt	.....	312/231
D255,251 S	*	6/1980	Hansen et al.	.....	D19/88
D261,903 S	*	11/1981	Mulder	.....	D19/88
4,645,163 A	*	2/1987	Zovar	.....	248/452
D298,955 S	*	12/1988	Zovar	.....	D19/88

D313,819 S	*	1/1991	Craft, Jr. et al.	.....	D19/88
D324,399 S	*	3/1992	Murphy	.....	D19/88
D379,477 S	*	5/1997	Shamoon	.....	D19/88
D398,650 S	*	9/1998	Shamoon	.....	D19/88
D428,927 S	*	8/2000	Chang	.....	D19/88

\* cited by examiner

*Primary Examiner*—Martie K. Holtje

(74) *Attorney, Agent, or Firm*—Daniel V. Thompson

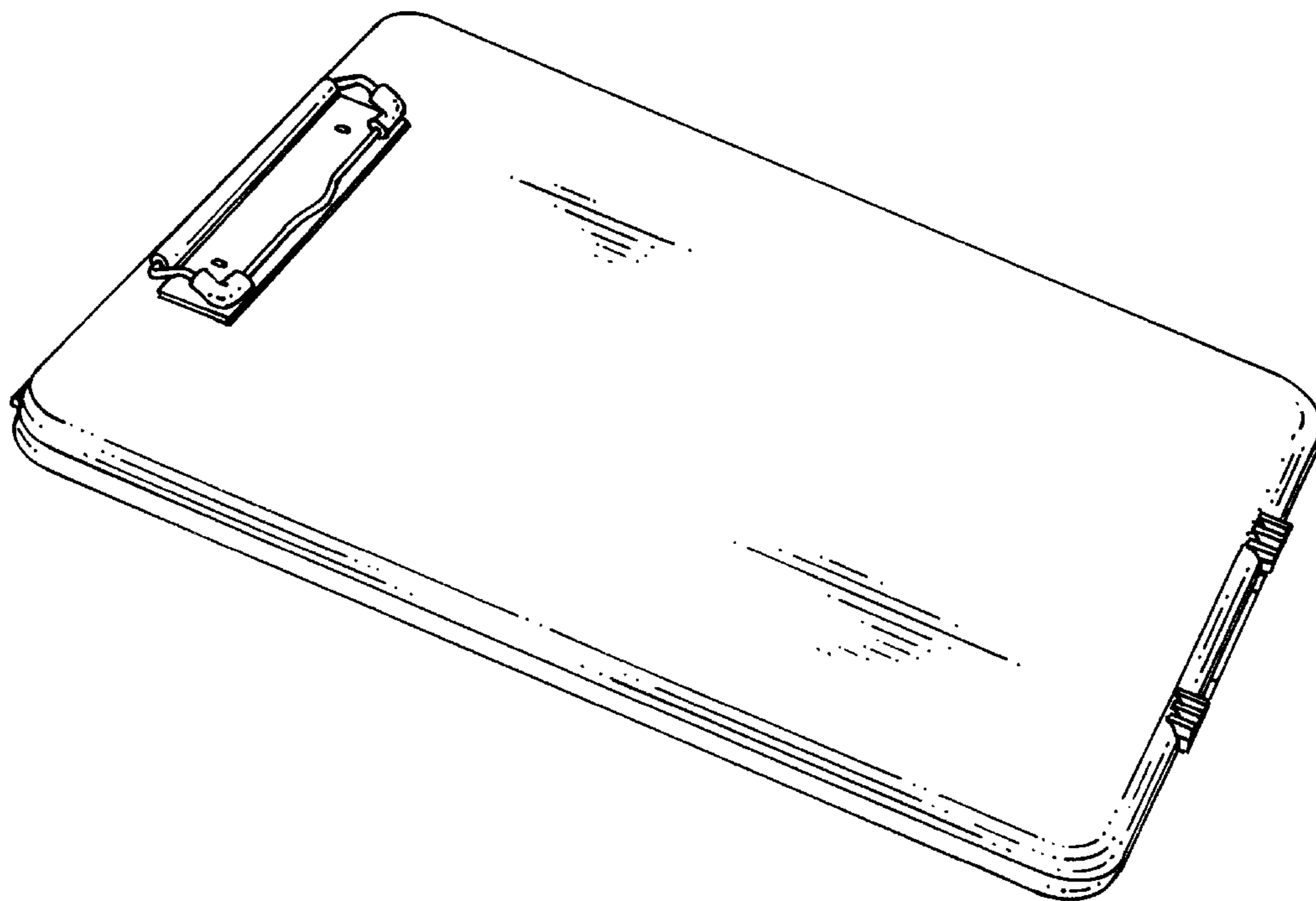
(57) **CLAIM**

The ornamental design for a “clipcase”, as shown and described.

**DESCRIPTION**

FIG. 1 is a perspective view;  
 FIG. 2 is a front view;  
 FIG. 3 is a rear view;  
 FIG. 4 is a side view;  
 FIG. 5 is a side view similar to FIG. 4 except rotated 180 degrees.  
 FIG. 6 is a top view; and,  
 FIG. 7 is a bottom view.

**1 Claim, 5 Drawing Sheets**



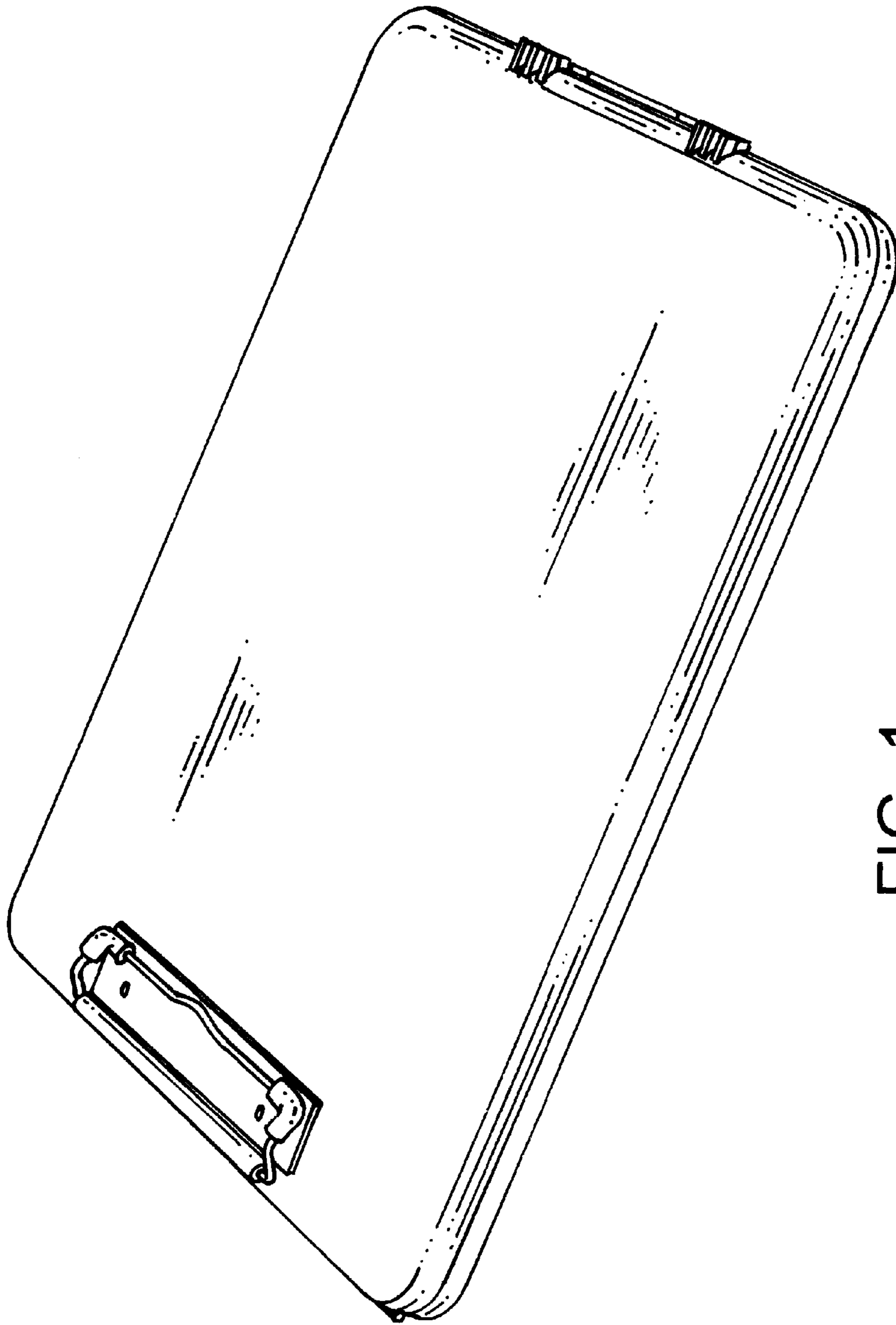


FIG. 1

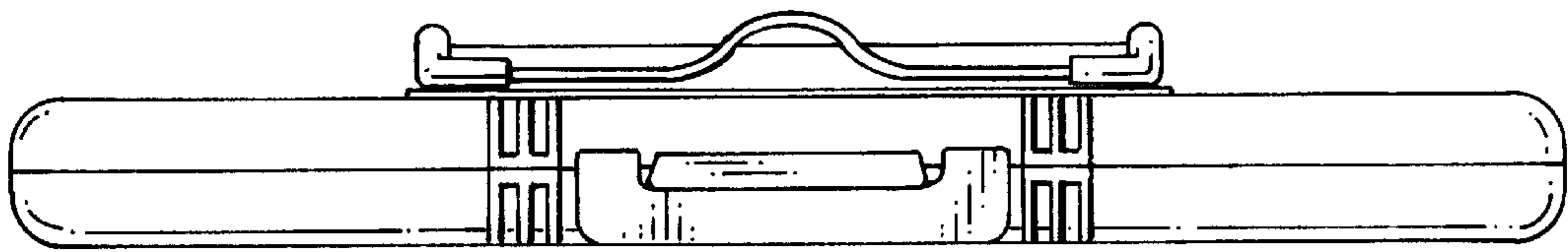


FIG. 2




FIG. 3




FIG. 4

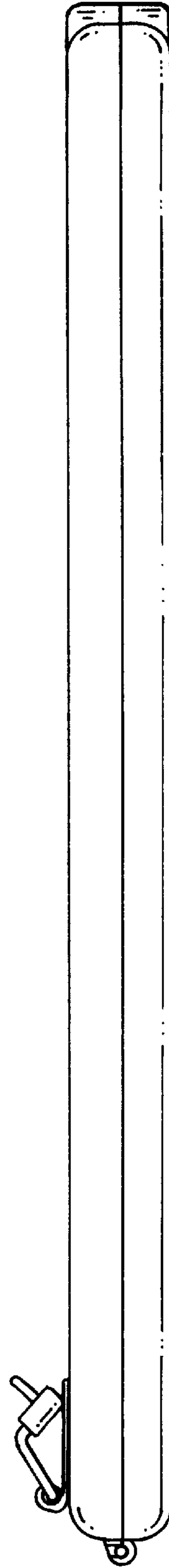


FIG. 5




FIG. 6




FIG. 7