



US00D475737S

(12) **United States Design Patent**  
**Nissim**

(10) **Patent No.:** **US D475,737 S**

(45) **Date of Patent:** **\*\* Jun. 10, 2003**

(54) **RIBBON CARTRIDGE**

D354,978 S \* 1/1995 Yoshida et al. .... D18/12

(75) Inventor: **Yosi Nissim**, West Hills, CA (US)

\* cited by examiner

(73) Assignee: **Y. Nissim, Inc.**, Chatsworth, CA (US)

*Primary Examiner*—Caron D. Veynar

(\*\*) Term: **14 Years**

(74) *Attorney, Agent, or Firm*—Thomas I. Rozsa; Tony D. Chen

(21) Appl. No.: **29/169,428**

(57) **CLAIM**

(22) Filed: **Oct. 17, 2002**

The ornamental design for a ribbon cartridge, as shown and described.

(51) **LOC (7) Cl.** ..... **18-01**

**DESCRIPTION**

(52) **U.S. Cl.** ..... **D18/12**

(58) **Field of Search** ..... D18/12, 40; D14/432,  
D14/435, 474-479; 400/207, 208, 693,  
693.1, 247

FIG. 1 is a front, bottom, side perspective view of a ribbon cartridge, showing my new design;

FIG. 2 is a front elevational view of a ribbon cartridge, showing my new design;

FIG. 3 is a rear elevational view of a ribbon cartridge, showing my new design;

FIG. 4 is a bottom plan view of a ribbon cartridge, showing my new design;

FIG. 5 is a right side elevational view of a ribbon cartridge, showing my new design;

FIG. 6 is a top plan view of a ribbon cartridge, showing my new design; and,

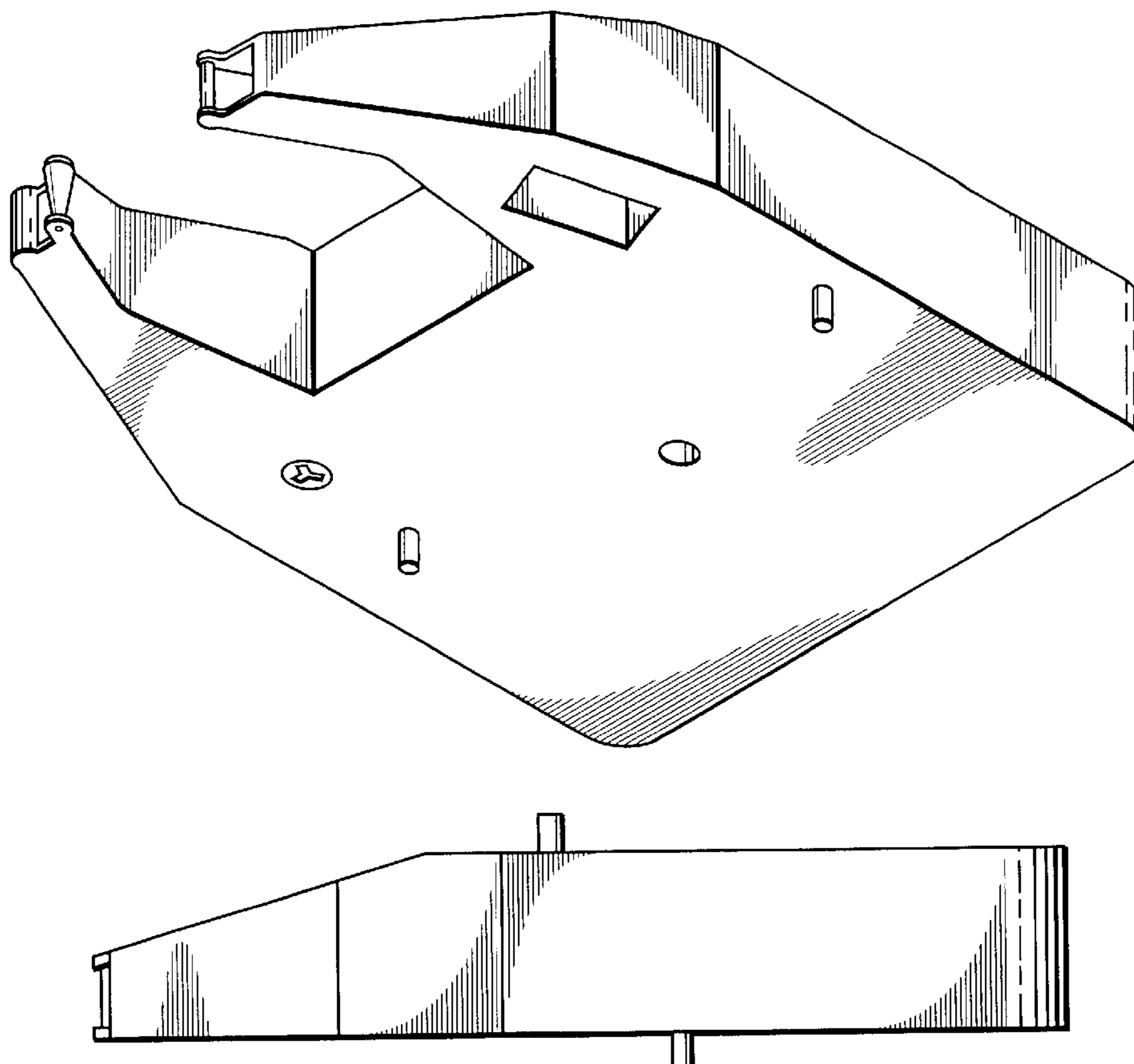
FIG. 7 is a left side elevational view of a ribbon cartridge, showing my new design.

(56) **References Cited**

**U.S. PATENT DOCUMENTS**

D259,884 S	*	7/1981	Havey et al.	.....	D18/12
4,352,578 A	*	10/1982	Dunning et al.	.....	400/208
D281,258 S	*	11/1985	Schiffmacher	.....	D18/12
D281,330 S	*	11/1985	Kando	.....	D18/12
D290,715 S	*	7/1987	Omino et al.	.....	D18/12
D302,828 S	*	8/1989	Endo et al.	.....	D18/12
D304,955 S	*	12/1989	Tsukada	.....	D18/12
4,986,678 A	*	1/1991	Hwang	.....	400/208
5,249,874 A	*	10/1993	Daggs	.....	400/208

**1 Claim, 3 Drawing Sheets**



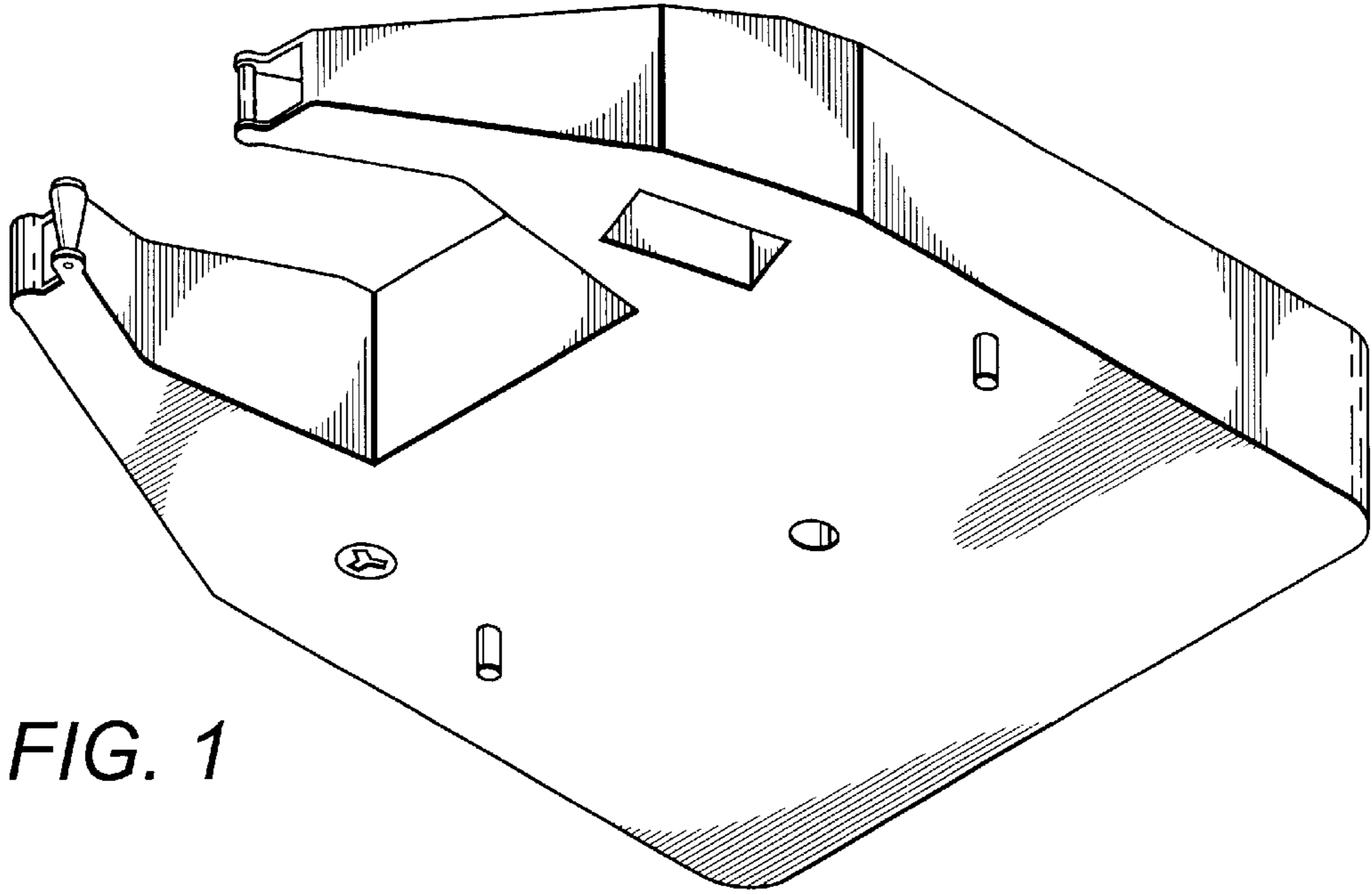


FIG. 2





FIG. 3



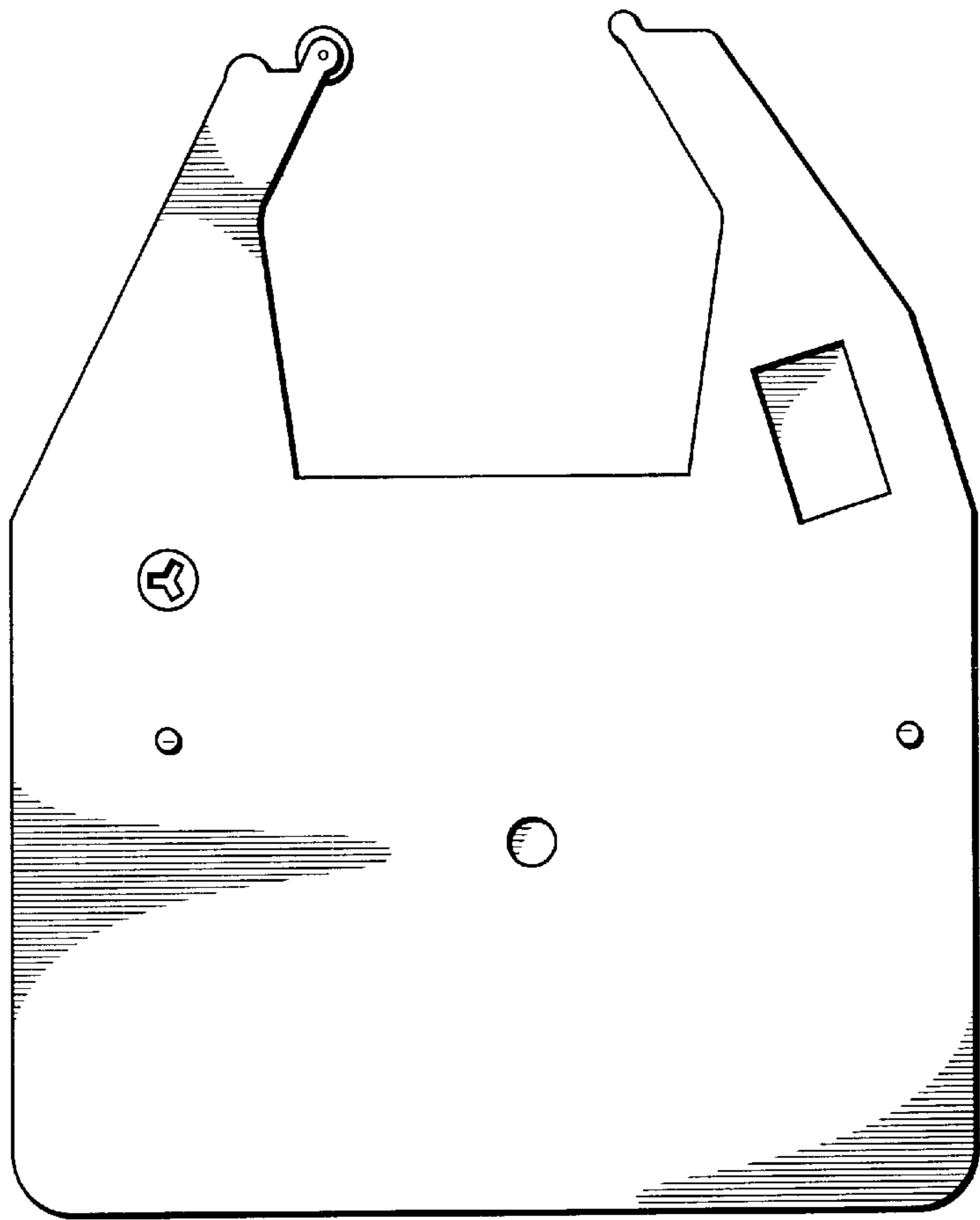
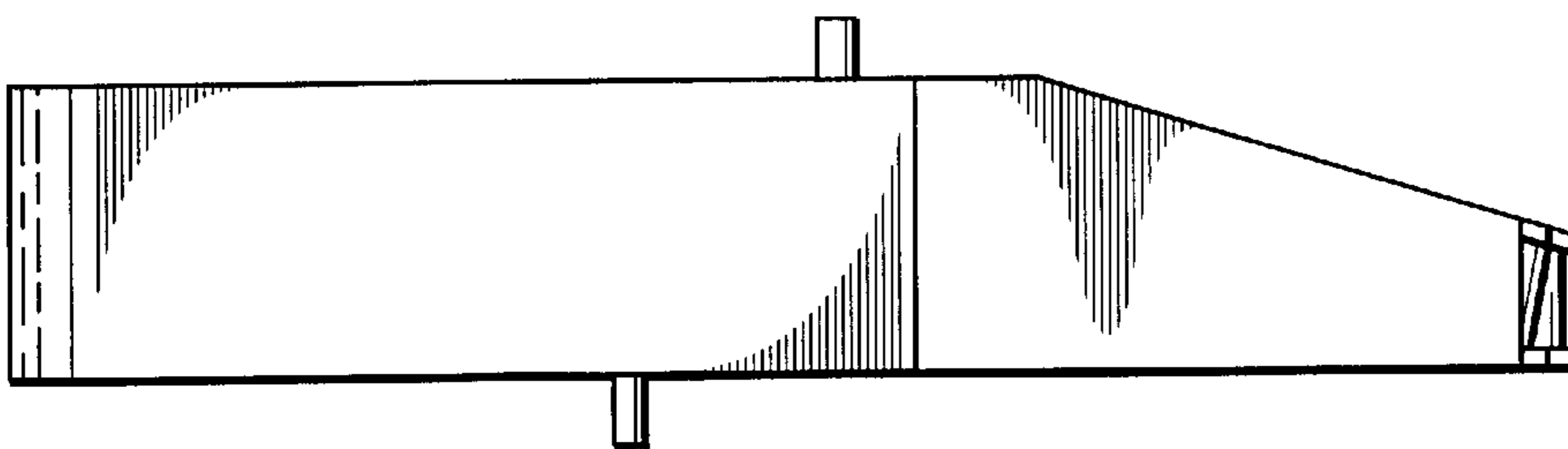


FIG. 4

FIG. 5



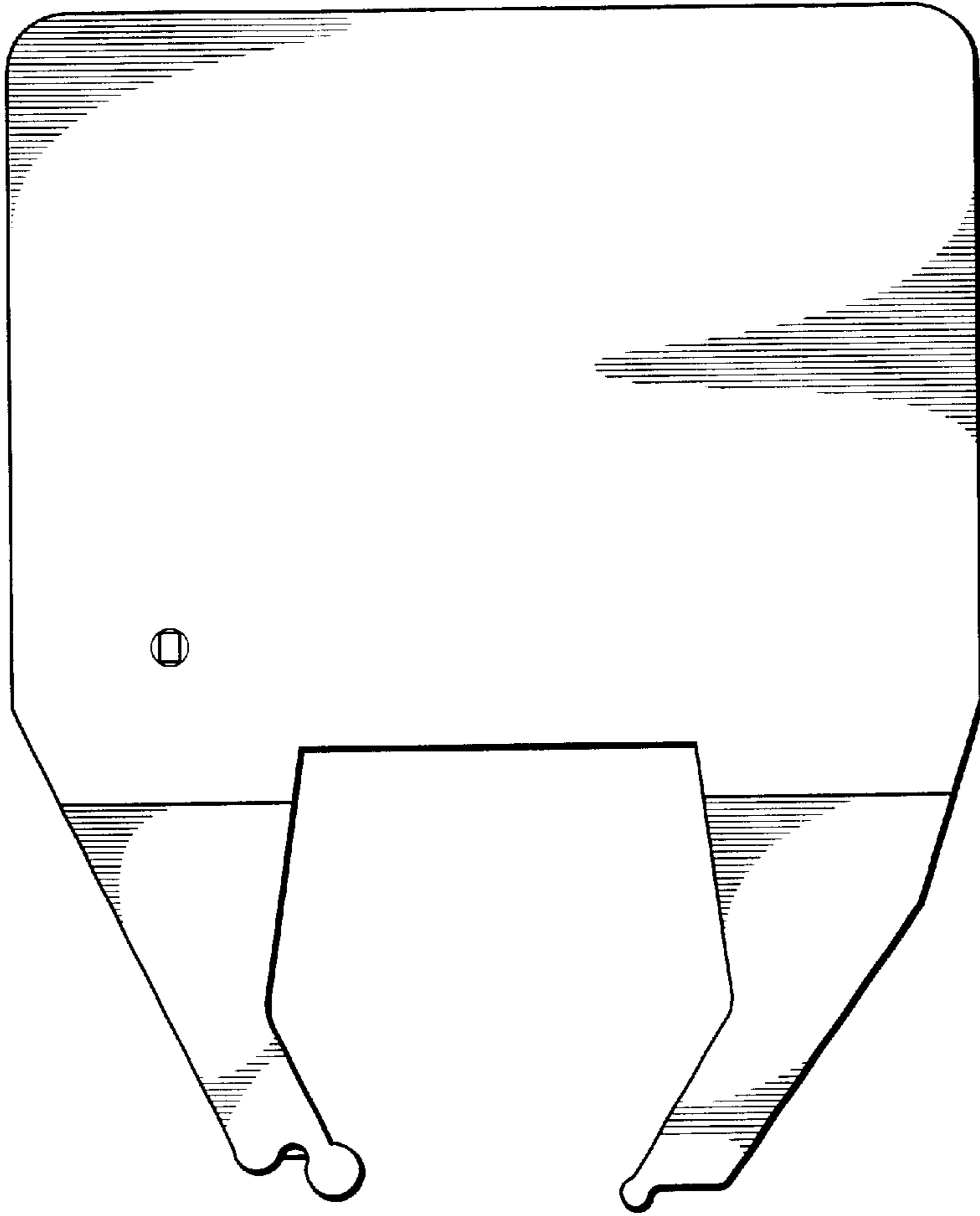


FIG. 6

FIG. 7

