



US00D475734S

(12) **United States Design Patent**
Jordan

(10) **Patent No.:** **US D475,734 S**

(45) **Date of Patent:** **** Jun. 10, 2003**

(54) **STRINGED INSTRUMENT BODY**

(76) Inventor: **Joel Jordan**, 5808 Morning Forest Dr.,
Raleigh, NC (US) 27609

(**) Term: **14 Years**

(21) Appl. No.: **29/162,762**

(22) Filed: **Jun. 20, 2002**

(51) **LOC (7) Cl.** **17-03**

(52) **U.S. Cl.** **D17/20; D17/14**

(58) **Field of Search** **D17/14, 19, 20,**
D17/21, 99; 84/267, 290-291, 298

(56) **References Cited**

U.S. PATENT DOCUMENTS

568,108 A	*	9/1896	Brown	84/263
D43,684 S	*	3/1913	Weymann	D17/19
D224,566 S	*	8/1972	Pelensky	D17/14
D277,291 S	*	1/1985	Deal	D17/14
D371,155 S	*	6/1996	Hudnall	D17/19
D371,800 S		7/1996	Abel	
D372,041 S		7/1996	Reizenstein	
D372,491 S		8/1996	DeCola	
D373,135 S		8/1996	Tejera	
D374,681 S		10/1996	Gould	
D375,113 S		10/1996	D'Arby	
D375,114 S		10/1996	Excellente	
D378,596 S		3/1997	Jarowsky	
D384,093 S		9/1997	Oshima	
D384,689 S	*	10/1997	Najarian	D17/19
D384,690 S		10/1997	Litarowich	
D386,201 S		11/1997	Lindert	
D387,372 S		12/1997	Lindert	
D390,250 S		2/1998	McGuire	
D391,599 S		3/1998	Lindert	
D392,310 S		3/1998	McGuire	
D400,563 S		11/1998	Jones	
D405,459 S		2/1999	Riboloff et al.	
D407,102 S		3/1999	Iapaolo	
D407,430 S		3/1999	Rosenberg et al.	
D407,739 S		4/1999	Park	
D409,646 S		5/1999	DiPinto	

D409,647 S	5/1999	Dipinto
D410,670 S	6/1999	Medley
D410,943 S	6/1999	Alvarado
D411,566 S	6/1999	Dipinto
D414,506 S	9/1999	Pyle
D416,279 S	11/1999	Herbold
D417,690 S	12/1999	Sobkowiak
D417,691 S	12/1999	Standish
D418,859 S	1/2000	Herbold
D420,694 S	2/2000	Rose
D420,695 S	2/2000	Petrounov
D422,015 S	3/2000	Steinberg et al.
D428,043 S	7/2000	Pyle
D431,589 S	10/2000	Steinberg et al.
D437,875 S	2/2001	Ridinger
D438,234 S	2/2001	Ridinger
D441,391 S	5/2001	Cronos et al.
D442,208 S	5/2001	Shafer
D444,166 S	6/2001	Kammerer
D445,444 S	7/2001	Wilson
D450,079 S	11/2001	Barde et al.
6,329,581 B1	* 12/2001	Negin 84/293

* cited by examiner

Primary Examiner—Ruth McInroy
(74) *Attorney, Agent, or Firm*—Coats & Bennett, P.L.L.C.

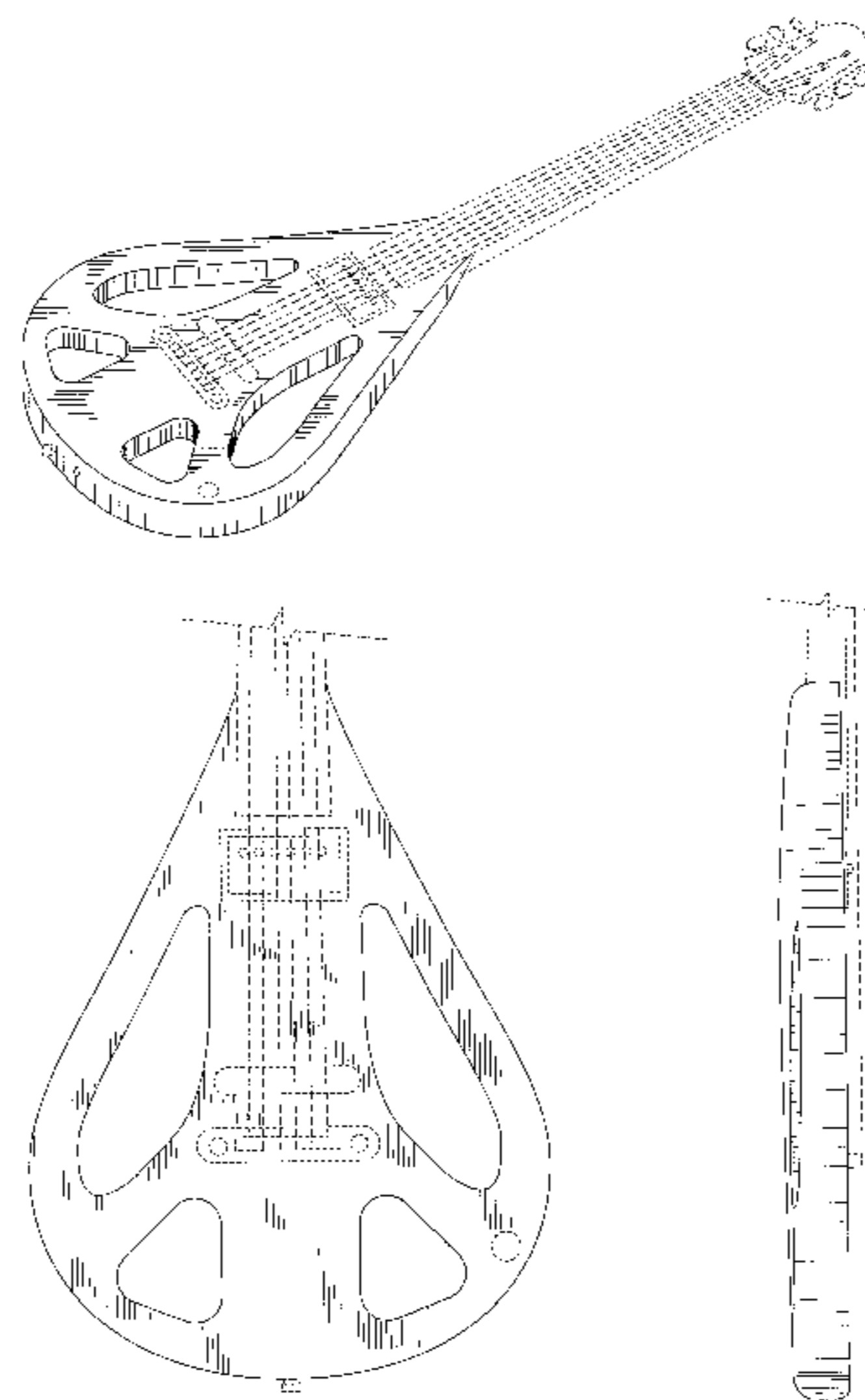
(57) **CLAIM**

The ornamental design for a stringed instrument body, as shown and described.

DESCRIPTION

FIG. 1 is a perspective view of a stringed instrument body showing my new design;
FIG. 2 is a front elevation view thereof;
FIG. 3 is a rear elevation view thereof;
FIG. 4 is a left side elevation view thereof;
FIG. 5 is a right side elevation view thereof; and,
FIG. 6 is a bottom plan view thereof.
The broken lines shown in FIGS. 1-6 are for illustrative purposes only and form no part of the claimed design.

1 Claim, 6 Drawing Sheets



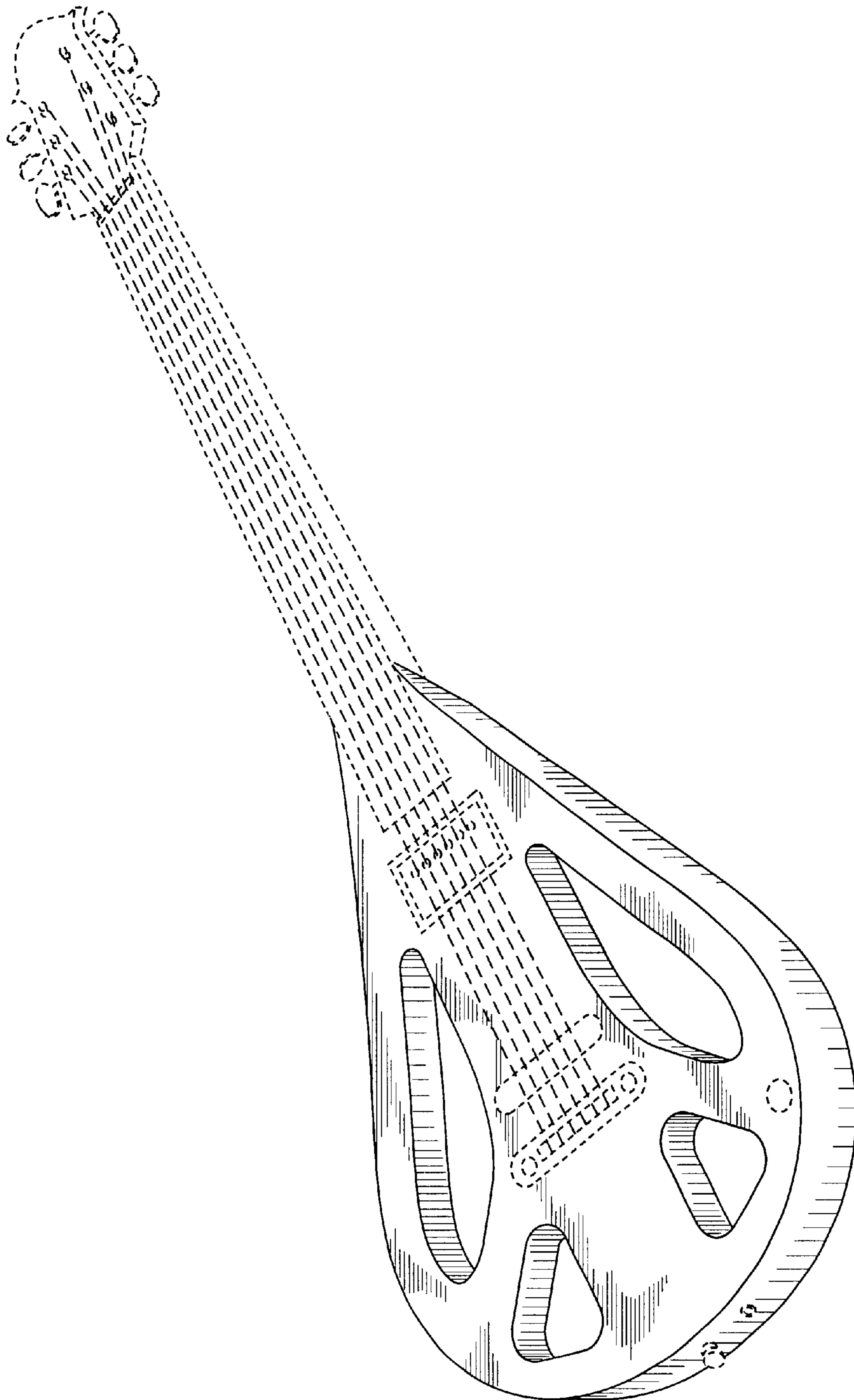


FIG. 1

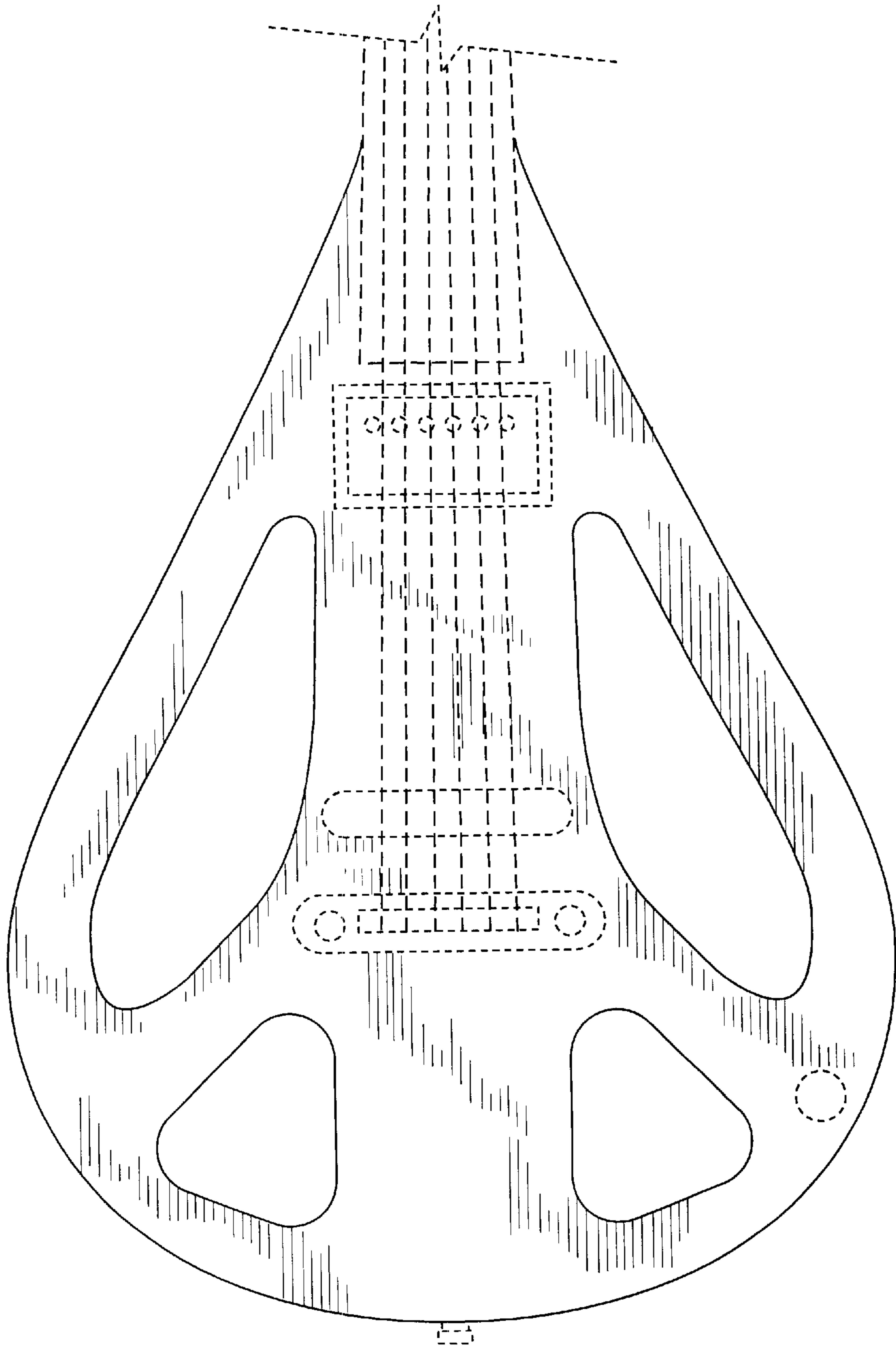


FIG. 2

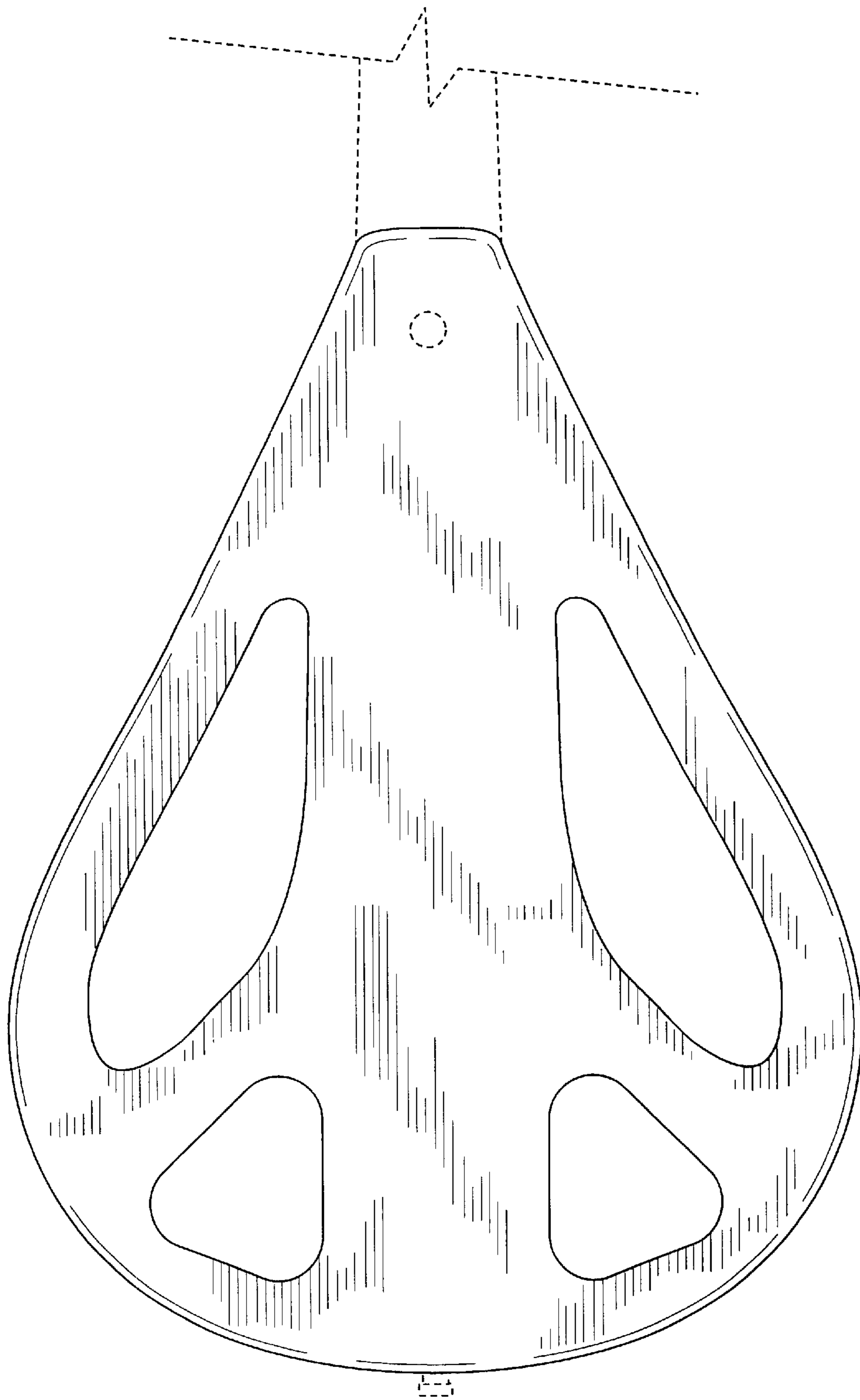


FIG. 3

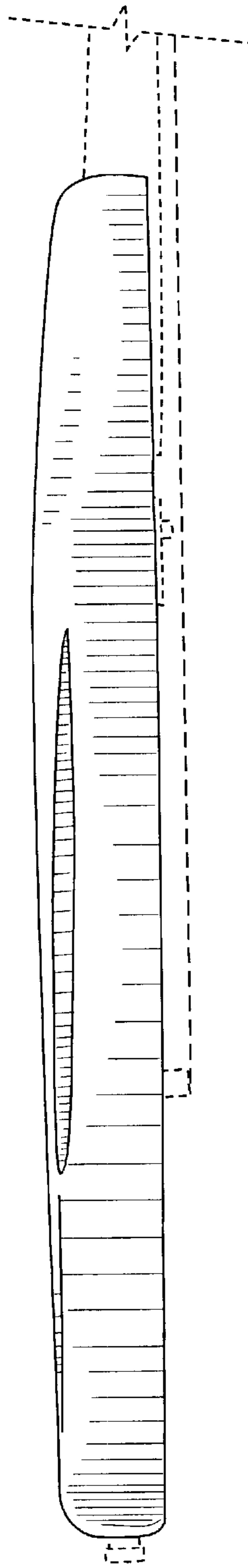


FIG. 4

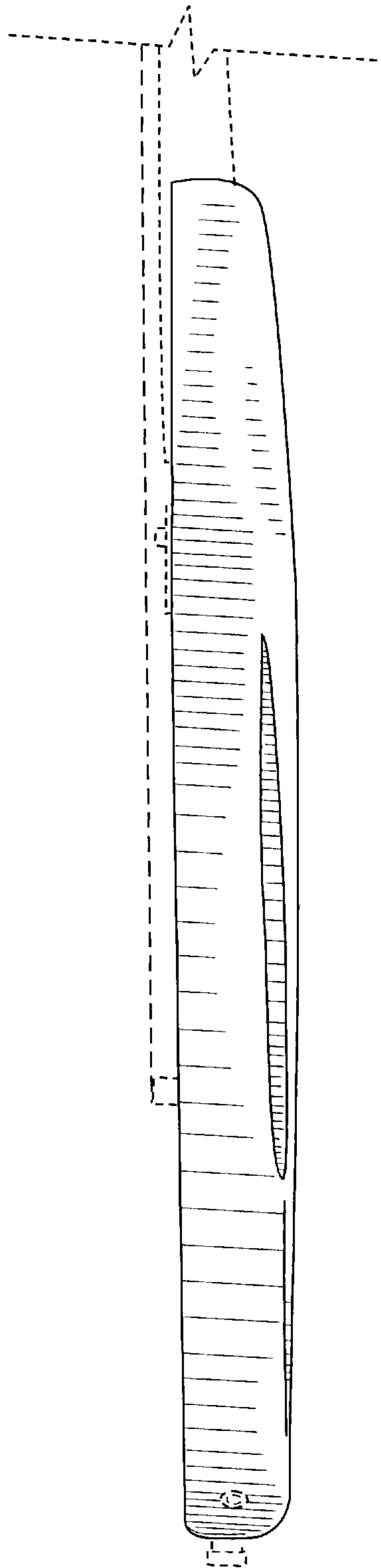


FIG. 5

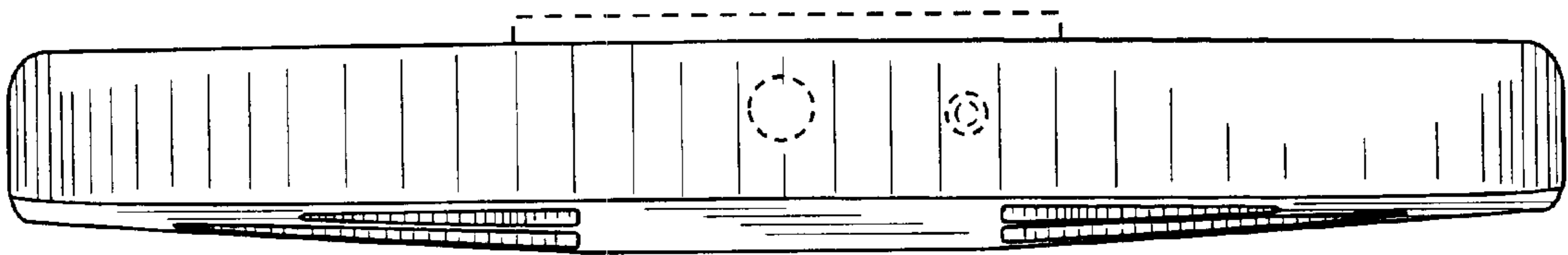


FIG. 6