



US00D475732S

(12) **United States Design Patent**
Conner

(10) **Patent No.:** **US D475,732 S**

(45) **Date of Patent:** **** Jun. 10, 2003**

(54) **EYE GLASSES**

(75) **Inventor:** **William A. Conner**, San Diego, CA
(US)

(73) **Assignee:** **MicroVision Optical, Inc.**, San Diego,
CA (US)

(**) **Term:** **14 Years**

(21) **Appl. No.:** **29/133,892**

(22) **Filed:** **Dec. 8, 2000**

Related U.S. Application Data

(62) Division of application No. 29/117,429, filed on Jan. 27,
2000, now Pat. No. Des. 435,059, which is a division of
application No. 29/103,979, filed on Apr. 26, 1999, now Pat.
No. Des. 423,555.

(51) **LOC (7) Cl.** **16-06**

(52) **U.S. Cl.** **D16/316; D16/315**

(58) **Field of Search** D16/101, 300-330,
D16/335, 334; 351/41, 44, 51, 52, 103,
158; 2/447, 448

(56) **References Cited**

U.S. PATENT DOCUMENTS

D199,934 S * 12/1964 Blair D16/315

D327,082 S * 6/1992 MacWilliamson D16/314

D377,188 S * 1/1997 Cheng D16/321

D377,659 S * 1/1997 Cheng D16/315

D404,053 S * 1/1999 Hsieh D16/315

5,896,185 A * 4/1999 Huang 351/41

OTHER PUBLICATIONS

Harley Davidson Eyewear, pp. 8 & 9, 1996.*

* cited by examiner

Primary Examiner—Raphael Barkai

(74) *Attorney, Agent, or Firm*—Quirk & Tratos

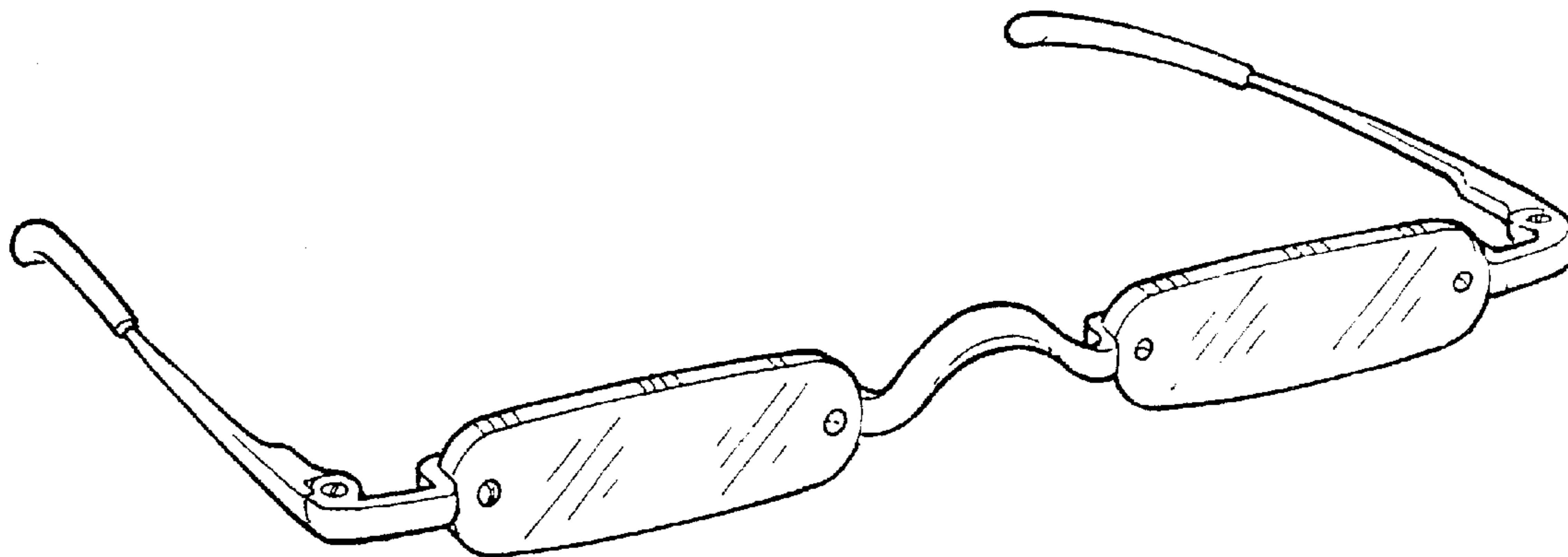
(57) **CLAIM**

The ornamental design for eye glasses, as substantially
shown and described.

DESCRIPTION

FIG. 1 is a perspective view of the eye glasses;
FIG. 2 is a front elevation view of the eye glasses of FIG. 1;
FIG. 3 is a side view of the eye glasses of FIG. 1, both sides
being identical;
FIG. 4 is a top view of the eye glasses of FIG. ;
FIG. 5 is a bottom view of the eye glasses of FIG. 1; and,
FIG. 6 is a rear view of the eye glasses of FIG. 1.

1 Claim, 1 Drawing Sheet



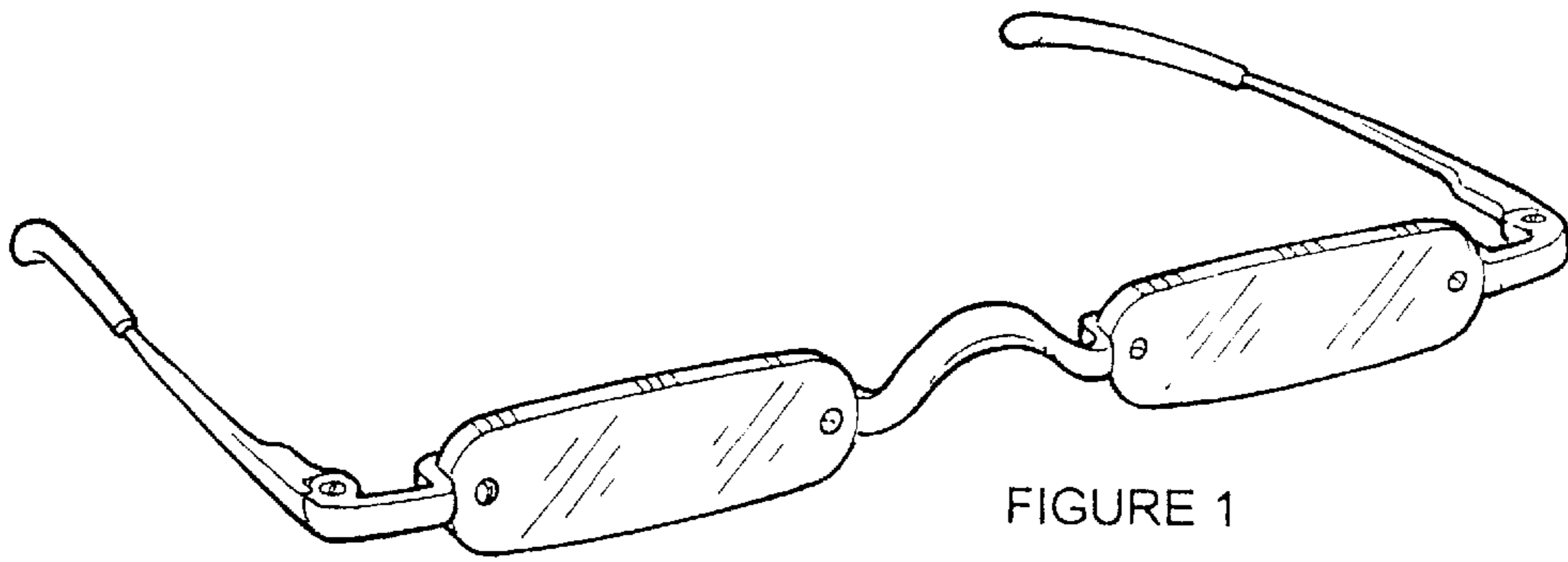


FIGURE 1



FIGURE 2




FIGURE 3

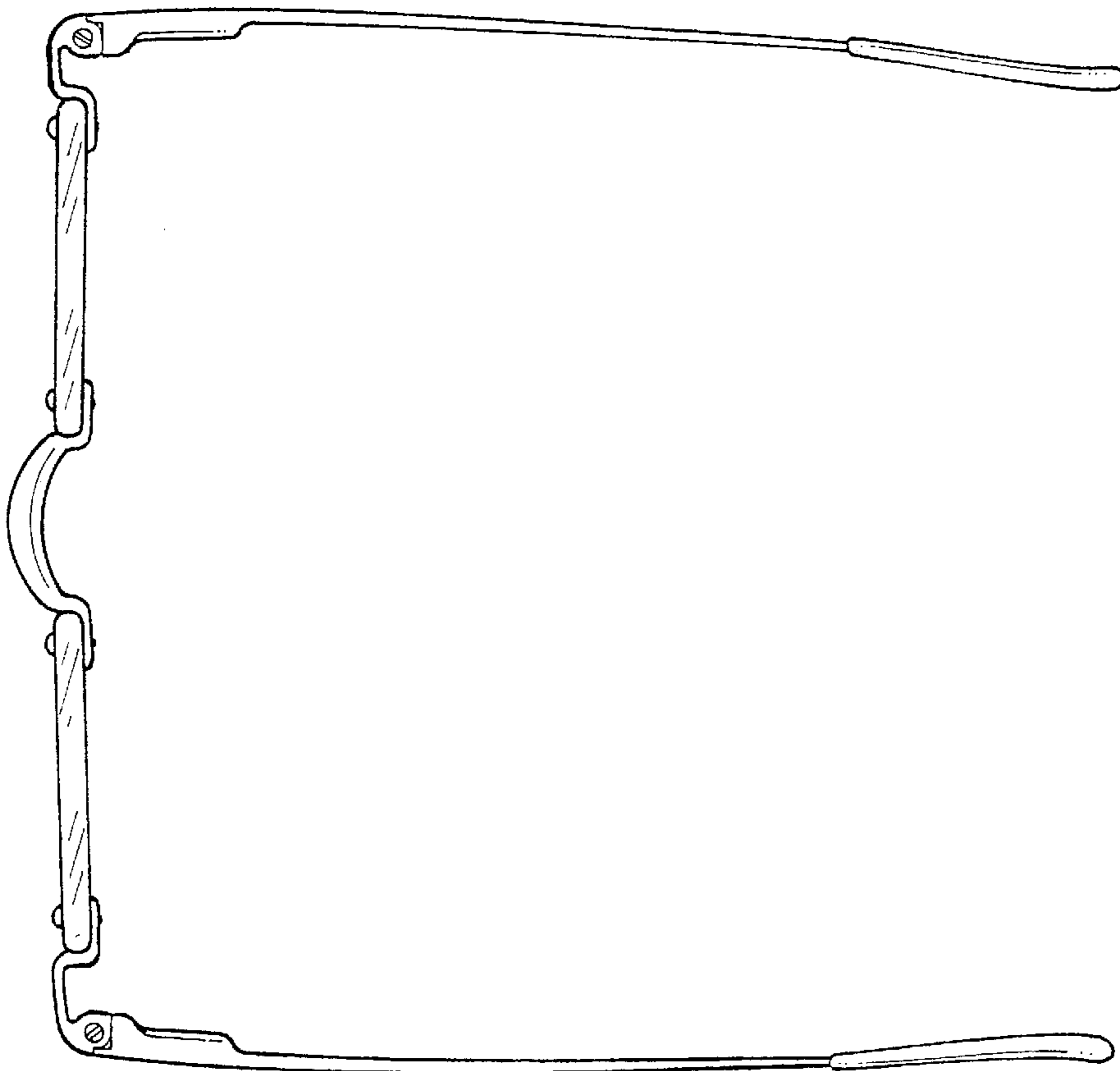


FIGURE 4



FIGURE 6

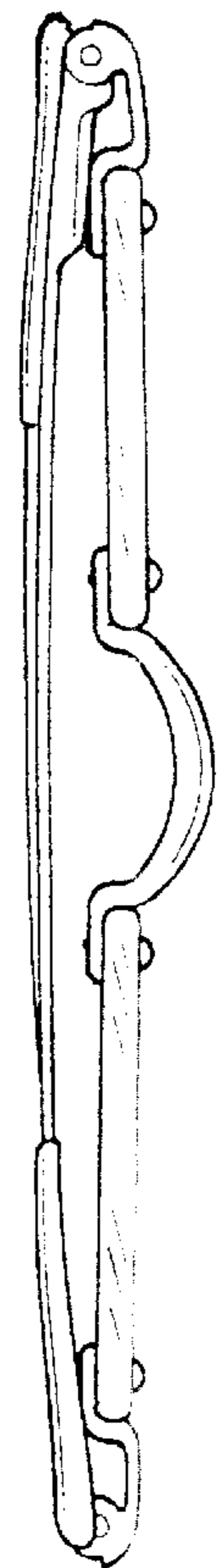


FIGURE 5