



US00D475709S

(12) **United States Design Patent**  
**Tritschler et al.**

(10) **Patent No.:** **US D475,709 S**

(45) **Date of Patent:** **\*\* Jun. 10, 2003**

(54) **FLEXIBLE KEYBOARD**

(75) Inventors: **Keith J. Tritschler**, Dublin (IE); **Brian Stephens**, Dublin (IE); **Jean-Marc Flueckiger**, Lausanne (CH); **Denis Pavillard**, Renens (CH); **Patrick Monney**, Mex (CH)

(73) Assignee: **Logitech Europe S.A.** (CH)

(\*\*) Term: **14 Years**

(21) Appl. No.: **29/157,053**

(22) Filed: **Mar. 11, 2002**

(51) **LOC (7) Cl.** ..... **14-02**

(52) **U.S. Cl.** ..... **D14/396**

(58) **Field of Search** ..... D14/391-393, D14/396-398, 400, 401, 217; D18/1, 2, 6, 7; 341/20-22; 361/680, 681; 402/1, 4, 31; 400/484-486, 488, 492, 489, 472; 235/145 A, 145 R; 200/5 A, 5 R, 6 A, 6 R; 345/160, 161, 167, 168; 281/37; D3/201, 218, 249

(56) **References Cited**

**U.S. PATENT DOCUMENTS**

1,603,538 A \* 10/1926 Helfer ..... 402/1  
4,918,632 A \* 4/1990 York ..... 361/680  
5,295,089 A \* 3/1994 Ambasz ..... 361/681

5,457,453 A \* 10/1995 Chiu et al. .... 341/22  
5,712,760 A \* 1/1998 Coulon et al. .... 361/680  
D390,590 S \* 2/1998 Bedol ..... D18/2  
D420,655 S \* 2/2000 Louis et al. .... D14/396  
6,088,220 A \* 7/2000 Katz ..... 361/680  
6,174,097 B1 \* 1/2001 Daniel ..... 400/472

\* cited by examiner

*Primary Examiner*—Freda Nunn

(74) *Attorney, Agent, or Firm*—Townsend and Townsend and Crew LLP

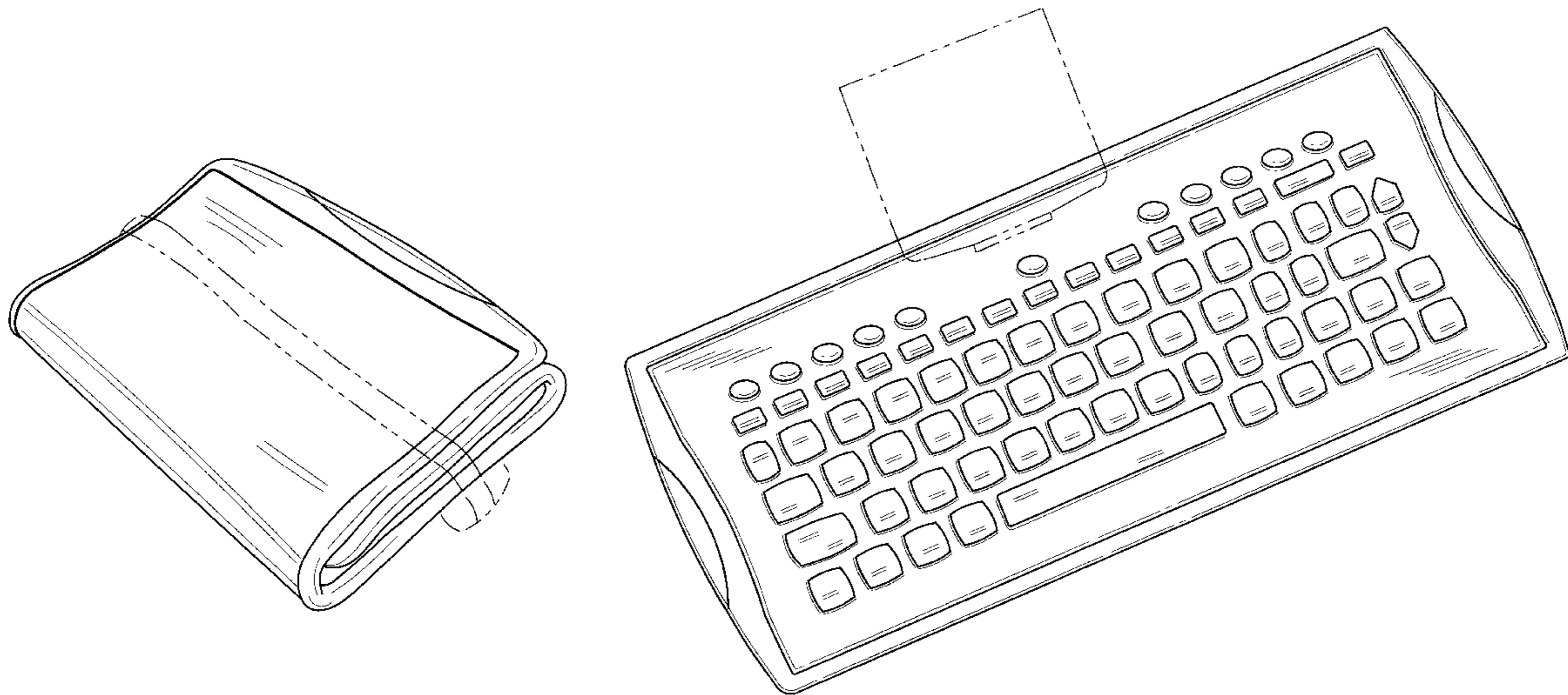
(57) **CLAIM**


The ornamental design for a flexible keyboard, as shown and described.

**DESCRIPTION**

FIG. 1 is a perspective view of a flexible keyboard in a closed or folded position showing our new design;  
FIG. 2 is a perspective view of the flexible keyboard in an open or unfolded position;  
FIG. 3 is a top plan view thereof;  
FIG. 4 is a partial front elevational view thereof along 4-4; and,  
FIG. 5 is a bottom plan view thereof.  
The phantom lining, where utilized, is for illustrative purposes only and is not intended to limit the claimed design to the features shown in phantom.

**1 Claim, 4 Drawing Sheets**





*FIG. 1*

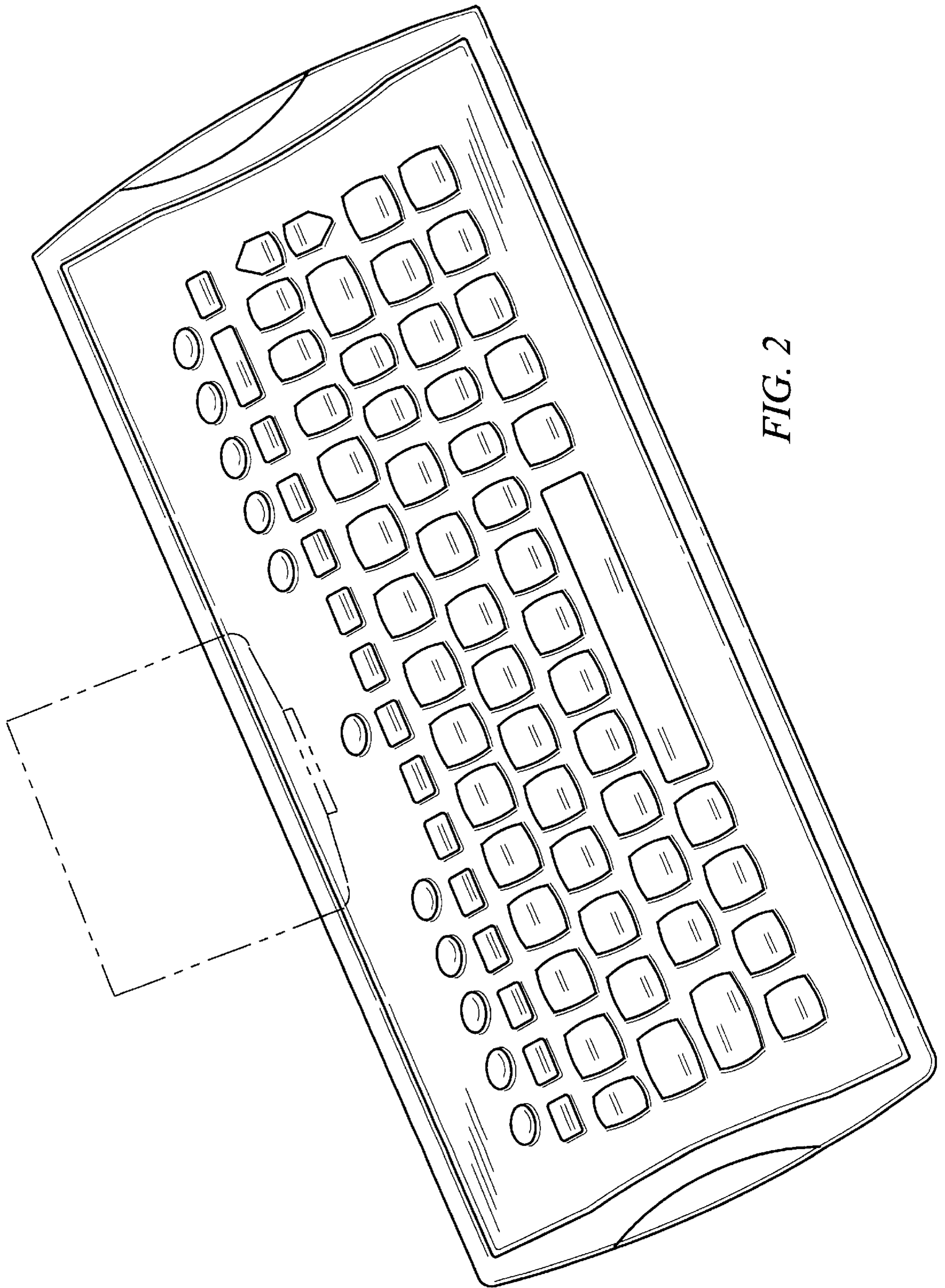


FIG. 2

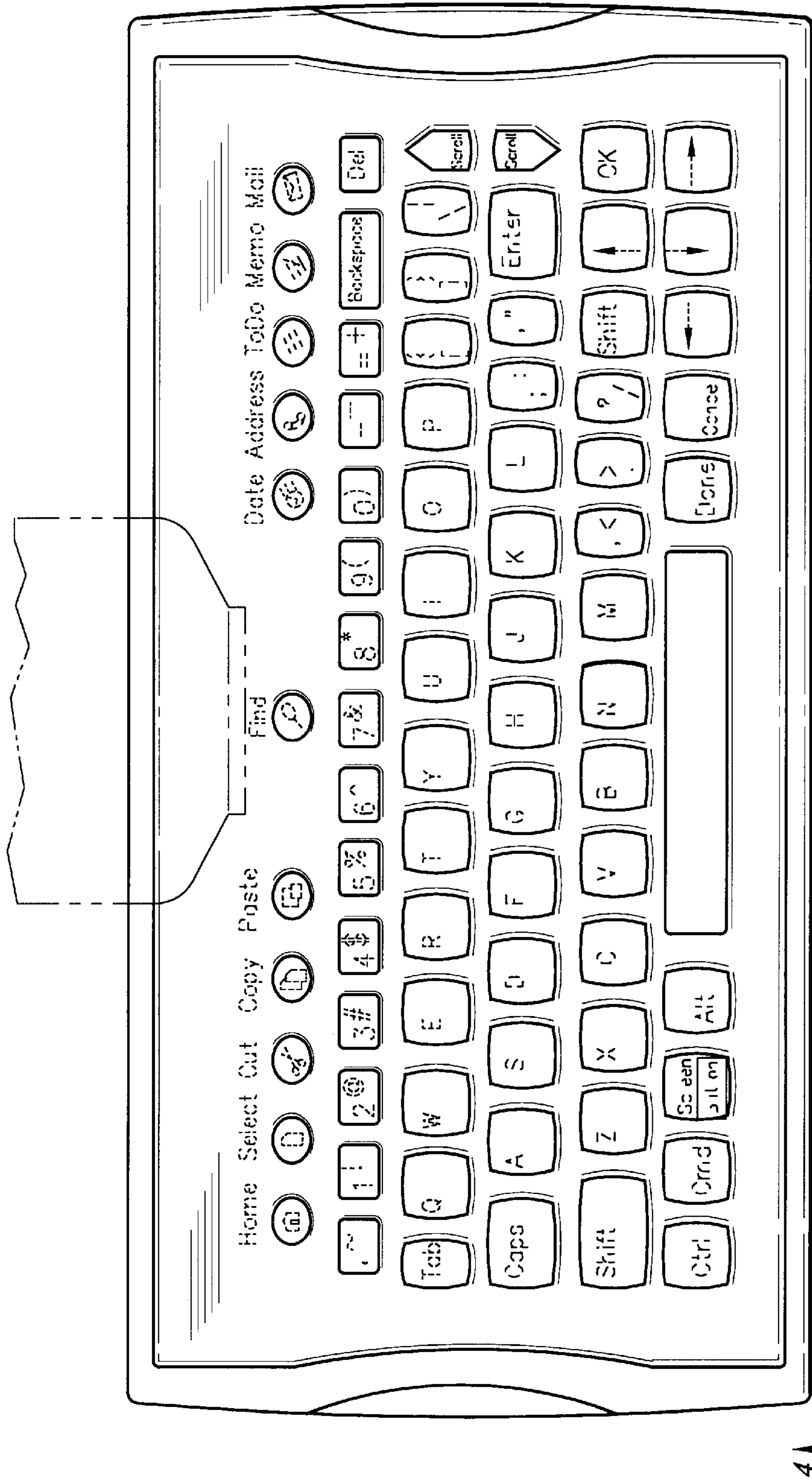


FIG. 3



FIG. 4

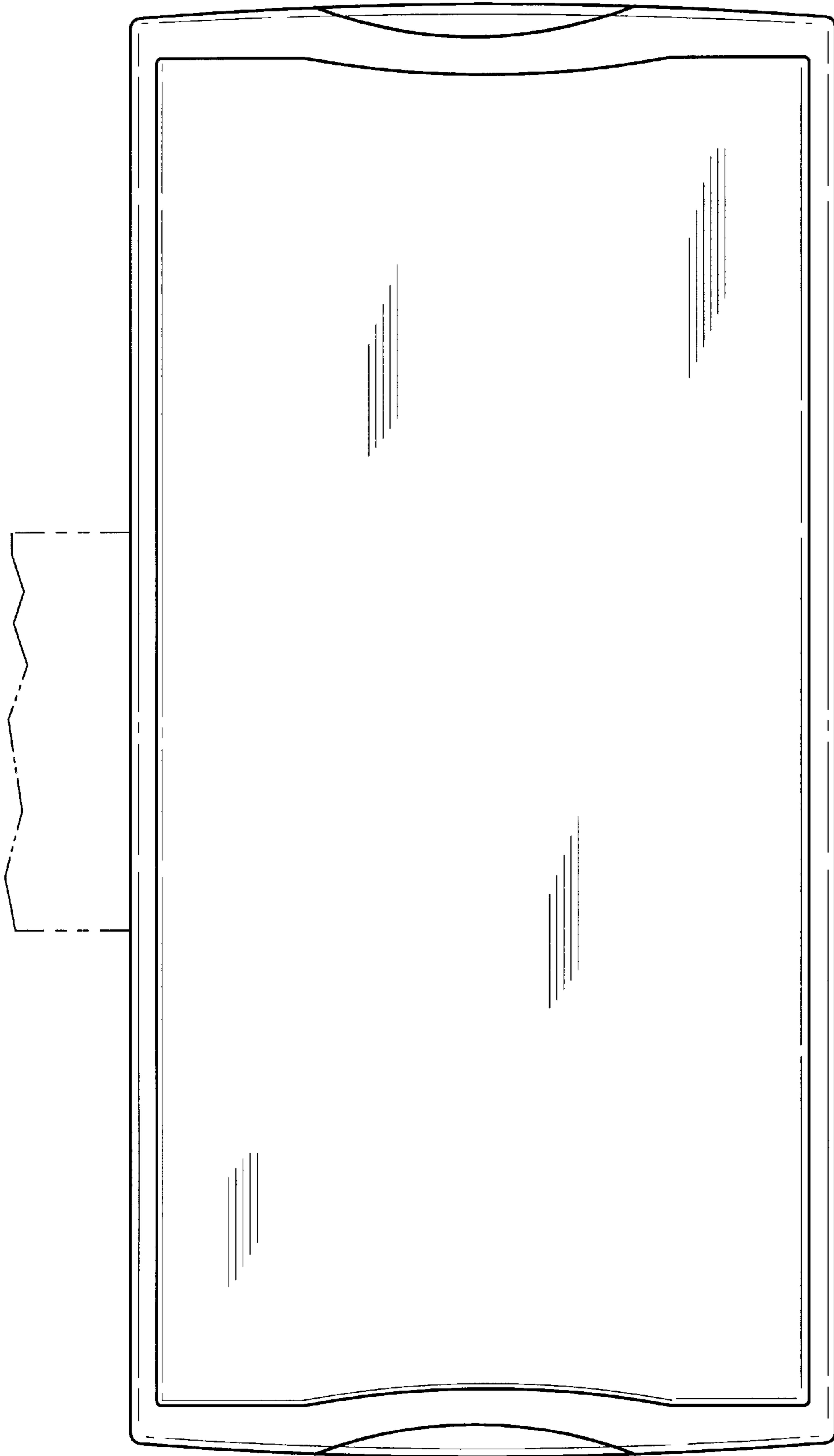


FIG. 5