



US00D475700S

(12) **United States Design Patent**  
**Sakai et al.**

(10) **Patent No.:** **US D475,700 S**  
(45) **Date of Patent:** **\*\* Jun. 10, 2003**

(54) **ANTENNA**

(75) **Inventors:** **Shinji Sakai**, Saitama (JP); **Yoshiomi Go**, Saitama (JP); **Akikazu Toyoda**, Saitama (JP); **Hiroshi Tomoto**, Saitama (JP); **Kai Fujii**, Saitama (JP); **Eiichirou Hirose**, Saitama (JP); **Hidenao Matsushima**, Saitama (JP)

(73) **Assignee:** **Mitsubishi Materials Corporation**, Tokyo (JP)

(\*\*) **Term:** **14 Years**

(21) **Appl. No.:** **29/156,320**

(22) **Filed:** **Feb. 28, 2002**

(30) **Foreign Application Priority Data**

Aug. 30, 2001 (JP) ..... 2001-025531

(51) **LOC (7) Cl.** ..... **14-03**

(52) **U.S. Cl.** ..... **D14/230**

(58) **Field of Search** ..... D14/230-238,  
D14/299; 343/744, 895, 788, 867, 795;  
455/327, 328, 330

(56) **References Cited**

**U.S. PATENT DOCUMENTS**

2,990,547 A \* 6/1961 McDougal ..... 343/795

3,437,935 A	*	4/1969	Webb	.....	455/330
4,027,254 A	*	5/1977	Gunton et al.	.....	455/327
H001081 H	*	7/1992	Dixon, Jr.	.....	455/327
5,754,143 A	*	5/1998	Warnagiris et al.	.....	343/895
6,081,242 A	*	6/2000	Wingo	.....	343/860
6,124,831 A	*	9/2000	Rutkowski et al.	.....	343/895
6,292,154 B1	*	9/2001	Deguchi et al.	.....	343/795
6,295,029 B1	*	9/2001	Chen et al.	.....	343/895
D454,862 S	*	3/2002	Chen	.....	D14/230

\* cited by examiner

*Primary Examiner*—Louis S. Zarfes

*Assistant Examiner*—Deanne Levy

(74) *Attorney, Agent, or Firm*—Rader Fishman & Grauer

(57) **CLAIM**

The ornamental design for an antenna, as shown and described.

**DESCRIPTION**

FIG. 1 is a perspective view of an antenna.

FIG. 2 is a top plan view thereof.

FIG. 3 is a front view thereof.

FIG. 4 is a bottom plan view thereof.

FIG. 5 is a left side view thereof.

FIG. 6 is a right side view thereof; and,

FIG. 7 is a rear view thereof.

The solid black shading in the drawings is used to indicate color contrast.

**1 Claim, 7 Drawing Sheets**

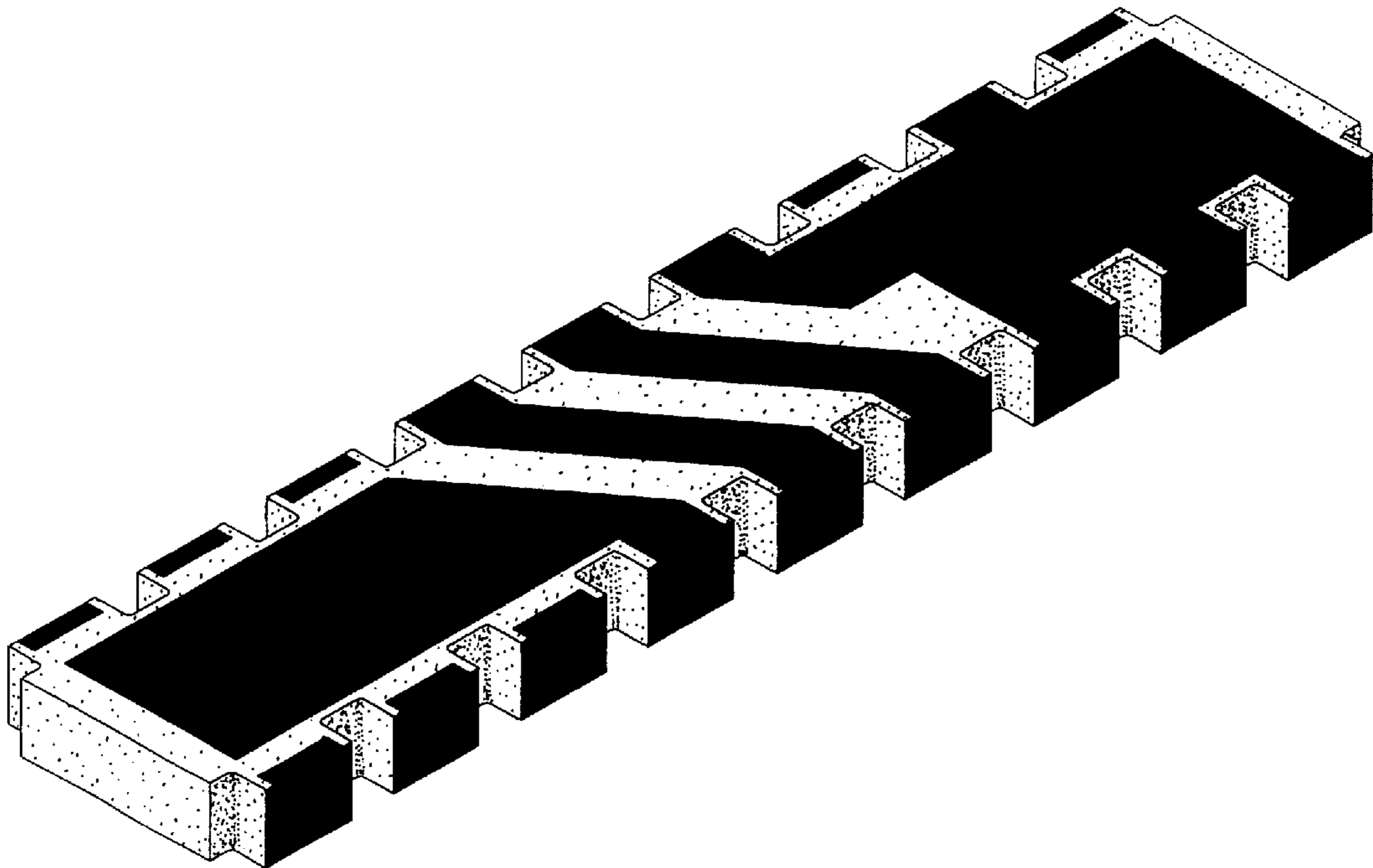


FIG. 1

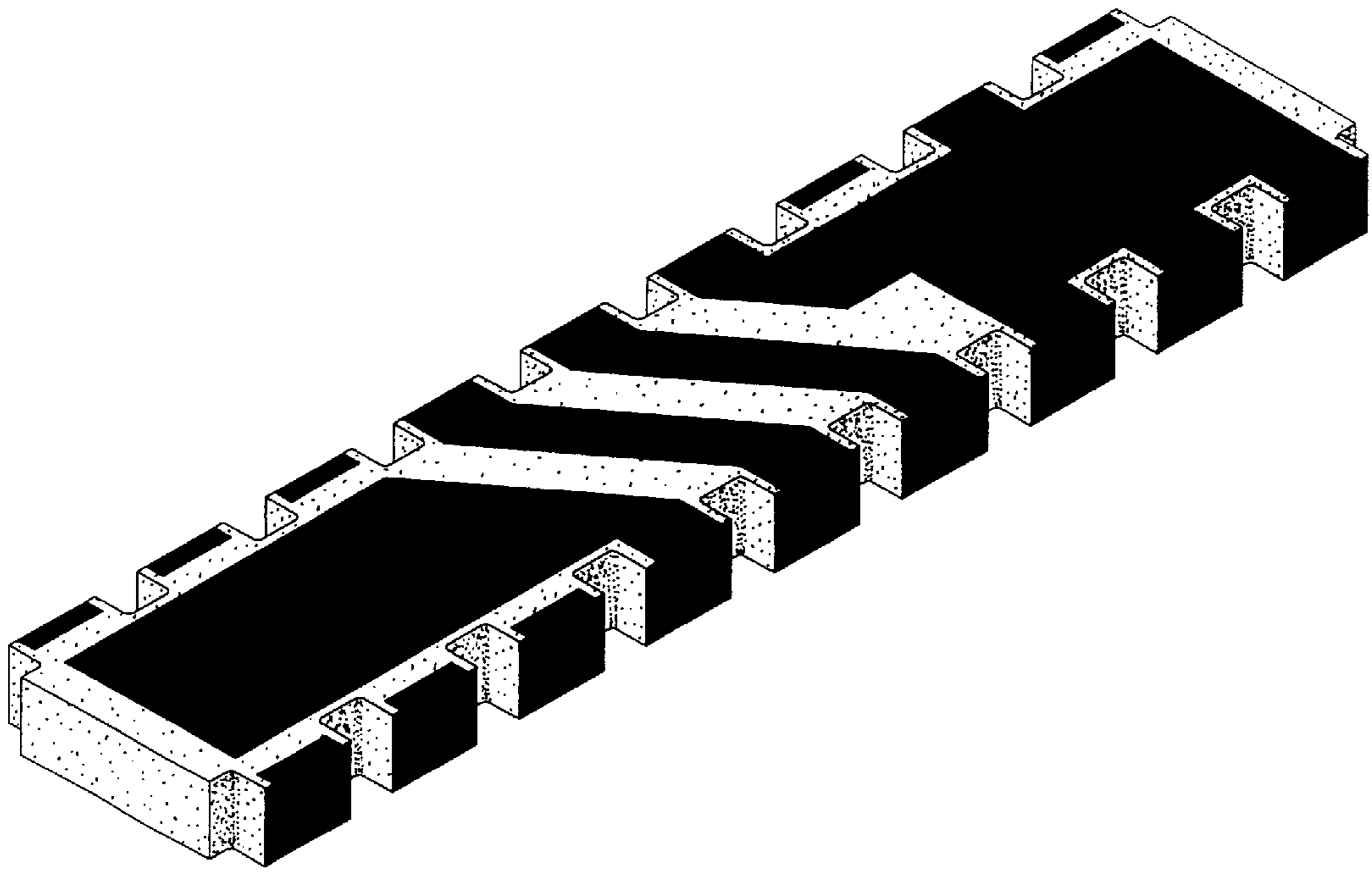


FIG. 2

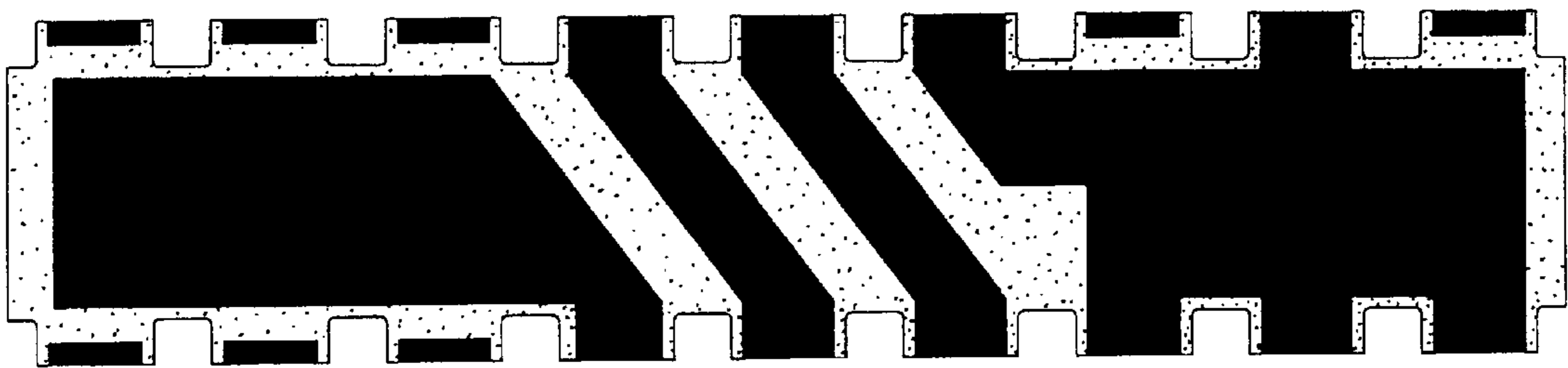
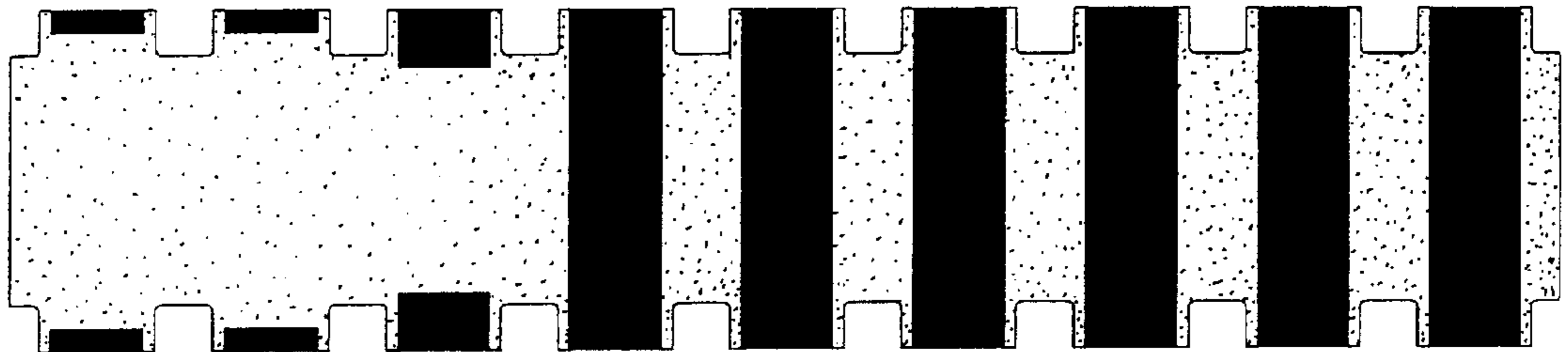


FIG. 3



FIG. 4



# FIG. 5



# FIG. 6

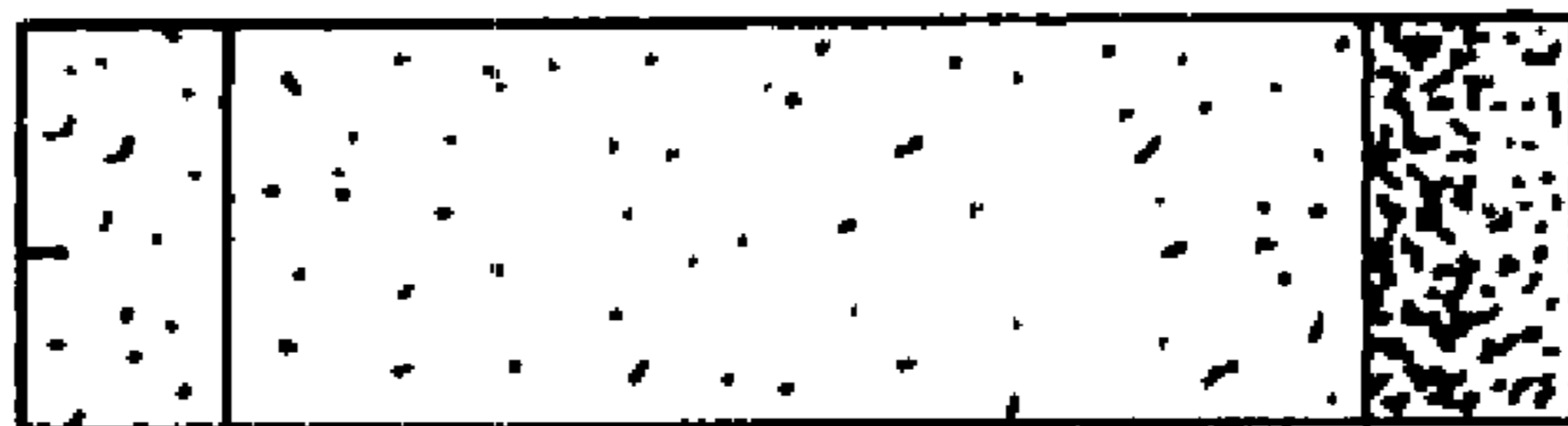


FIG. 7

