



US00D475688S

(12) **United States Design Patent**
Pierce et al.

(10) **Patent No.:** **US D475,688 S**
(45) **Date of Patent:** **** Jun. 10, 2003**

(54) **HOUSING FOR COMMUNICATION DEVICES OR SIMILAR ARTICLES**
(75) Inventors: **Paul Pierce**, Grayslake, IL (US); **Mark Zaveson**, Palm Beach Gardens, FL (US); **Timothy Sutherland**, Gurnee, IL (US); **William Webb**, Redwood City, CA (US)

(73) Assignee: **Motorola, Inc.**, Schaumburg, IL (US)
(**) Term: **14 Years**

(21) Appl. No.: **29/155,352**
(22) Filed: **Feb. 5, 2002**

(51) **LOC (7) Cl.** **14-03**
(52) **U.S. Cl.** **D14/138**
(58) **Field of Search** D14/137, 138, D14/218, 147-148, 247-248, 144, 341-347; 379/433.01-433.13, 419, 434, 428.01-428.04, 420.01-420.04, 440; 455/550-575, 90; D21/517

(56) **References Cited**

U.S. PATENT DOCUMENTS

D440,955 S	*	4/2001	Tanaka et al.	D14/138
D443,865 S	*	6/2001	Kim	D14/138
D445,101 S	*	7/2001	Lee et al.	D14/138
D445,410 S	*	7/2001	Yoo et al.	D14/138
D445,412 S	*	7/2001	Lee et al.	D14/138
D447,128 S	*	8/2001	Lee et al.	D14/138

D450,307 S	*	11/2001	Xu et al.	D14/138
D450,672 S	*	11/2001	Arbisi et al.	D14/138
D455,135 S	*	4/2002	Hyun	D14/138
D456,792 S	*	5/2002	Lee et al.	D14/138
D458,594 S	*	6/2002	Jang	D14/138
D465,466 S	*	11/2002	Hyun	D14/138
D468,283 S	*	1/2003	Hong et al.	D14/138
D468,736 S	*	1/2003	Loh et al.	D14/345
D469,070 S	*	1/2003	Lee	D14/138
2002/0146989 A1	*	10/2002	Moriki	455/90

* cited by examiner

Primary Examiner—Jeffrey Asch

(74) *Attorney, Agent, or Firm*—Roland K. Bowler, II

(57) **CLAIM**

The ornamental design for a housing for communication devices or similar articles, substantially as shown.

DESCRIPTION

FIG. 1 is a perspective view of the ornamental housing for communications devices or similar articles.

FIG. 2 is a front-side plan view thereof.

FIG. 3 is a back-side plan view thereof.

FIG. 4 is a first side view thereof.

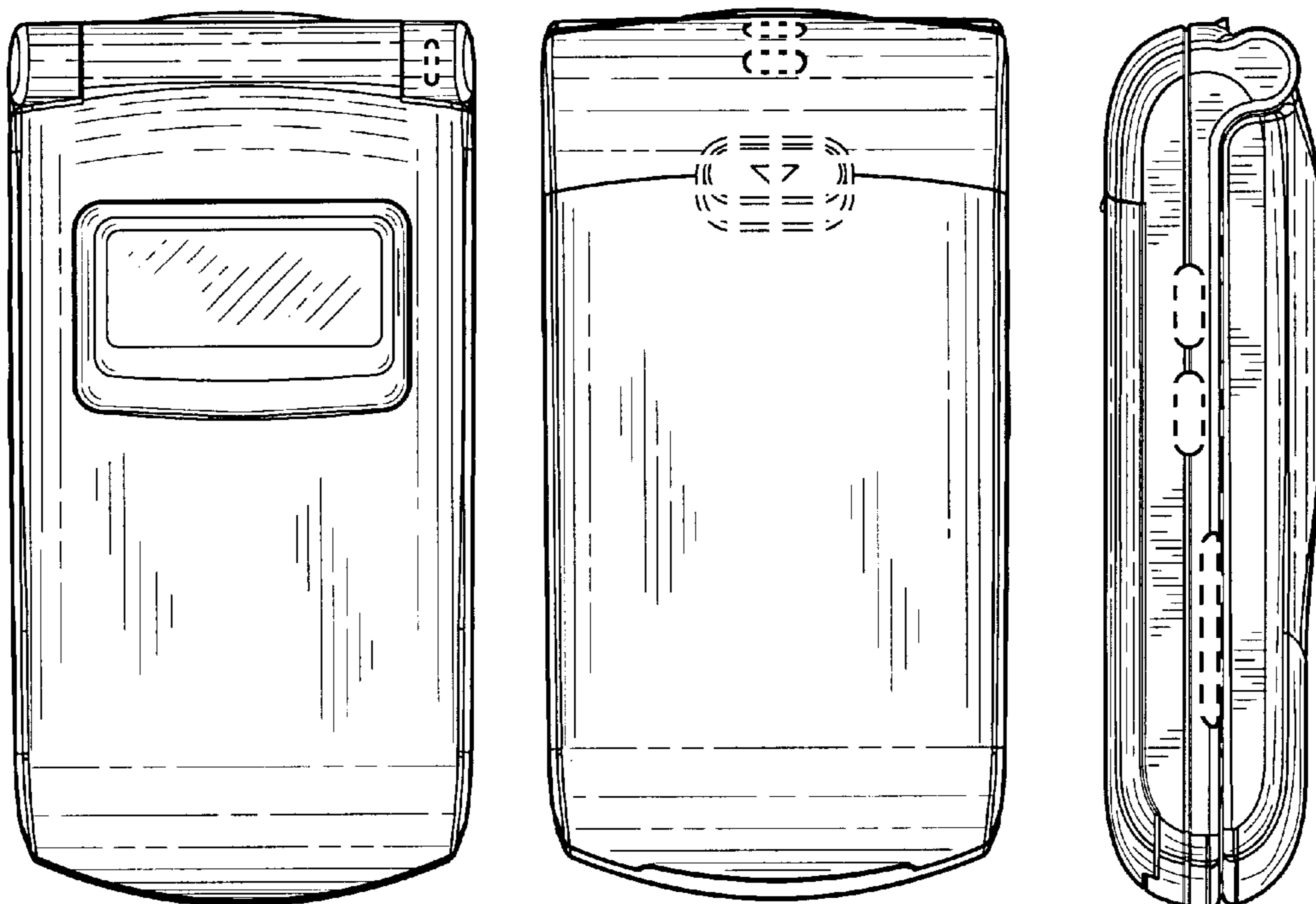
FIG. 5 is a second, opposite side view thereof.

FIG. 6 is an end view thereof; and,

FIG. 7 is an opposite end view thereof.

The broken line showings throughout the drawing views are for illustrative purposes only and form no part of the claimed design.

1 Claim, 4 Drawing Sheets






FIG. 1




FIG. 2

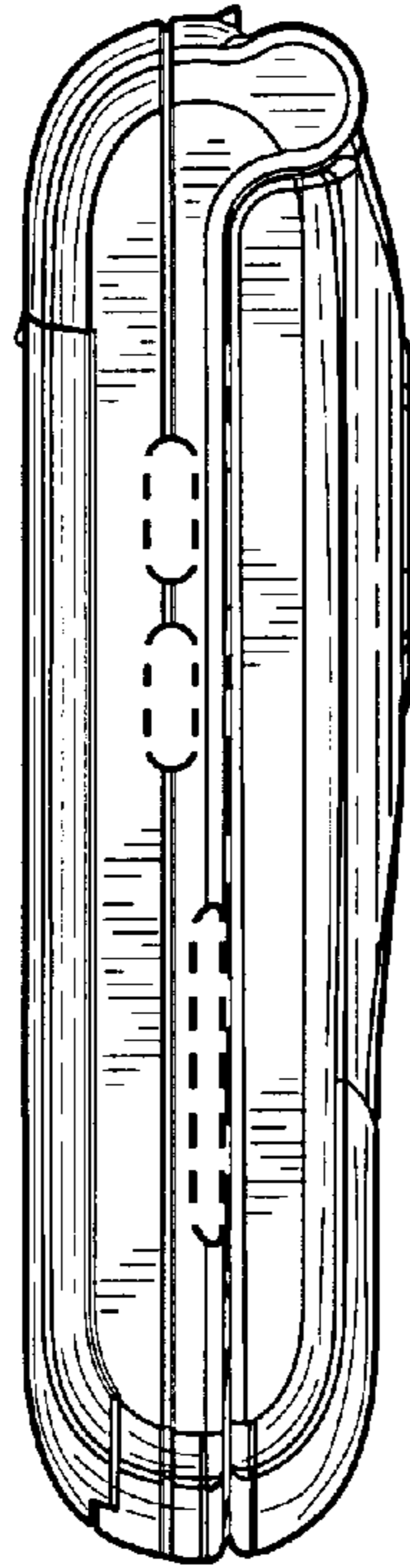


FIG. 3

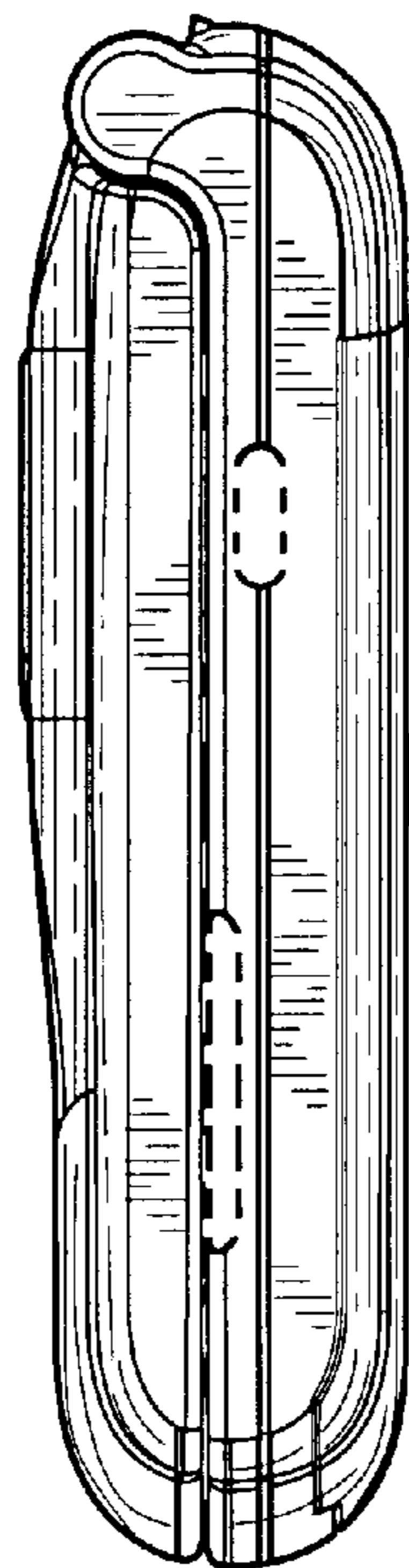


FIG. 4

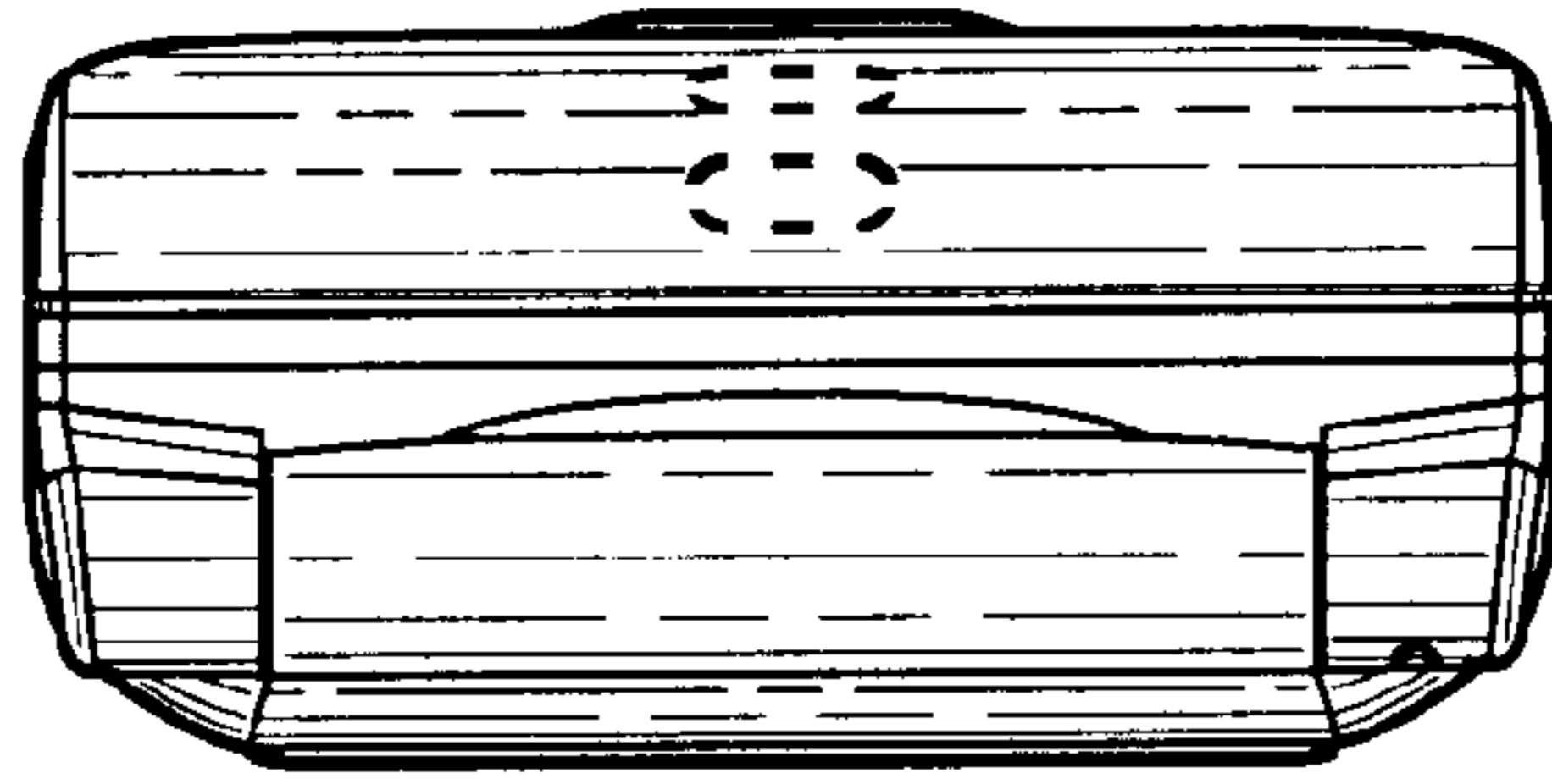


FIG. 5

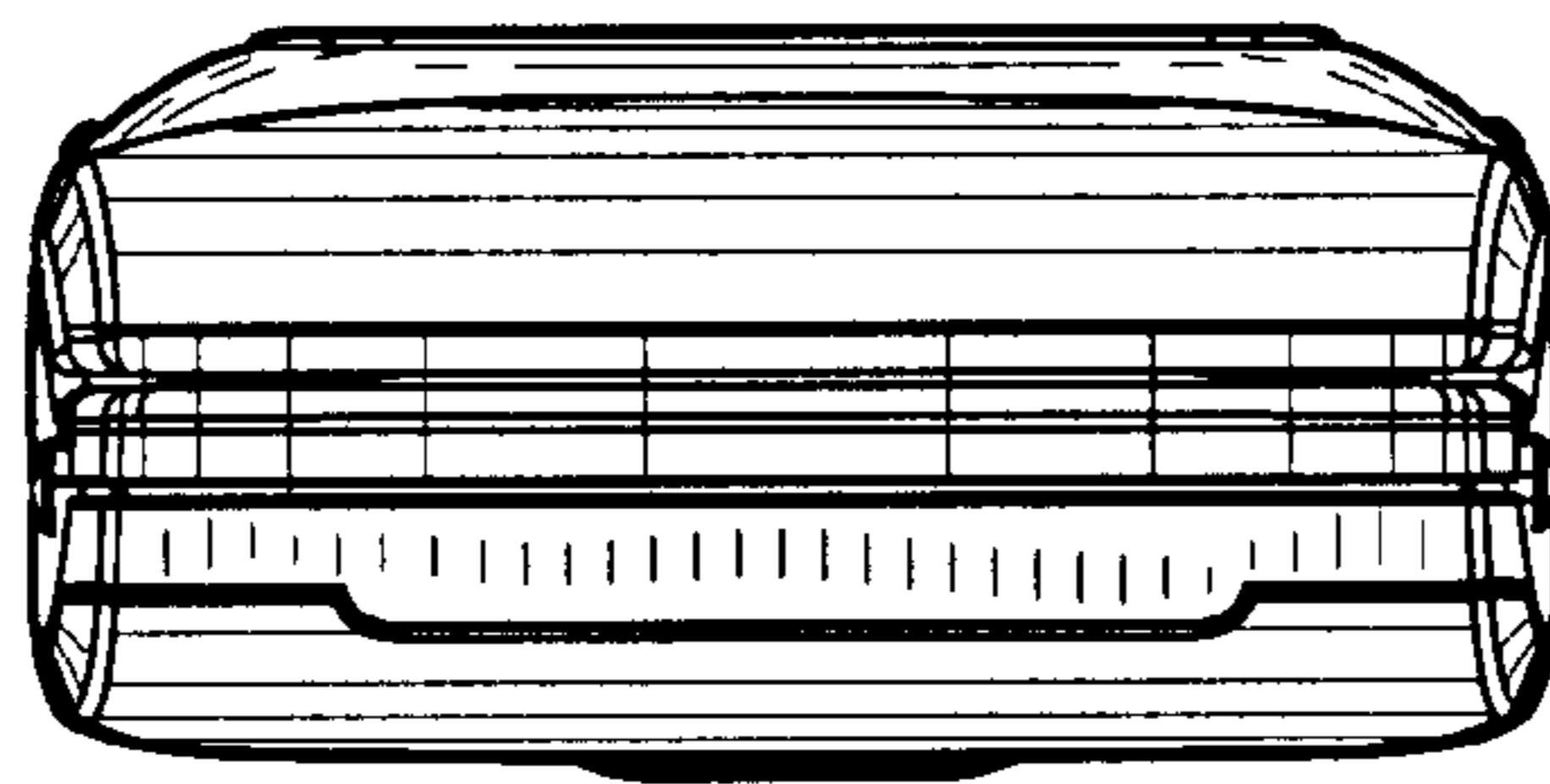


FIG. 6

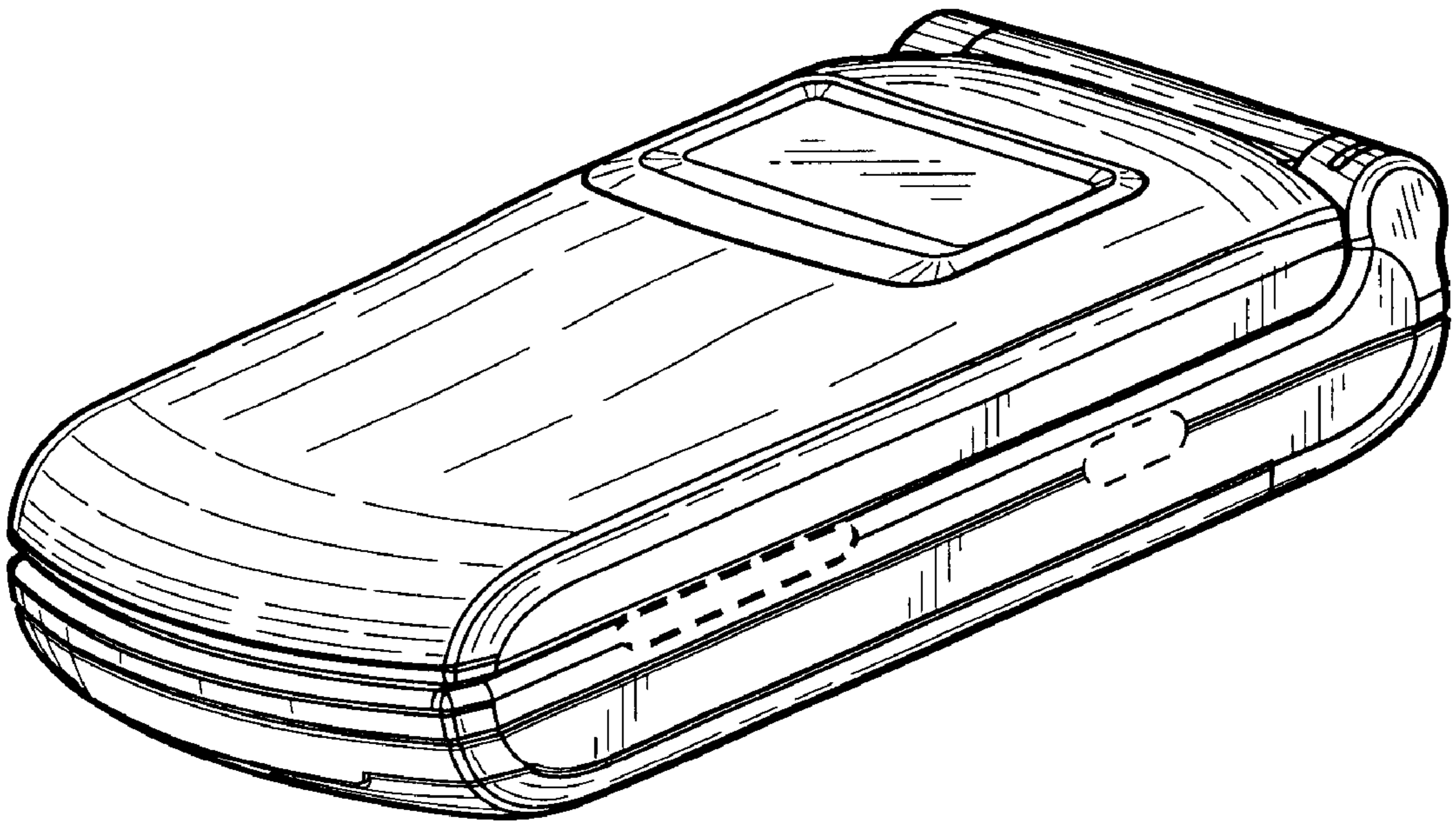


FIG. 7