



US00D475686S

(12) **United States Design Patent**
Futschik et al.

(10) **Patent No.:** **US D475,686 S**

(45) **Date of Patent:** **** Jun. 10, 2003**

(54) **SURFACE CONFIGURATION OF A KEY AND REMOTE CONTROL UNIT**

(75) Inventors: **Hans-Dieter Futschik**, Gechingen (DE); **Juergen Braeuchle**, Denkendorf (DE); **Manfred Dorn**, Stuttgart (DE); **Gerhard Seidel**, Ostfildern (DE)

(73) Assignee: **DaimlerChrysler AG**, Stuttgart (DE)

(**) Term: **14 Years**

(21) Appl. No.: **29/167,679**

(22) Filed: **Sep. 20, 2002**

(30) **Foreign Application Priority Data**

Mar. 21, 2002 (DE) 4 02 02 619

(51) **LOC (7) Cl.** **13-03**

(52) **U.S. Cl.** **D13/168**

(58) **Field of Search** D10/104, 106; D14/191, 192, 218; D13/162, 162.1, 164, 168; 307/10.1, 10.2; 340/5.54, 5.62, 5.72, 539, 425.5, 426, 825.22, 825.39, 825.36, 825.69, 825.72, 525; 341/23, 176; 348/734

(56) **References Cited**

U.S. PATENT DOCUMENTS

4,811,013 A * 3/1989 Akutsu 340/5.54

D334,735 S	*	4/1993	Cameron et al.	D13/168
D360,154 S	*	7/1995	Jung	D10/104
5,708,415 A	*	1/1998	Lente et al.	340/525
D390,195 S	*	2/1998	Chen	D13/168
D393,832 S	*	4/1998	Chen	D13/168
D406,779 S	*	3/1999	Pinardi et al.	D10/104
D409,577 S	*	5/1999	Doppelt et al.	D13/168
D413,579 S	*	9/1999	Mullet et al.	D13/168
D448,695 S	*	10/2001	Yuen	D10/106
6,529,142	*	3/2003	Yeh et al.	340/988

* cited by examiner

Primary Examiner—Ted Shooman

Assistant Examiner—Selina Sikder

(74) *Attorney, Agent, or Firm*—Crowell & Moring LLP

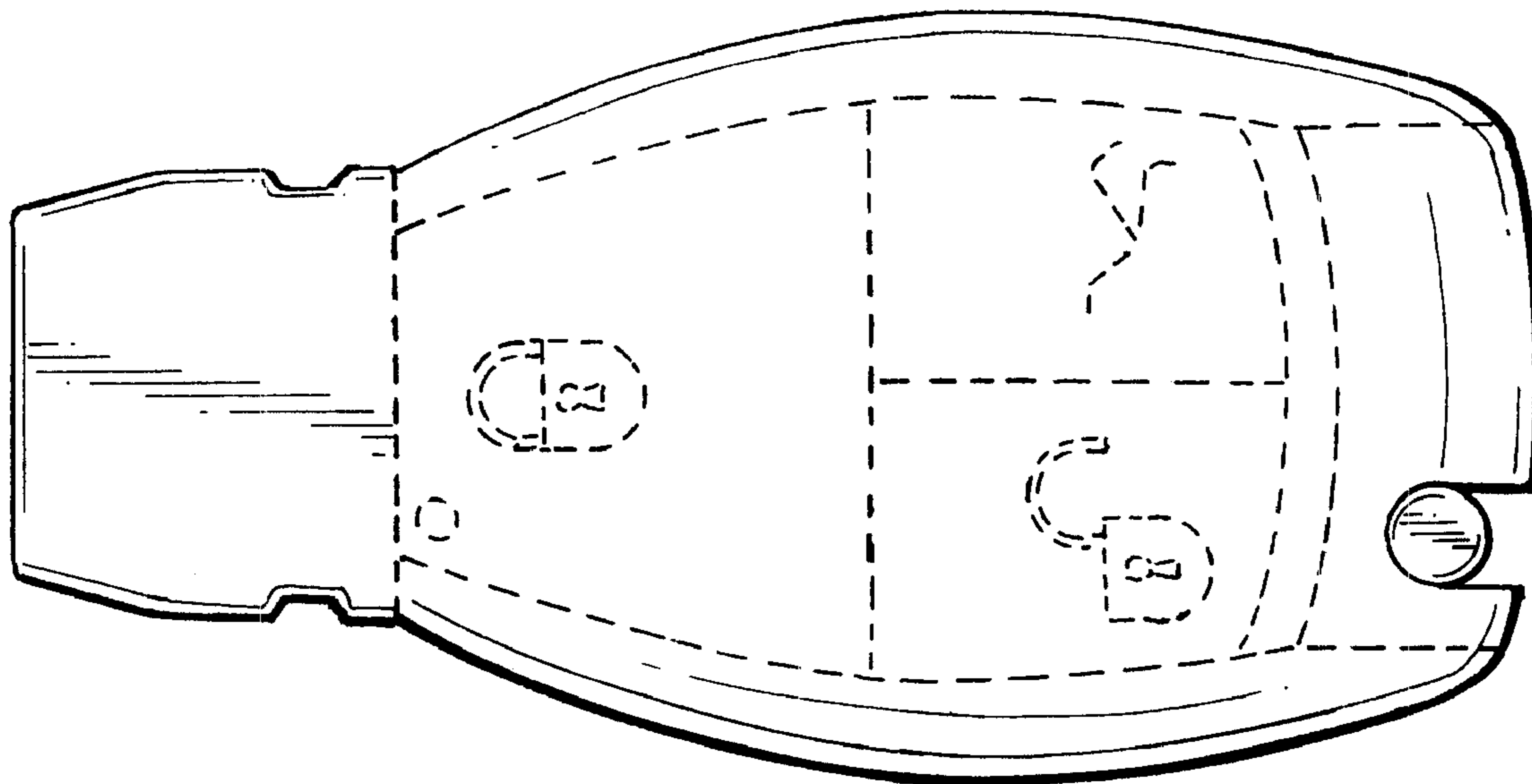
(57) **CLAIM**

The ornamental design for a surface configuration of a key and remote control unit, as shown and described.

DESCRIPTION

FIG. 1 is a top view of a surface configuration of a key and remote control unit according to our novel design; FIG. 2 is a bottom view of the surface configuration of a key and remote control unit according to our novel design; and, FIG. 3 is a side view of the surface configuration of a key and remote control unit according to our novel design. The dash lines included depict environment and are not part of the claimed design.

1 Claim, 1 Drawing Sheet



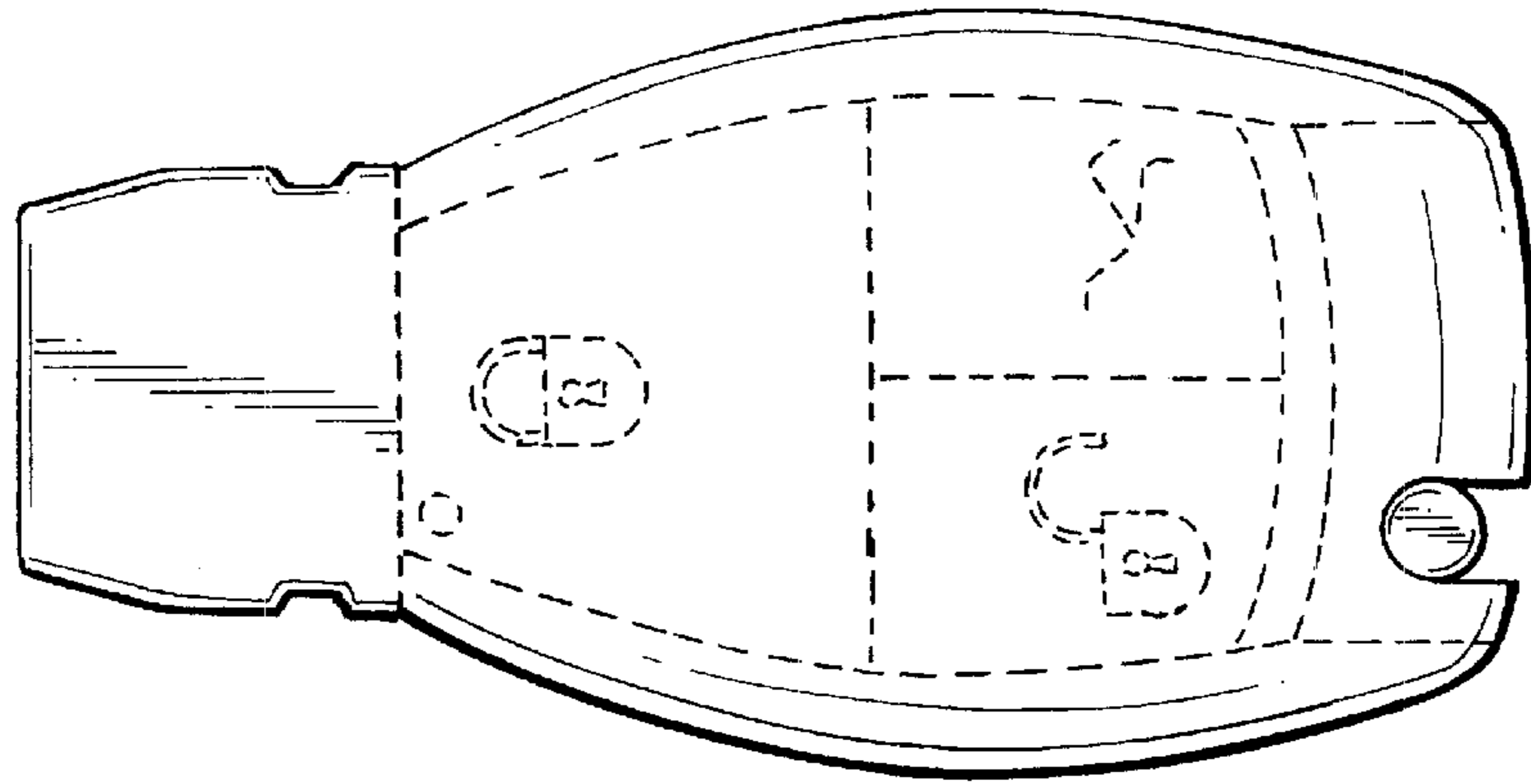


FIG. 1

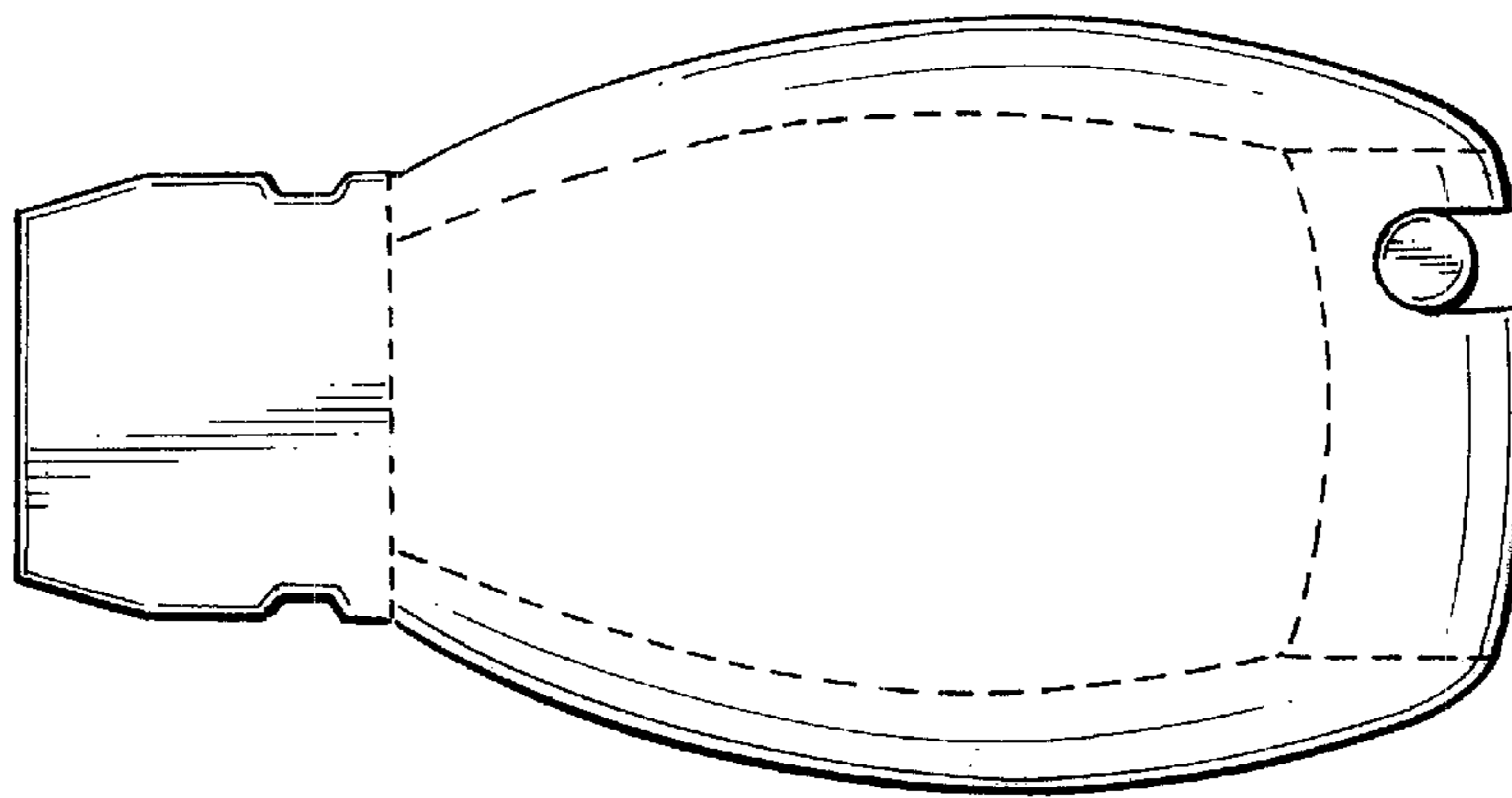


FIG. 2




FIG. 3