



US00D475665S

(12) **United States Design Patent**
Pfeiffer et al.

(10) **Patent No.:** **US D475,665 S**

(45) **Date of Patent:** **** Jun. 10, 2003**

(54) **FRONTAL CONFIGURATION OF A STEERING WHEEL**

D440,915 S * 4/2001 Kagawa et al. D12/176
D467,207 S * 12/2002 Seigert et al. D12/176
D467,529 S * 12/2002 Ramos et al. D12/176

(75) Inventors: **Peter Pfeiffer**, Boeblingen (DE); **Murat Guenak**, Ehningen (DE); **Franz Lecher**, Sindelfingen (DE); **Steffen Koehl**, Stuttgart (DE)

* cited by examiner

(73) Assignee: **DaimlerChrysler AG**, Stuttgart (DE)

Primary Examiner—Melody N. Brown
(74) *Attorney, Agent, or Firm*—Crowell & Moring LLP

(**) Term: **14 Years**

(57) **CLAIM**

(21) Appl. No.: **29/168,316**

The ornamental design for a frontal configuration of a steering wheel, as shown and described.

(22) Filed: **Oct. 1, 2002**

DESCRIPTION

(30) **Foreign Application Priority Data**

Apr. 2, 2002 (DE) 4 02 02 925

FIG. 1 is a front view of a frontal configuration of a steering wheel according to our novel design; and,

(51) **LOC (7) Cl.** **12-16**

(52) **U.S. Cl.** **D12/176**

FIG. 2 is a perspective view of the frontal configuration of a steering wheel according to our novel design.

(58) **Field of Search** D12/176, 175;
74/552, 558.5

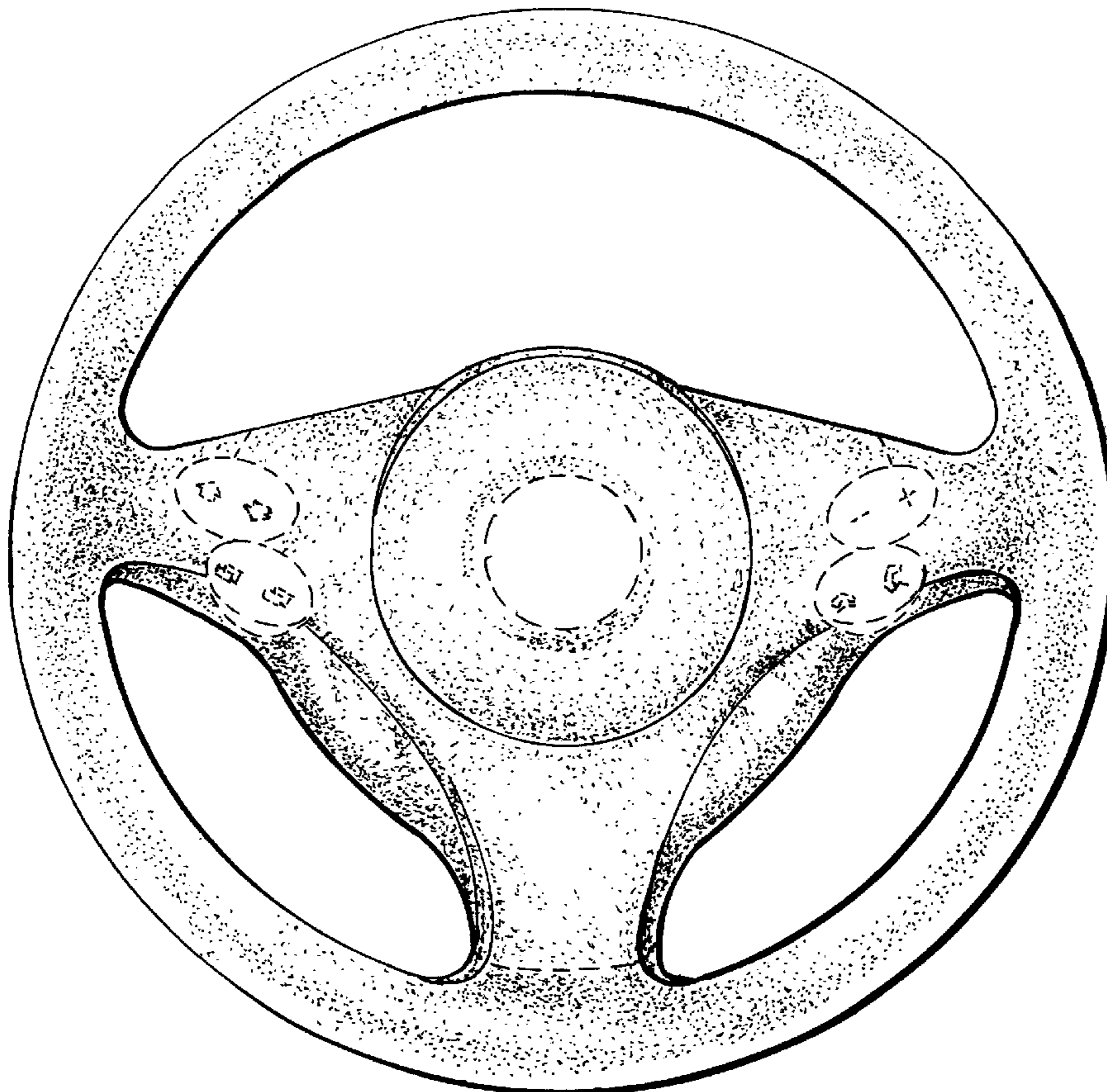
The broken lines included depict environment and are not part of the claimed design.

(56) **References Cited**

U.S. PATENT DOCUMENTS

D398,569 S * 9/1998 Sacco et al. D12/176

1 Claim, 1 Drawing Sheet



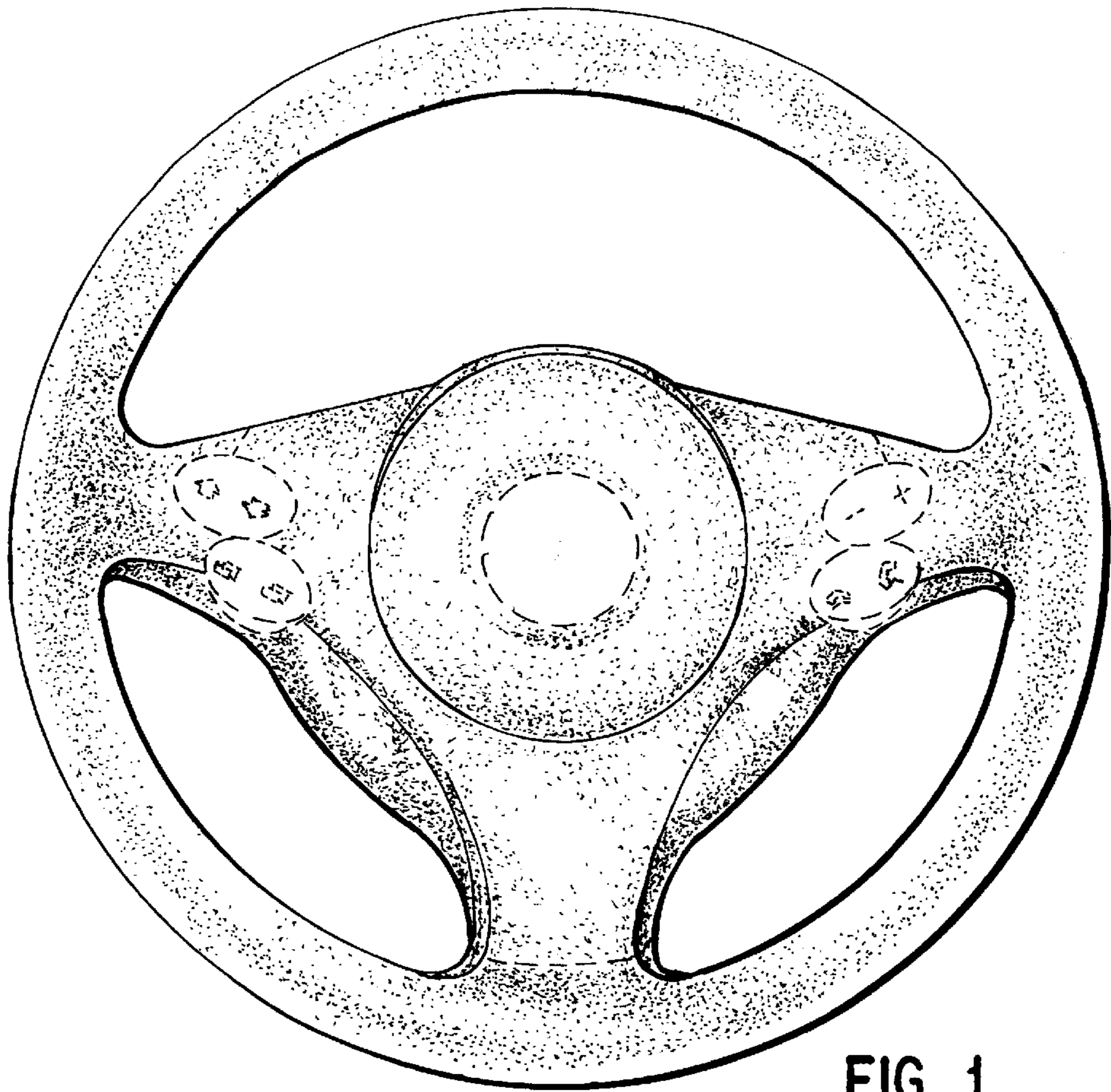


FIG. 1

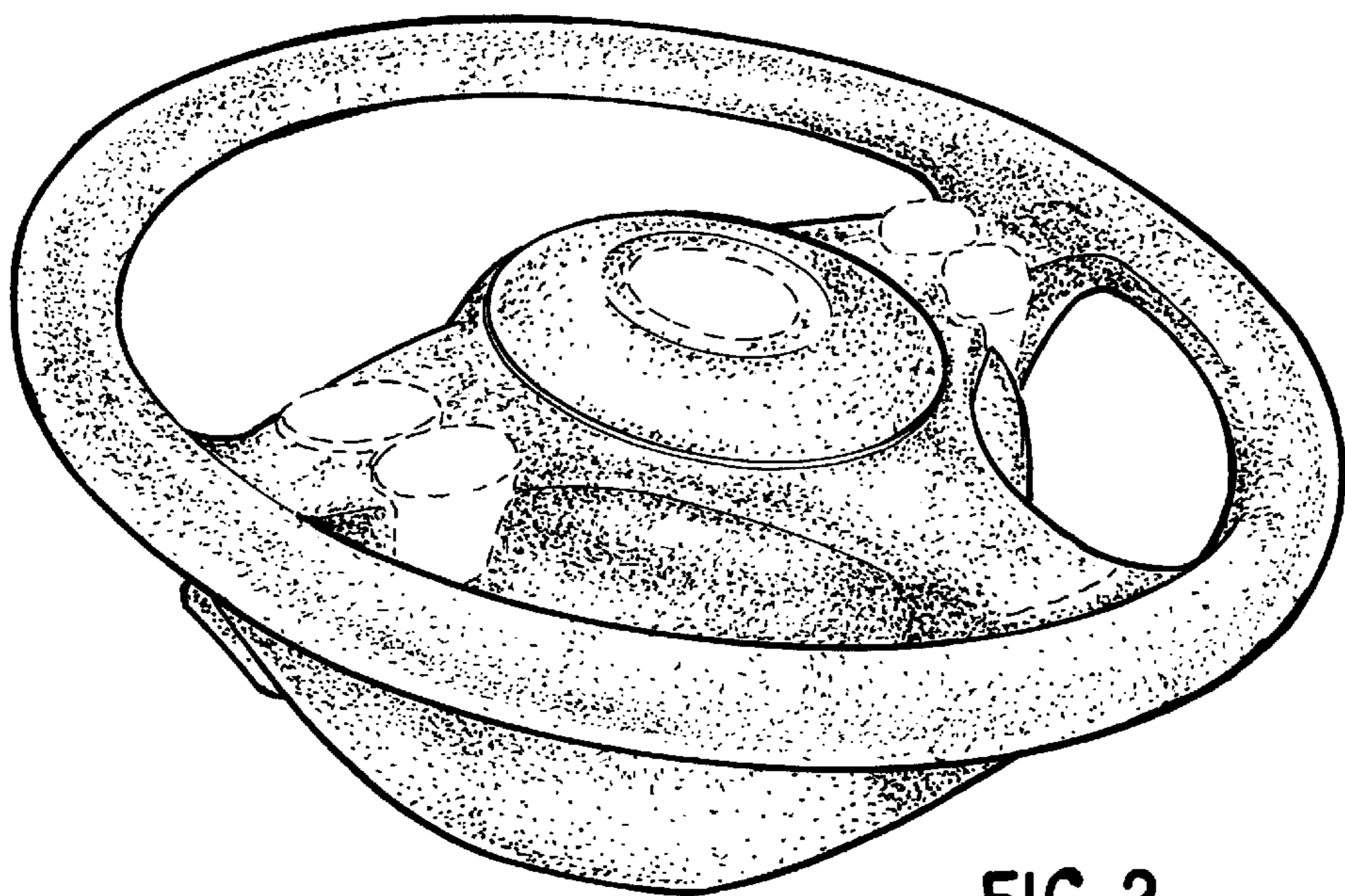


FIG. 2