



US00D475650S

(12) **United States Design Patent**
Wueste

(10) **Patent No.:** **US D475,650 S**

(45) **Date of Patent:** **** Jun. 10, 2003**

(54) **BRILLIANT-CUT DIAMOND**

D453,120 S * 1/2002 Cheng D11/90

(75) Inventor: **Robert J. Wueste**, Oceanside, CA (US)

OTHER PUBLICATIONS

(73) Assignee: **Samuel Aaron, Inc.**, Long Island City, NY (US)

Unique Designs, Fine Designer Jewelry & Art Glass, "144 Facet Diamond", World's Most Brilliant Diamond.
Buying Basics, "Revolutionary New Diamond Cuts Add Spice to Engagement Rings".

(**) Term: **14 Years**

* cited by examiner

(21) Appl. No.: **29/156,012**

Primary Examiner—Ralf Seifert

(22) Filed: **Feb. 22, 2002**

(74) *Attorney, Agent, or Firm*—Cohen, Pontani, Lieberman & Pavane

(51) **LOC (7) Cl.** **11-01**

(52) **U.S. Cl.** **D11/90**

(58) **Field of Search** D11/1, 2, 79-92,
D11/23, 34, 42; 63/26-32, 1.11, 2-4, 20,
15, 15.1-15.8; 451/41; 428/15

(57) **CLAIM**

The ornamental design for a brilliant-cut diamond, as shown and described.

(56) **References Cited**

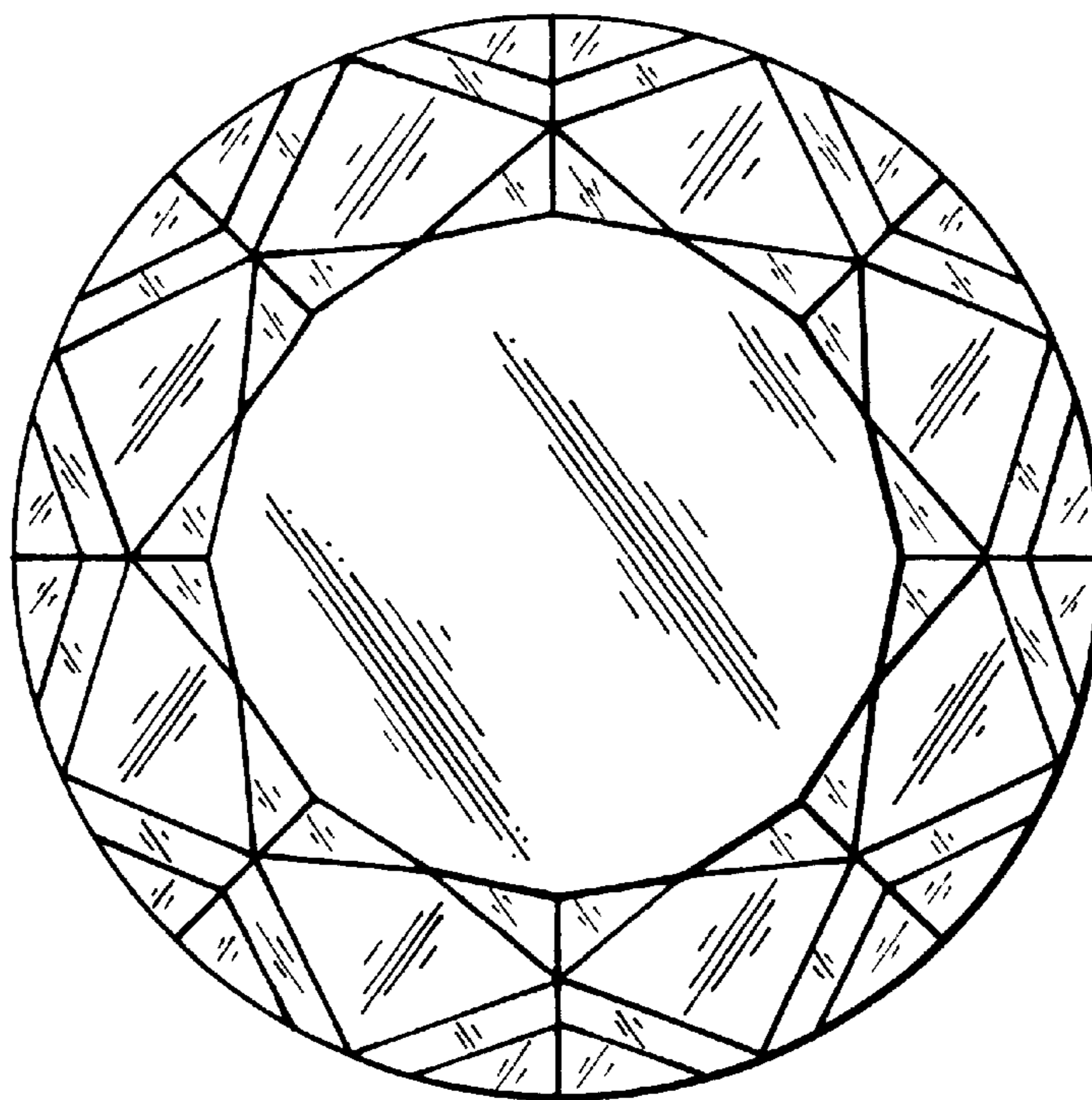
DESCRIPTION

U.S. PATENT DOCUMENTS

2,364,031 A	11/1944	Sudarov	
3,286,486 A	11/1966	Huisman et al.	
3,585,764 A	6/1971	Huisman et al.	51/283
3,763,665 A	10/1973	Polakiewicz	63/32
3,788,097 A	1/1974	Elbe	63/32
4,306,427 A	12/1981	Urban	63/32
5,186,024 A	2/1993	Waters, Jr.	63/32
5,462,474 A	10/1995	Hansen	451/41
5,612,102 A	3/1997	Nakama	428/15
5,657,647 A	8/1997	Freiesleben	63/32
D414,133 S	9/1999	Parker	D11/90
D439,542 S	* 3/2001	Turner et al.	D11/90
6,305,193 B1	* 10/2001	Cheng	63/32

FIG. 1 is a top plan view of a brilliant-cut diamond according to a first embodiment of my new design;
FIG. 2 is a side elevational view of a brilliant-cut diamond according to the first embodiment;
FIG. 3 is a bottom plan view of a brilliant-cut diamond according to the first embodiment;
FIG. 4 is a top plan view of a brilliant-cut diamond according to a second embodiment of my new design;
FIG. 5 is a side elevational view of a brilliant-cut diamond according to the second embodiment; and,
FIG. 6 is a bottom plan view of a brilliant-cut diamond according to the second embodiment.

1 Claim, 2 Drawing Sheets



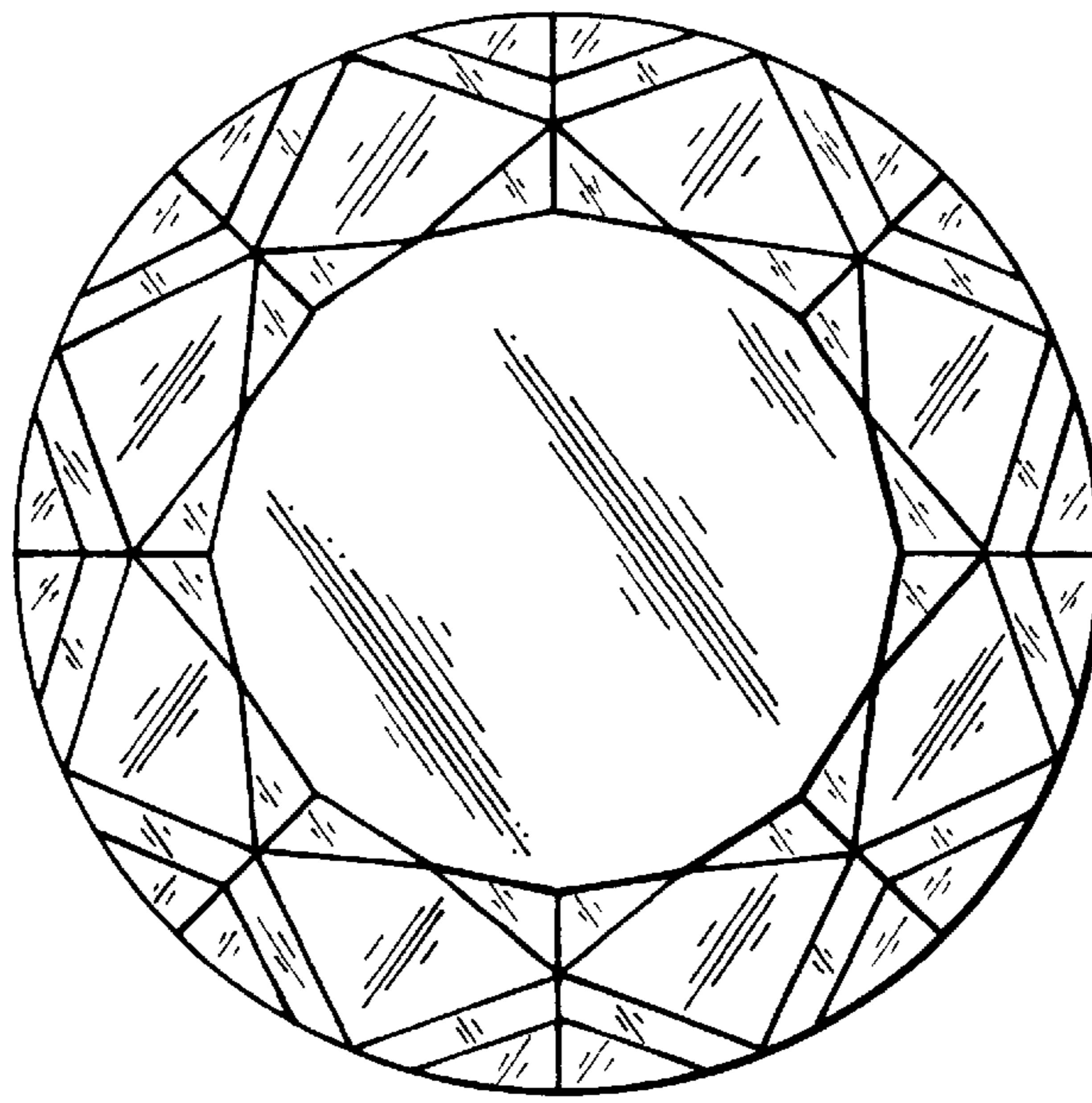


FIG. 1

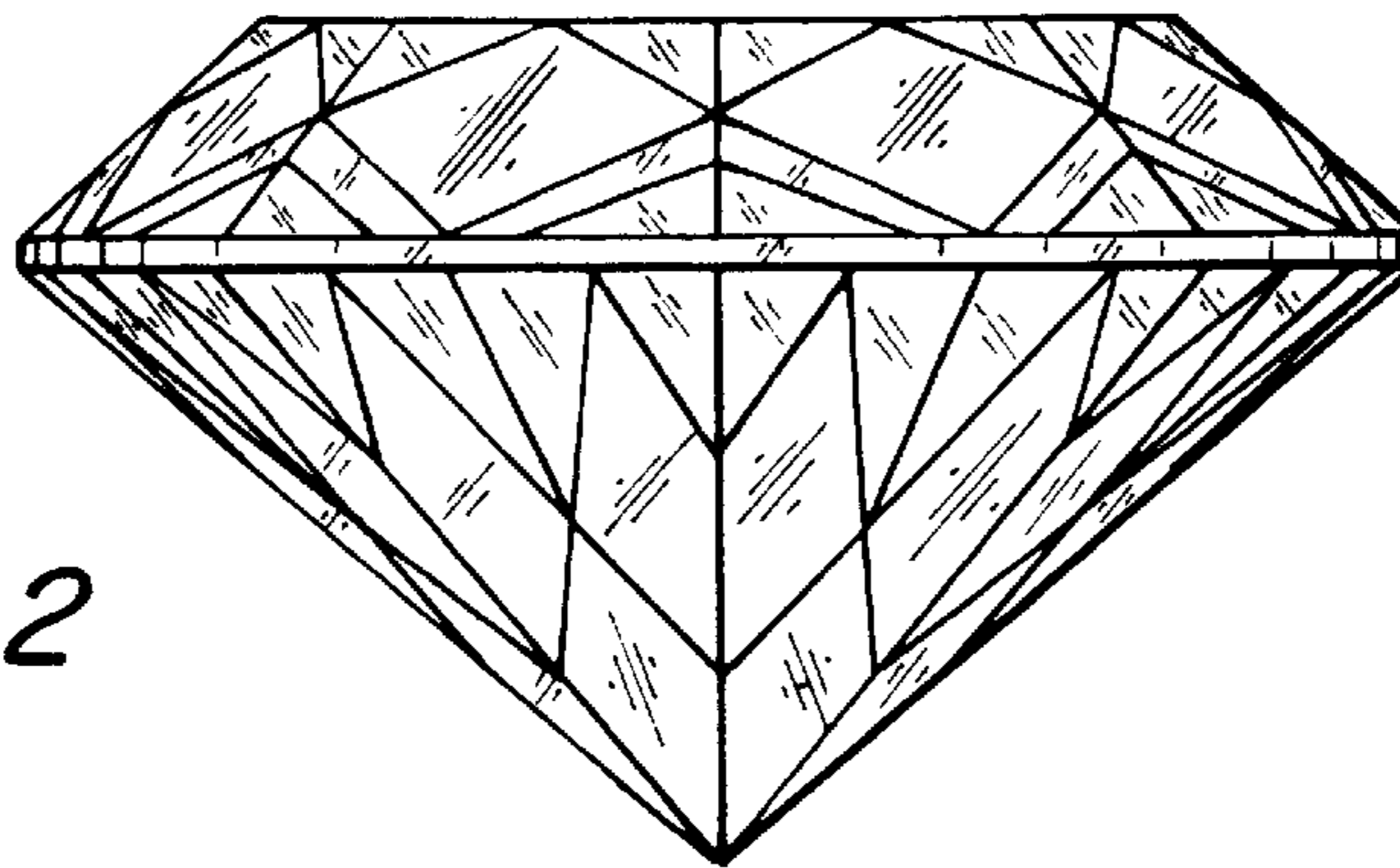


FIG. 2

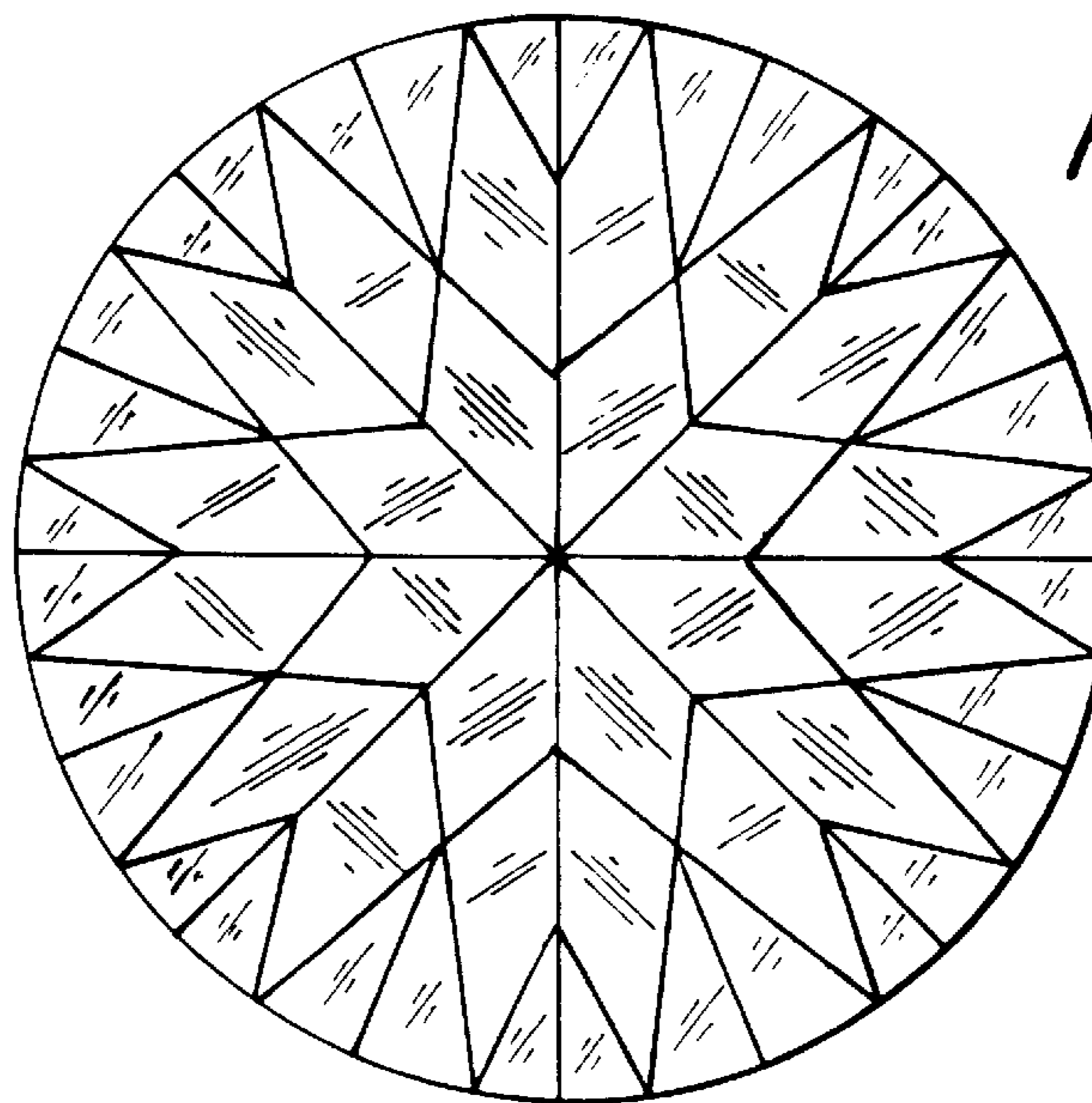


FIG. 3

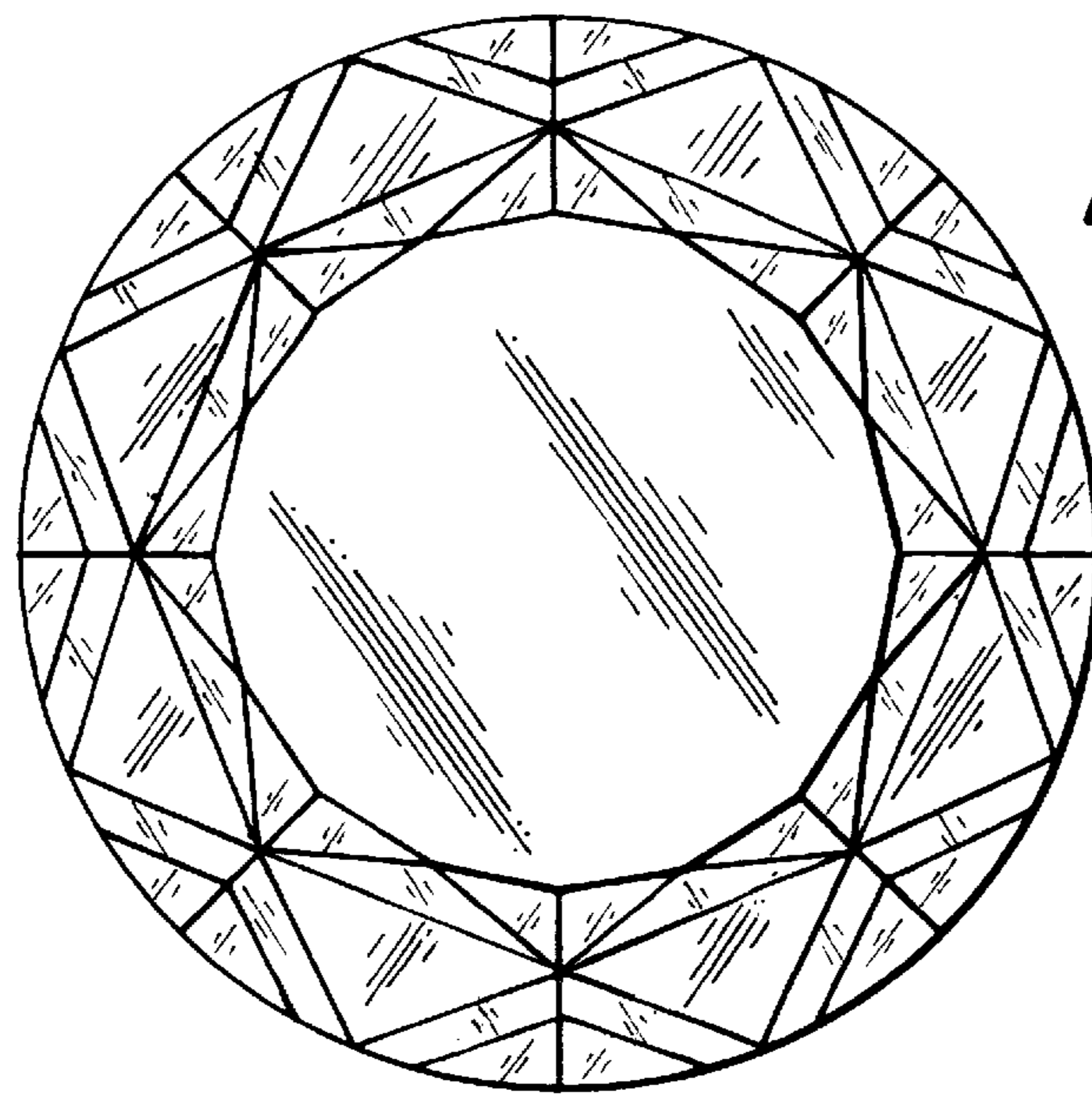


FIG. 4

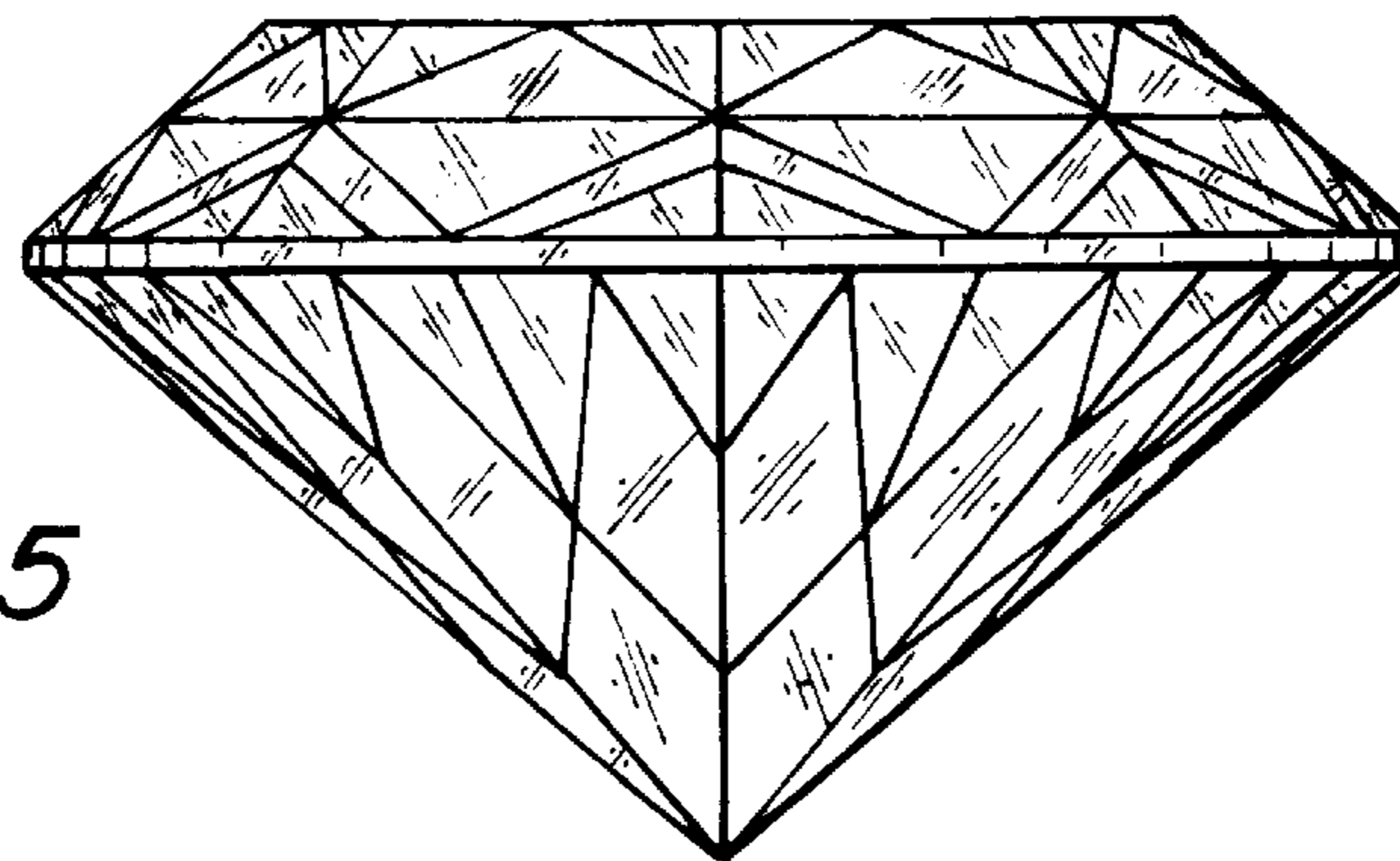


FIG. 5




FIG. 6