



US00D475648S

(12) **United States Design Patent**
Schlieger

(10) **Patent No.:** **US D475,648 S**

(45) **Date of Patent:** **** Jun. 10, 2003**

(54) **FINGER RING**

(76) **Inventor:** **Suzanne M. Schlieger**, 8428 SW. 118th St., New Richland, MN (US) 56072

(**) **Term:** **14 Years**

(21) **Appl. No.:** **29/154,199**

(22) **Filed:** **Jan. 22, 2002**

(51) **LOC (7) Cl.** **11-01**

(52) **U.S. Cl.** **D11/26**

(58) **Field of Search** D11/26-39, 1, D11/3-4, 56; 63/15, 15.1, 15.2, 15.3, 15.4, 15.45, 15.5, 15.6, 15.65, 15.7, 15.8, 26-28, 3

(56) **References Cited**

U.S. PATENT DOCUMENTS

D35,744 S	*	2/1902	Wottstein	D11/35
D48,232 S	*	11/1915	Rosenberger	D11/32
D61,913 S	*	2/1923	Kaufman	D11/34
D63,917 S	*	2/1924	Schnelling	D11/34
D81,976 S	*	9/1930	Granat	D11/34
D102,913 S	*	9/1930	Lampert	D11/26
D84,286 S	*	6/1931	Gross	D11/34
D84,411 S	*	6/1931	Goldman	D11/34
D108,540 S	*	2/1938	Granat	D11/34
D137,743 S	*	4/1944	Frackman	D11/36
D167,120 S	*	6/1952	Sorrentino	D11/34
D177,596 S	*	5/1956	Silver	D11/26
D415,711 S	*	10/1999	Pasquetti	D11/26
D432,938 S	*	10/2000	Vardakis et al.	D11/26

D445,056 S	*	7/2001	Haquet	D11/26
6,260,383 B1	*	7/2001	Warren et al.	63/15
D446,470 S	*	8/2001	Itzkowitz	D11/26
D450,009 S	*	11/2001	Molfese	D11/26

OTHER PUBLICATIONS

Platinum Guild International USA catalog; Platinum Edition IV; 1996; p. 20; Ring lower left corner on page.*
Platinum Guild International USA catalog; Platinum Edition VI; 1998; p. 92; Ring lower center on page.*

* cited by examiner

Primary Examiner—Cathy Anne MacCormac

(57) **CLAIM**

The ornamental design for a finger ring, as shown.

DESCRIPTION

FIG. 1 is a perspective view of a finger ring showing my new design;

FIG. 2 is a front elevational view, the rear elevational view being identical thereto;

FIG. 3 is a left side elevational view, the right side elevational view being identical thereto;

FIG. 4 is a top plan view;

FIG. 5 is a bottom plan view; and,

FIG. 6 is an enlarged fragmentary cross-sectional view taken on line 6—6 of FIG. 2.

The broken lines showing a gemstone in FIGS. 1, 2, 3 and 4 are for purposes of illustration only and form no part of the claimed design.

1 Claim, 1 Drawing Sheet


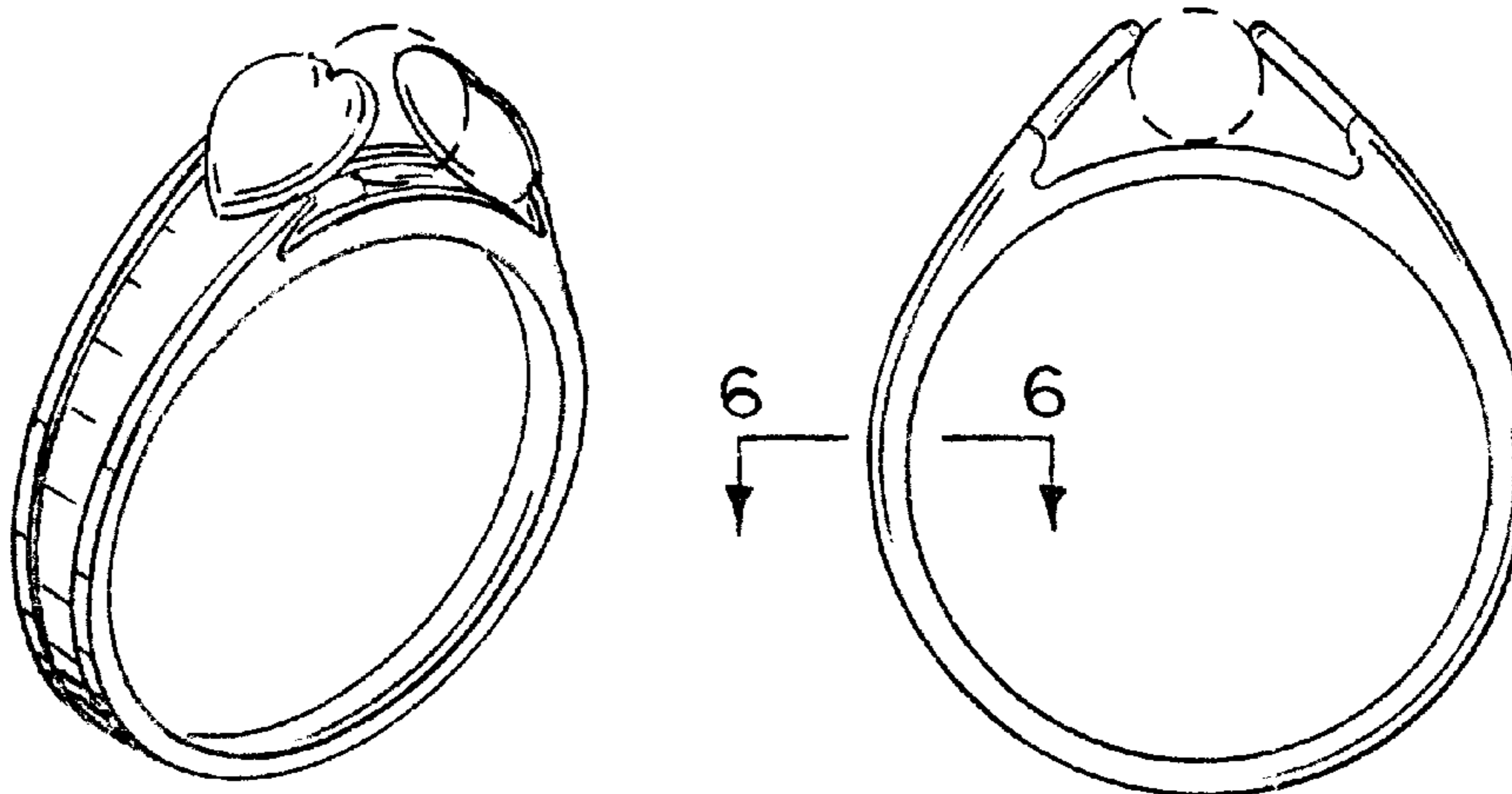


FIG. 1

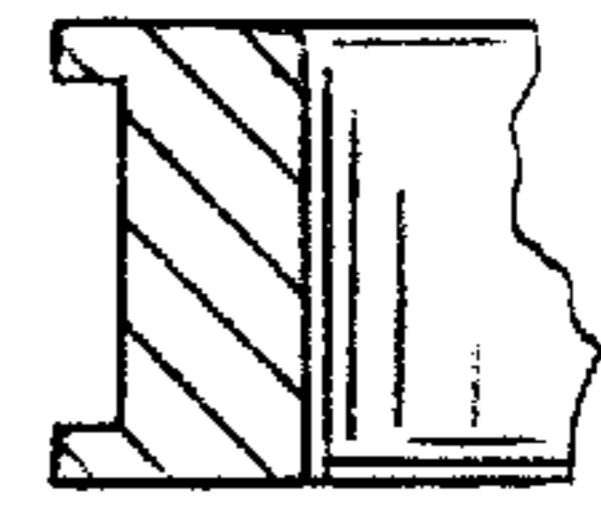
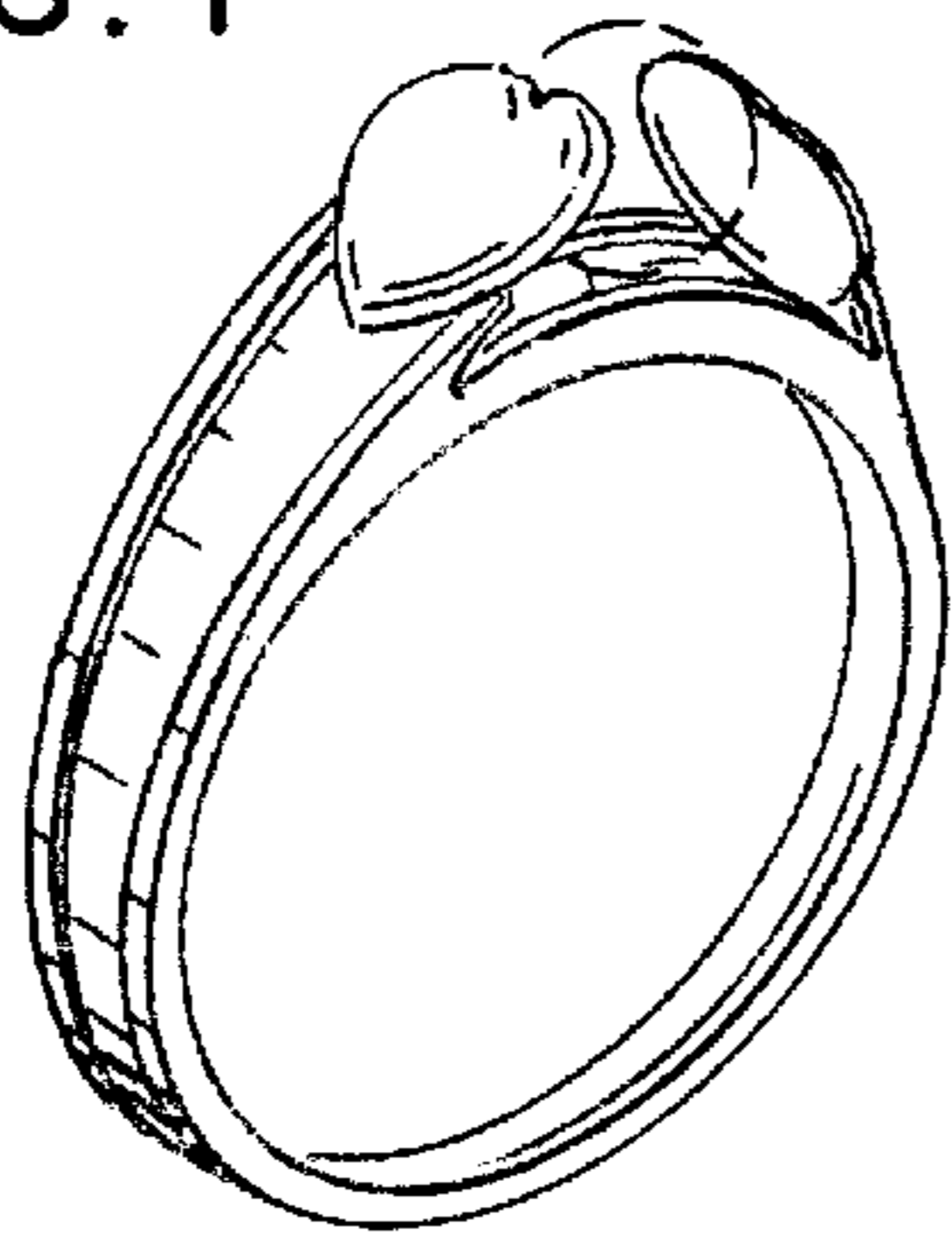


FIG. 6

FIG. 2

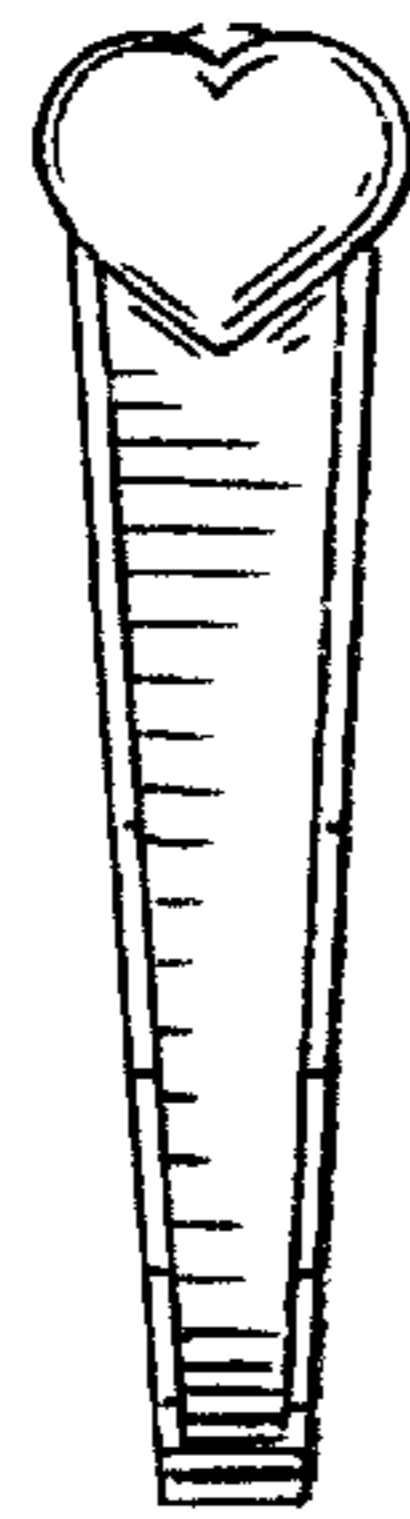
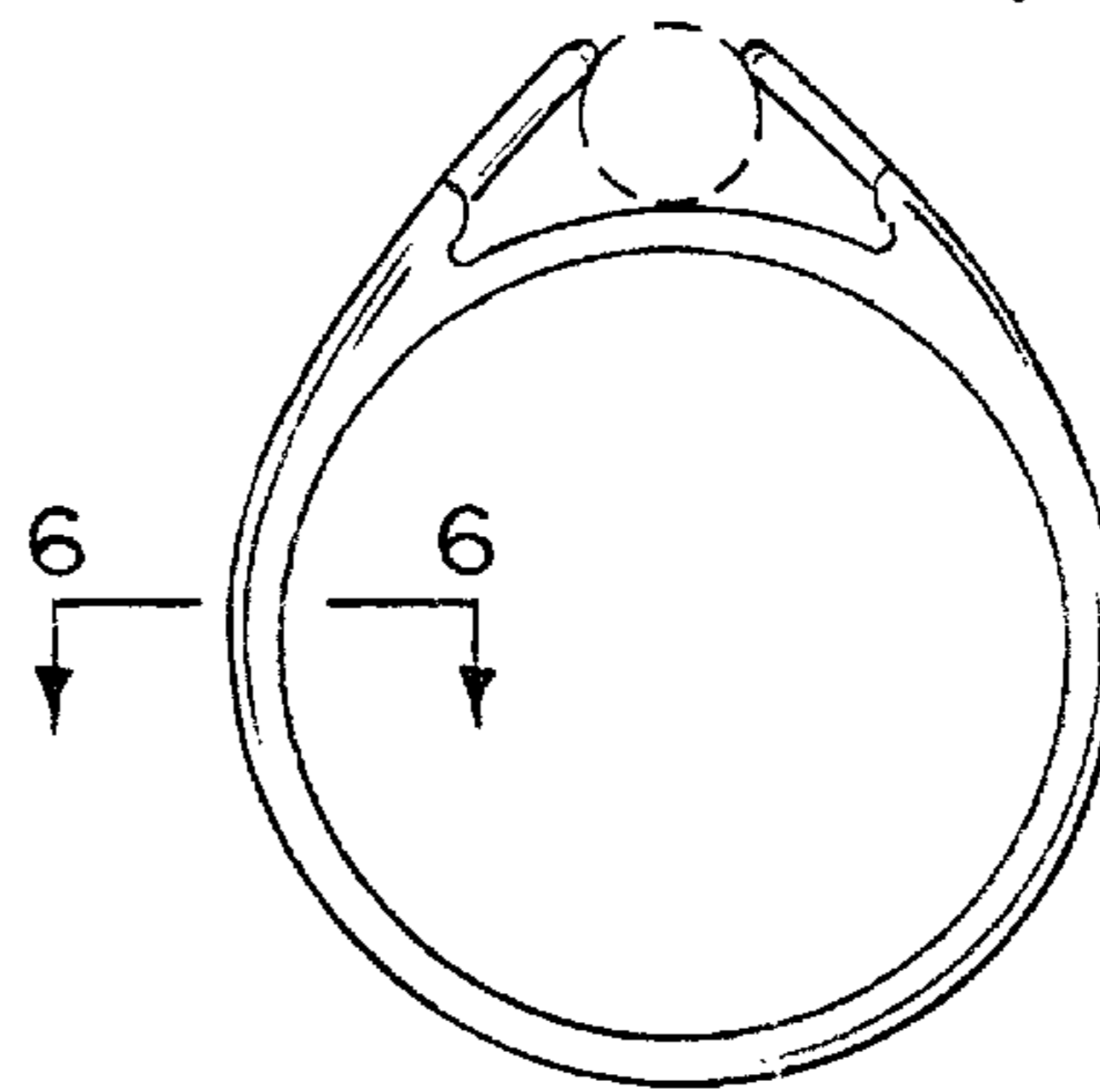


FIG. 3




FIG. 4

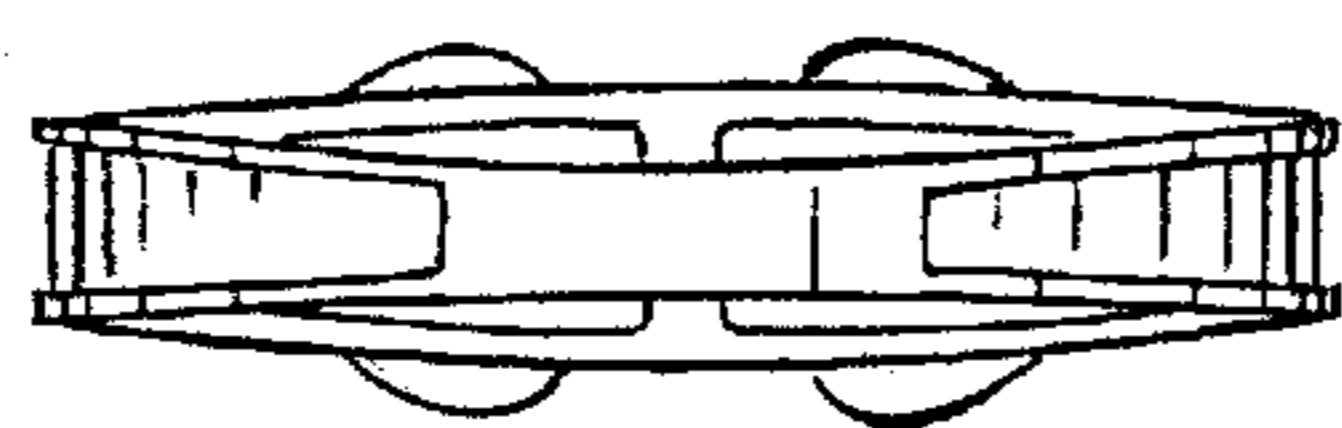


FIG. 5