



US00D475645S

(12) **United States Design Patent**
Hoonsbeen

(10) **Patent No.:** **US D475,645 S**

(45) **Date of Patent:** **** Jun. 10, 2003**

(54) **HAND-HELD REMOTE**

6,505,101 B1 * 1/2003 Brill 701/2

(76) Inventor: **Gary Hoonsbeen**, 2420 Niagara La.,
Plymouth, MN (US) 55447

* cited by examiner

(**) Term: **14 Years**

Primary Examiner—Antoine Duval Davis
(74) *Attorney, Agent, or Firm*—Kinney & Lange, P.A.

(21) Appl. No.: **29/165,493**

(57) **CLAIM**

(22) Filed: **Aug. 12, 2002**

The ornamental design for a hand-held remote, as shown and described.

(51) **LOC (7) Cl.** **10-05**

DESCRIPTION

(52) **U.S. Cl.** **D10/104**

(58) **Field of Search** D10/104, 106;
701/2; 342/357.07, 457.69, 70; 340/425.5,
426, 825.69; 307/10.6, 10.4

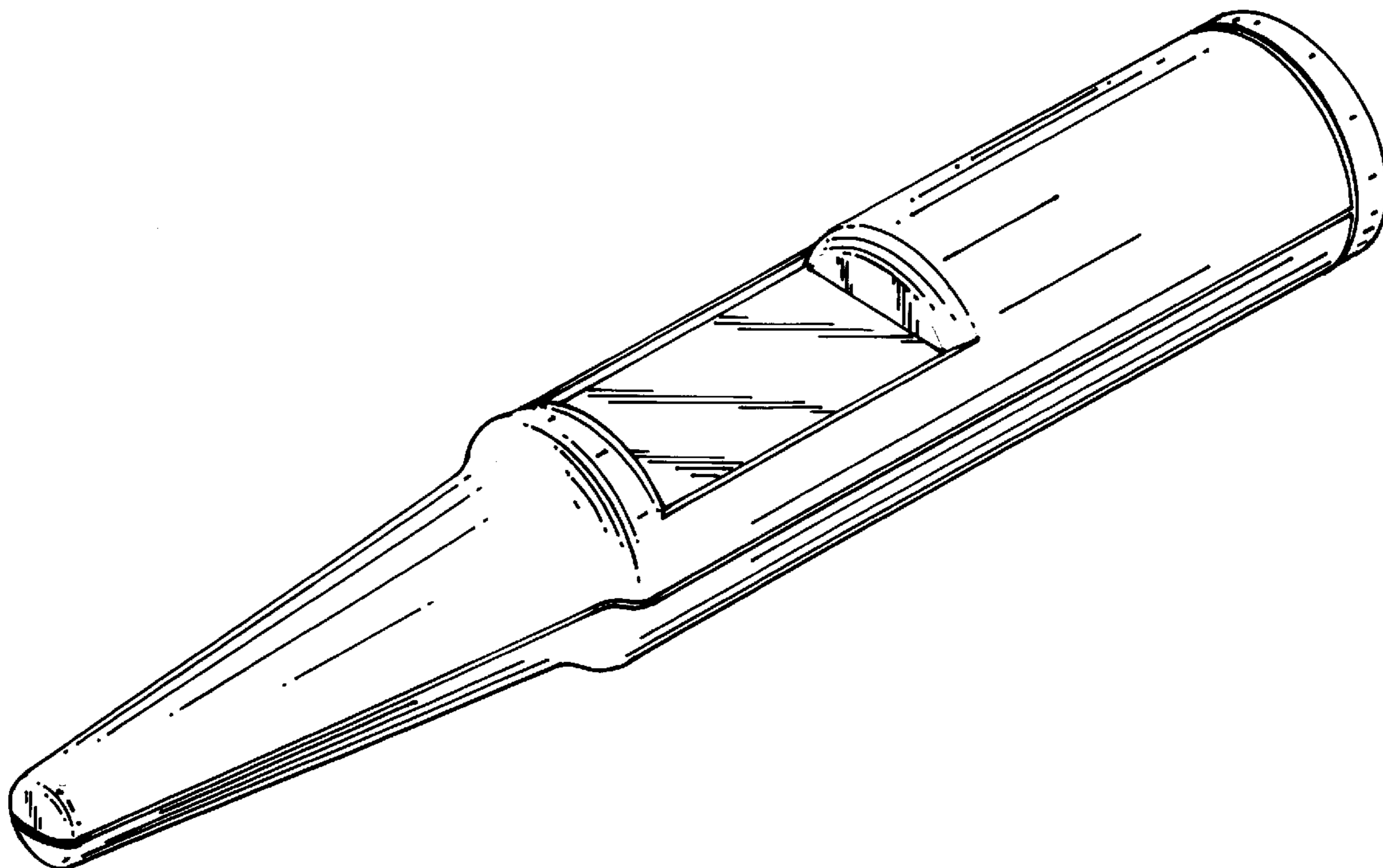
FIG. 1 is a perspective view;
FIG. 2 is a top plan view;
FIG. 3 is a front elevational view;
FIG. 4 is a right side view;
FIG. 5 is a left side view;
FIG. 6 is a rear side view; and,
FIG. 7 is a bottom plan view.

(56) **References Cited**

U.S. PATENT DOCUMENTS

D406,779 S * 3/1999 Pinardi et al. D10/104
6,147,418 A * 11/2000 Wilson 307/10.6

1 Claim, 2 Drawing Sheets



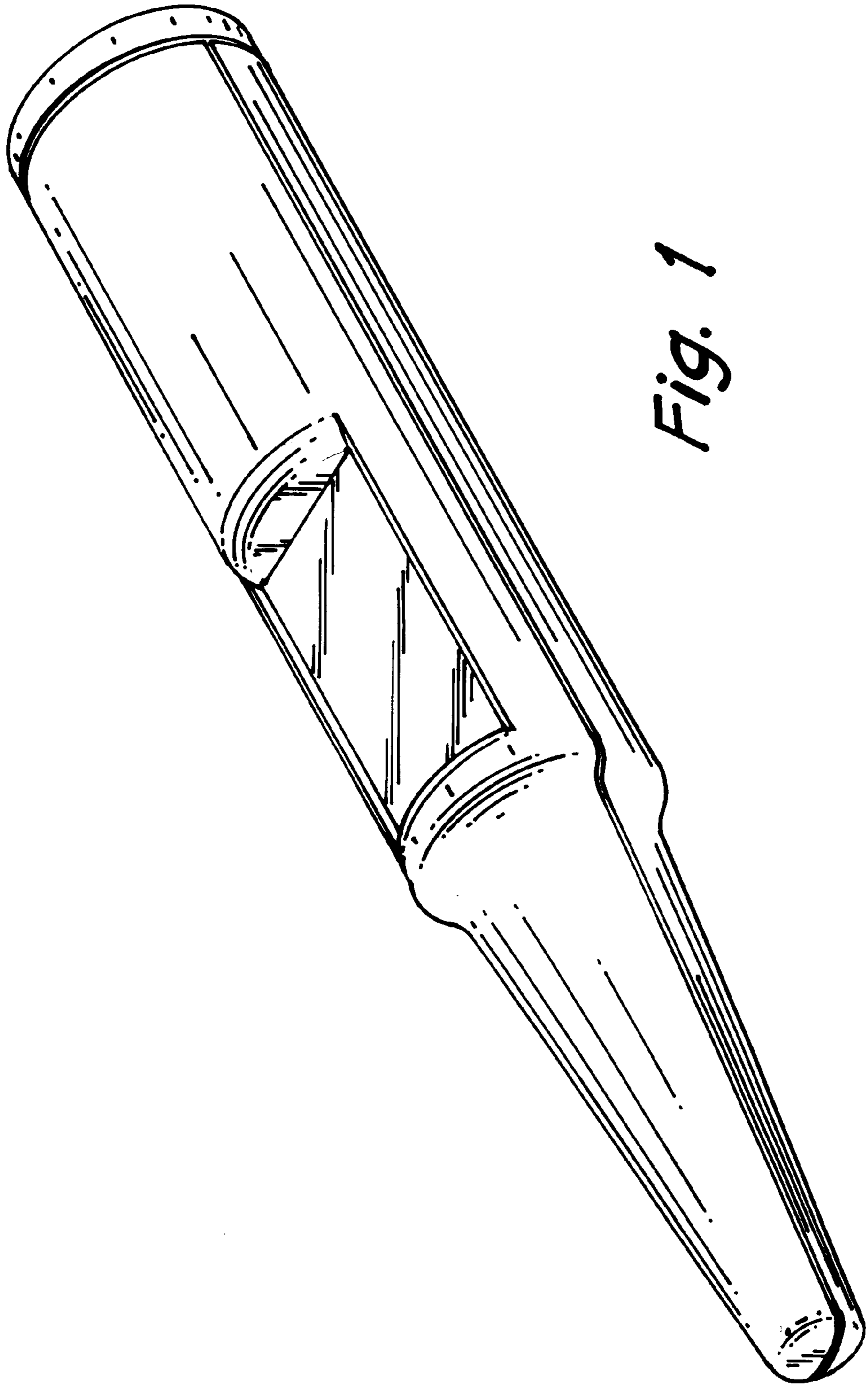


Fig. 1

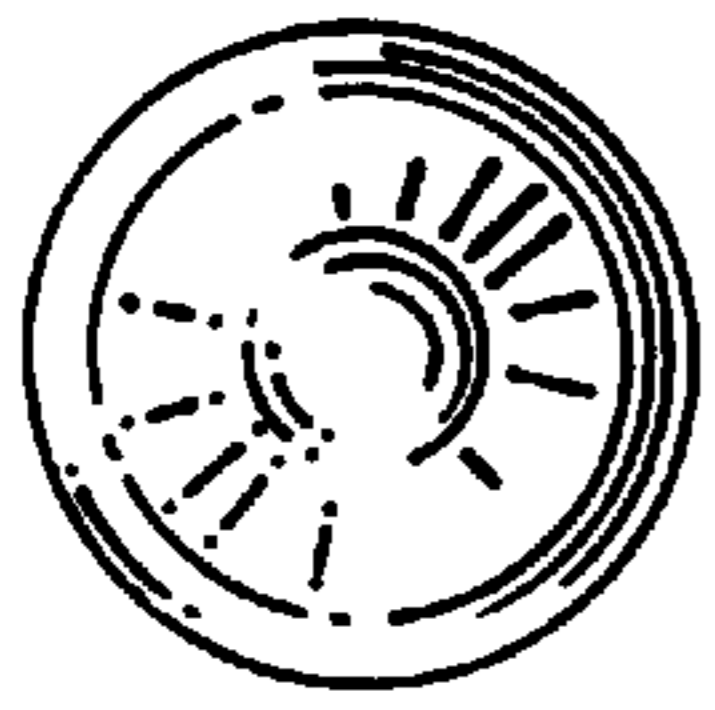


Fig. 3

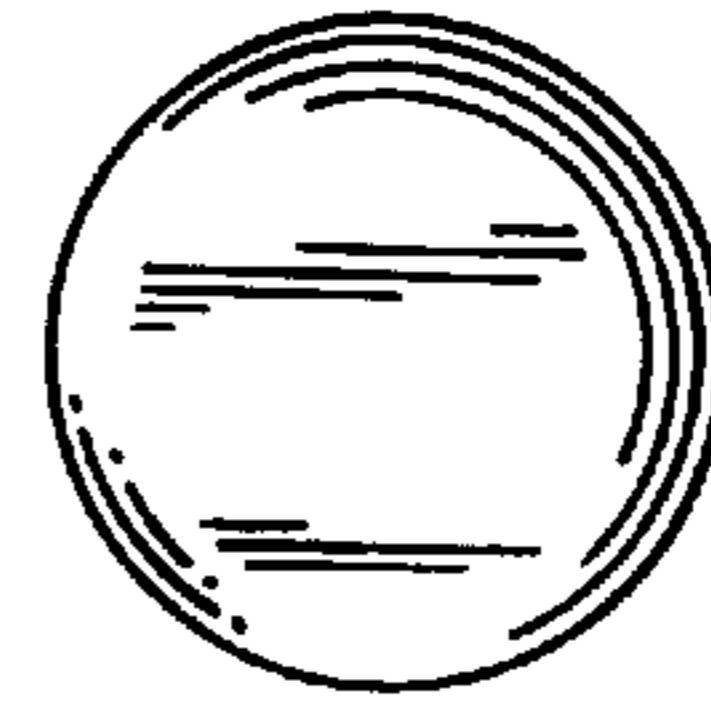


Fig. 6




Fig. 2




Fig. 4



Fig. 5

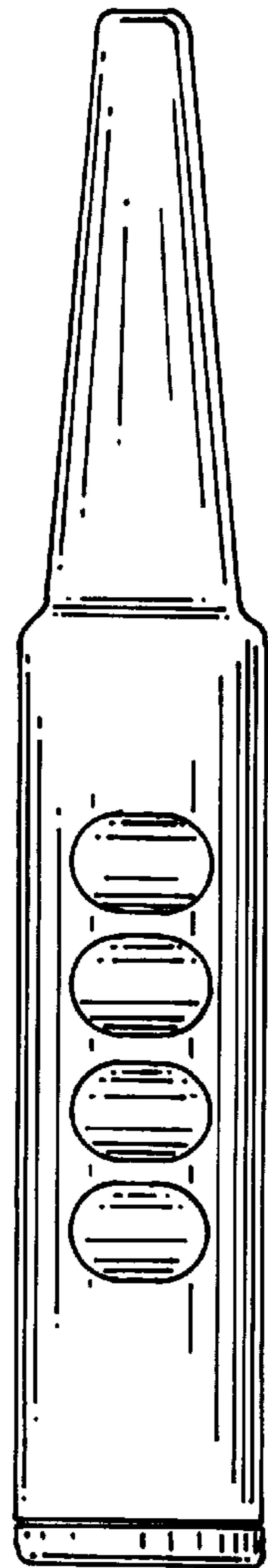


Fig. 7