



US00D475638S

(12) **United States Design Patent**
Modolo

(10) **Patent No.:** **US D475,638 S**

(45) **Date of Patent:** **** Jun. 10, 2003**

(54) **WATCH**

D434,679 S * 12/2000 Dumas D10/39
D450,600 S * 11/2001 Scarinzi D10/32

(75) Inventor: **Dino Modolo**, La Chaux-de-Fonds
(CH)

OTHER PUBLICATIONS

(73) Assignee: **Luxury Timepieces International SA**
(CH)

Jeweler's Circular—Keystone Jun. 1979—p. 112—watches
at bottom-left and second from right-top.*

(**) Term: **14 Years**

* cited by examiner

(21) Appl. No.: **29/162,175**

Primary Examiner—Nelson C. Holtje

(22) Filed: **Jun. 12, 2002**

(74) *Attorney, Agent, or Firm*—Sughrue Mion, PLLC

(30) **Foreign Application Priority Data**

(57) **CLAIM**

Dec. 13, 2001 (XH) DMA/005 543

The ornamental design for a watch, as shown.

(51) **LOC (7) Cl.** **10-02**

DESCRIPTION

(52) **U.S. Cl.** **D10/39**

FIG. 1 is a perspective view of the front and one side of a
watch showing my new design;
FIG. 2 is a front view thereof;
FIG. 3 is a rear view thereof;
FIG. 4 is a right side view thereof;
FIG. 5 is a left side view thereof;
FIG. 6 is an end view of one end thereof; and,
FIG. 7 is an end view of an opposite end thereof.

(58) **Field of Search** D10/30-39; 368/280-282,
368/276-277, 285

(56) **References Cited**

U.S. PATENT DOCUMENTS

3,735,585 A * 5/1973 Takagi 368/281
D388,338 S * 12/1997 Giardiello D10/39

1 Claim, 2 Drawing Sheets



FIG. 1




FIG. 2



FIG. 3




FIG. 4




FIG. 6




FIG. 5




FIG. 7

