



US00D475632S

(12) **United States Design Patent**
Cooper

(10) **Patent No.:** **US D475,632 S**

(45) **Date of Patent:** **** *Jun. 10, 2003**

(54) **SIDEWALL DETAIL FOR A BEVERAGE BOTTLE**

5,713,219 A * 2/1998 Itzkowitz 63/26

* cited by examiner

(75) Inventor: **John A. Cooper**, Philadelphia, PA (US)

Primary Examiner—Ralf Seifert

(73) Assignee: **Chatam International, Incorporated**,
Wilmington, DE (US)

(74) *Attorney, Agent, or Firm*—Paul & Paul

(*) Notice: This patent is subject to a terminal disclaimer.

(57) **CLAIM**

The ornamental design of a sidewall detail for a beverage bottle, as shown and described.

(**) Term: **14 Years**

DESCRIPTION

(21) Appl. No.: **29/164,983**

FIG. 1 is a front view of a sidewall detail for a beverage bottle. .

(22) Filed: **Aug. 2, 2002**

FIG. 2 is an enlarged front view of the sidewall detail for a beverage bottle of FIG. 1.

(51) **LOC (7) Cl.** **09-07**

FIG. 3 is a right side view of the sidewall detail for a beverage bottle of FIGS. 2, taken along the line III—III of FIG. 2, the left sideview of which is a mirror image thereof.

(52) **U.S. Cl.** **D9/551; D9/564; D11/90**

FIG. 4 is a bottom view of the sidewall detail for a beverage bottle of FIG. 2, taken along the line IV—IV of FIG. 2.

(58) **Field of Search** D11/1, 2, 26–29,
D11/89–92; 63/26–28, 32; D20/37; D9/516,
434, 320, 307, 572, 551, 564

FIG. 5 is a top view of the sidewall detail for a beverage bottle of FIG. 2, taken along the line V—V of FIG. 2; and, FIG. 6 is a rear view of the sidewall detail for a beverage bottle of FIG. 2.

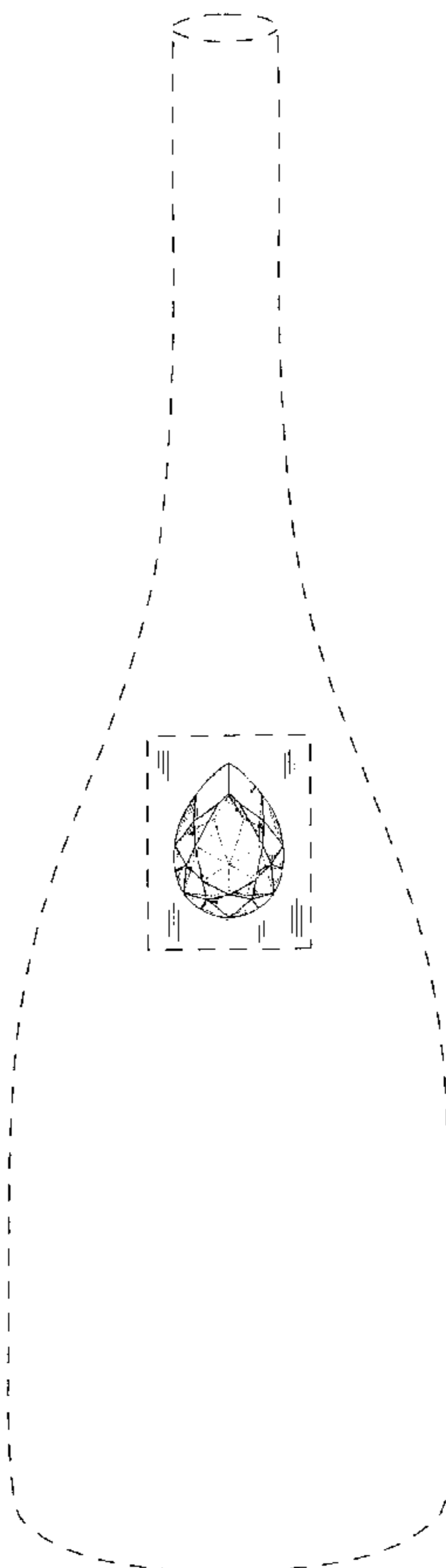
(56) **References Cited**

The dotted lines illustrate environmental structure and do not form part of the design.

U.S. PATENT DOCUMENTS

D217,229 S	*	4/1970	Onthank	D9/320
D269,592 S	*	7/1983	Barney	D9/572
D277,936 S	*	3/1985	Tobias	D9/307
D308,477 S	*	6/1990	Ordell	D9/320

1 Claim, 6 Drawing Sheets



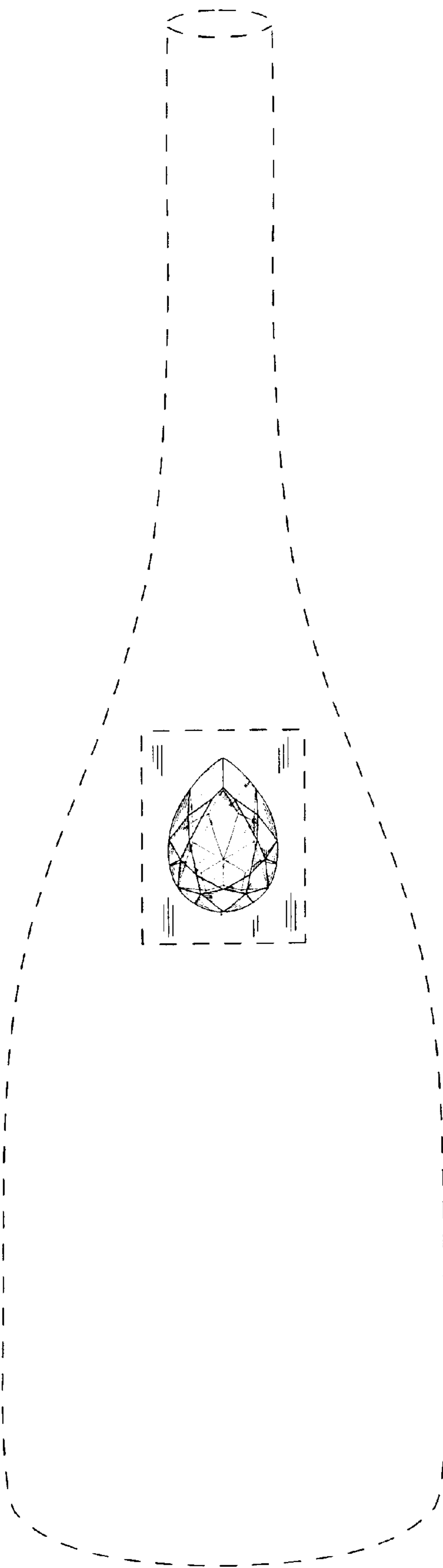


FIG. 1

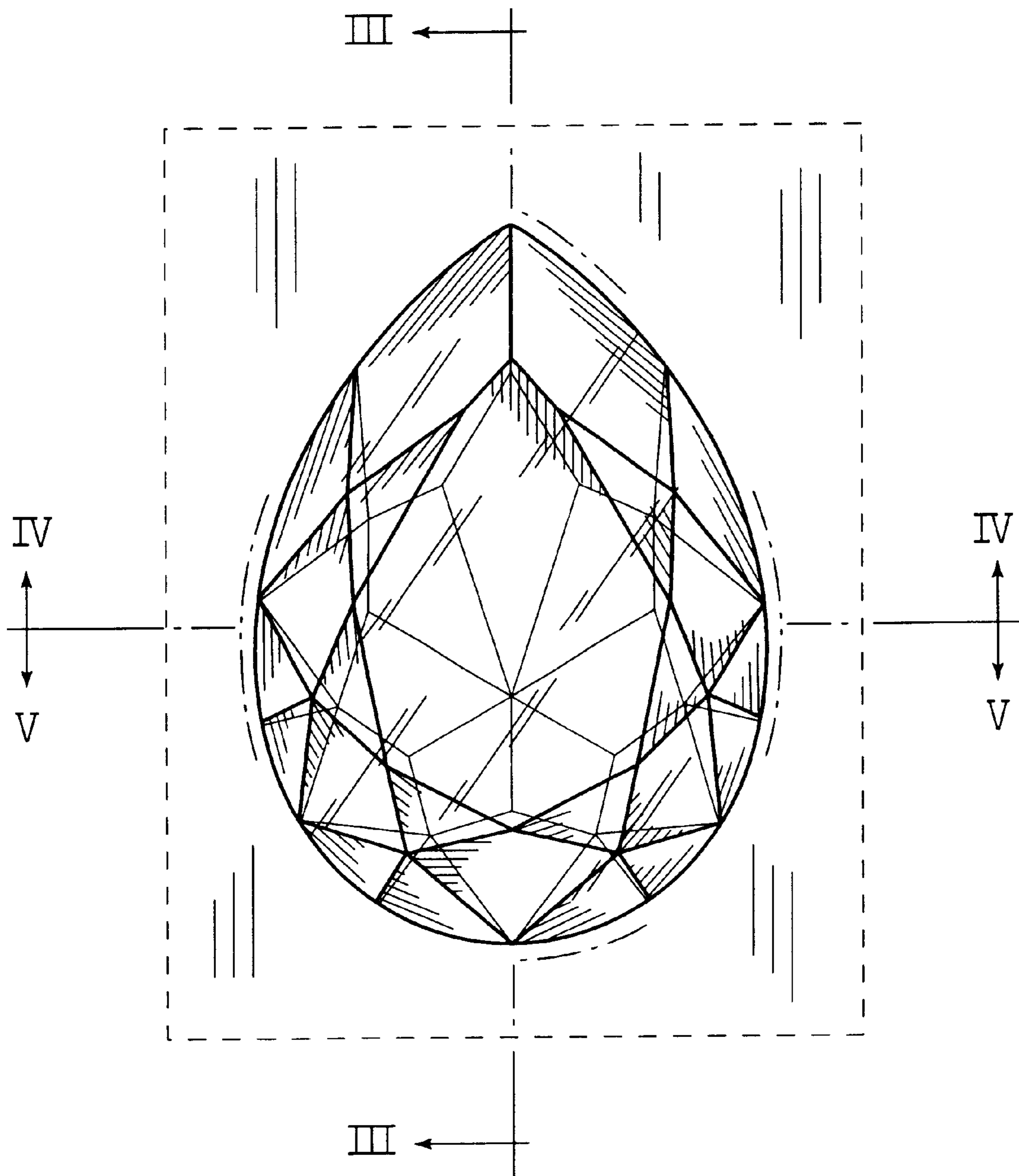


FIG. 2

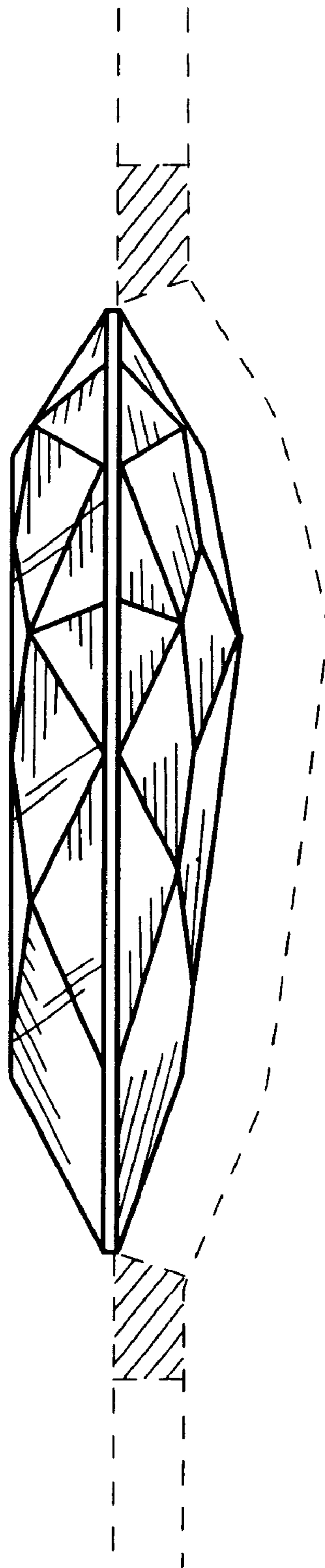


FIG. 3

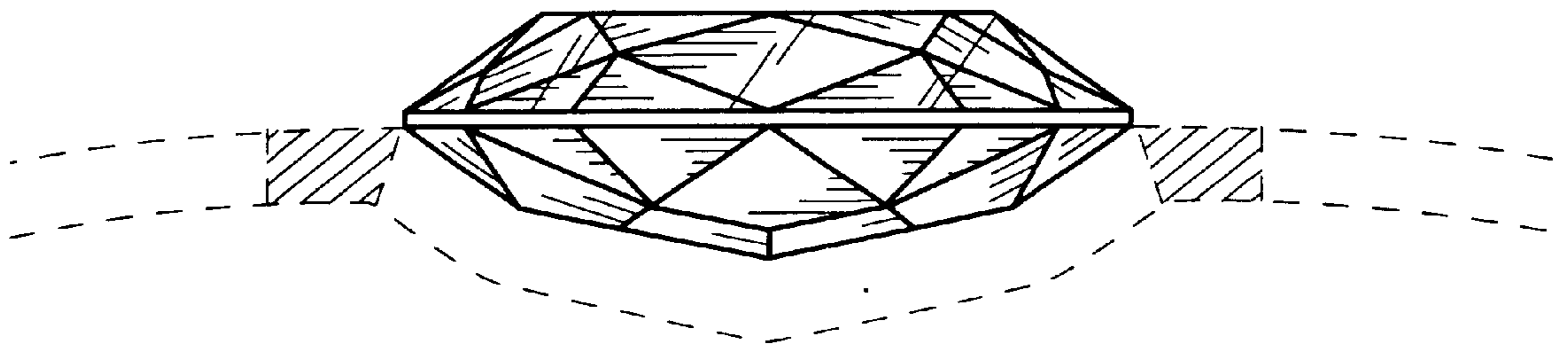


FIG. 4

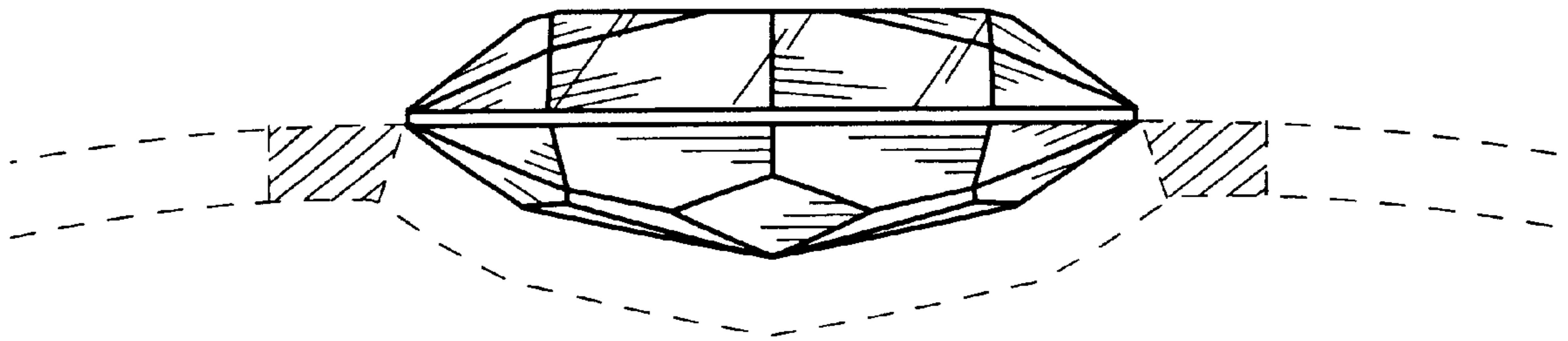


FIG. 5

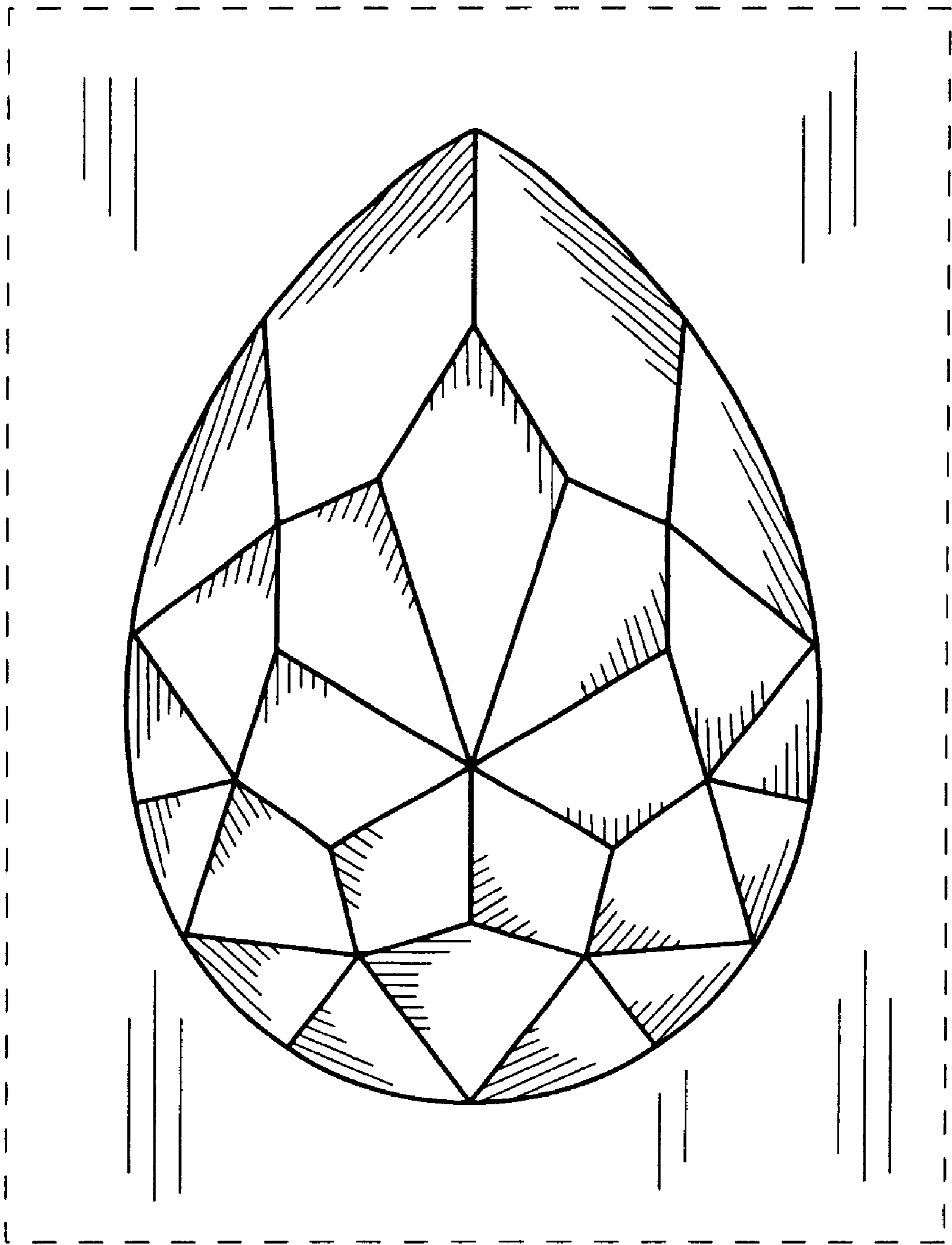


FIG. 6