



US00D475605S

(12) **United States Design Patent**
Kelleghan

(10) **Patent No.:** **US D475,605 S**

(45) **Date of Patent:** **** Jun. 10, 2003**

(54) **FISH HOOK SHAPED CARABINER**

(75) **Inventor:** **Brian James Kelleghan**, Longmont,
CO (US)

(73) **Assignee:** **Bison Designs, L.L.C.**, Longmont, CO
(US)

(**) **Term:** **14 Years**

(21) **Appl. No.:** **29/165,100**

(22) **Filed:** **Aug. 5, 2002**

(51) **LOC (7) Cl.** **08-05**

(52) **U.S. Cl.** **D8/356**

(58) **Field of Search** D1/104, 120, 126;
D8/333, 356, 367, 370, 383; D11/133, 157,
200, 211; D22/144; 24/583.1, 587.1, 588.1,
588.11, 594.11, 598.1, 598.2, 598.3, 598.4,
599.1, 599.2, 599.3, 599.5, 599.6, 599.7,
599.8, 599.9, 600.1, 600.3, 600.9, 601.5;
248/231.9, 231.91, 925; 294/82.17, 82.19,
82.2; 428/7, 13, 29

(56) **References Cited**

U.S. PATENT DOCUMENTS

805,486 A	11/1905	Rosenheimer	
842,594 A	1/1907	Vleck	
997,630 A	7/1911	Glozenski	
D42,306 S	3/1912	Sommer	
D44,226 S	6/1913	Vaughan	
D46,298 S	8/1914	Sommer	
D46,762 S	12/1914	Vaughan	
D47,144 S	3/1915	Pfister	
D57,662 S	4/1921	Kingston et al.	
1,513,400 A	10/1924	Koski	
D85,035 S	9/1931	Ekstedt	
D127,727 S	6/1941	Pietrzyk	
D143,233 S	12/1945	Moore	
2,513,256 A *	6/1950	Sonnenburg	24/599.7
D159,984 S	9/1950	Jackson	
2,542,329 A	2/1951	Hammond et al.	
2,651,134 A	9/1953	Kemmerer	
2,962,833 A *	12/1960	Stinson	D22/144

D196,251 S	9/1963	Piel
3,333,359 A	8/1967	Barker, Jr.
D222,659 S	11/1971	Hillis
D238,244 S	12/1975	Pasquale

(List continued on next page.)

OTHER PUBLICATIONS

U.S. patent application Ser. No. 29/155,256, Kelleghan, filed Feb. 5, 2002.

U.S. patent application Ser. No. 29/154,544, Kelleghan, filed Jan. 25, 2002.

Article from web page. <http://www.artedesigngroup.com>, visited Jun. 24, 2002, BCOKC Bottle/Can Opener Key Chain.

Article from web page. <http://www.omegapacificpromotions.com>, visited Jun. 24, 2002, Bottle Openers, "Key" and "Cycle Wrench".

U.S. patent application Ser. No. 29/158,726, Kelleghan, filed Apr. 9, 2002.

Honolulu Surf Company, copy of Hawaiian design, one page. Jan. 31, 2002.

Primary Examiner—Robert M. Spear

Assistant Examiner—Elizabeth Albert

(74) *Attorney, Agent, or Firm*—Rick Martin; Patent Law Offices of Rick Martin, P.C.

(57) **CLAIM**

The ornamental design for a fish hook shaped carabiner, as shown.

DESCRIPTION

FIG. 1 is a top plan view of my new design for a fish hook shaped carabiner.

FIG. 2 is a bottom plan view of FIG. 1.

FIG. 3 is a front side elevation view of FIG. 1.

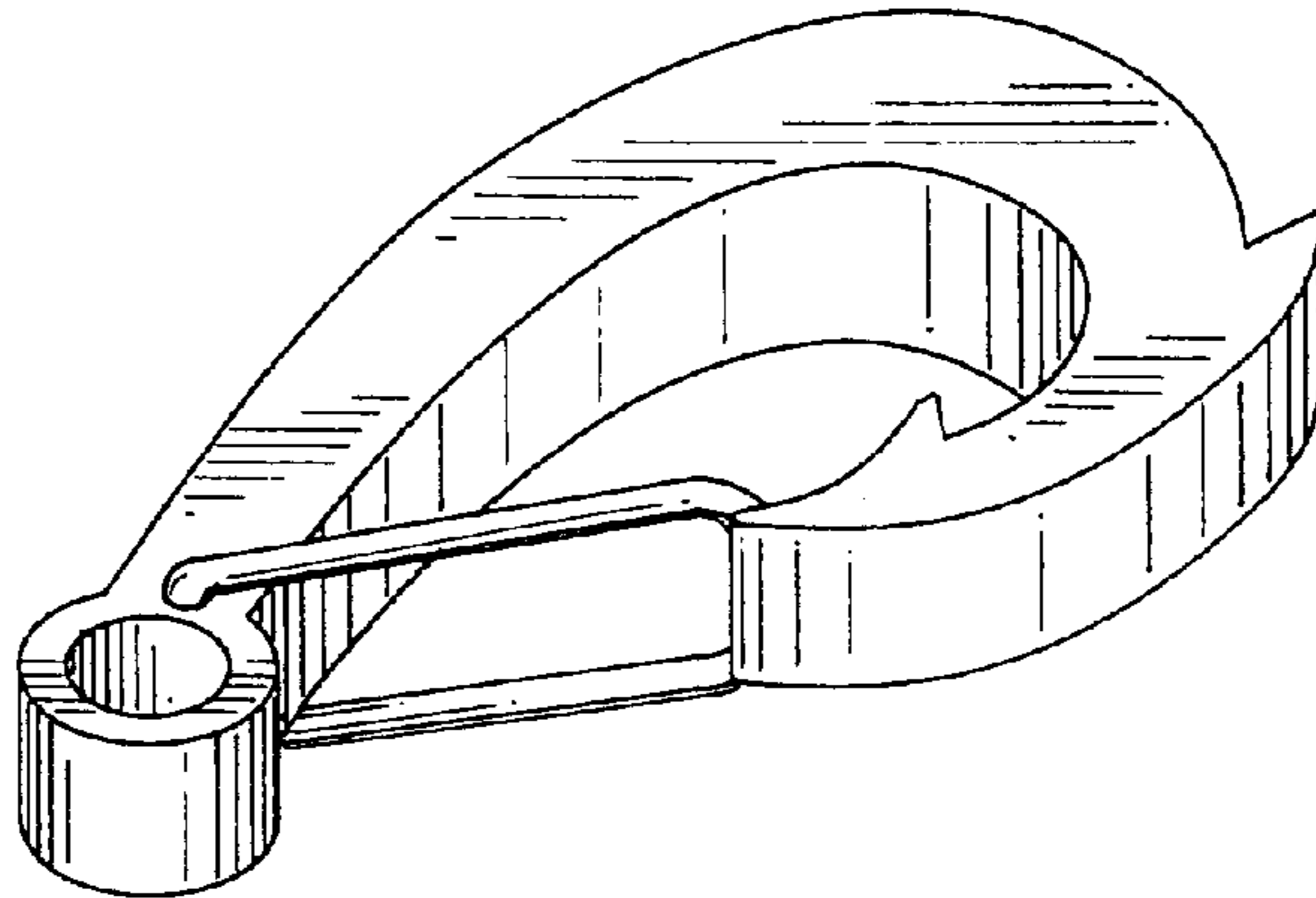
FIG. 4 is a back side elevation view of FIG. 1.

FIG. 5 is a right side elevation view of FIG. 1.

FIG. 6 is a left side elevation view of FIG. 1; and,

FIG. 7 is a top perspective view of FIG. 1.

1 Claim, 1 Drawing Sheet



US D475,605 S

Page 2

U.S. PATENT DOCUMENTS

D240,188 S	6/1976	Lytle	D345,688 S	*	4/1994	McLean et al.	D8/356
D244,585 S	6/1977	Jonsson	5,329,675 A		7/1994	McLean et al.	
4,073,042 A	2/1978	Miller	D356,237 S		3/1995	White	
D271,465 S	11/1983	Boissonnet	5,463,798 A		11/1995	Wurzer	
D276,360 S	11/1984	Sitton	D370,520 S		6/1996	Kahng	
4,617,842 A	10/1986	Yang	D442,887 S		5/2001	Aubrey	
D288,467 S	2/1987	Sitton	D448,552 S		10/2001	Richards	
4,864,898 A	9/1989	Tricinella	D451,774 S		12/2001	Kelleghan	
4,949,600 A	8/1990	Tricinella	D454,287 S		3/2002	Wolf	
4,976,172 A	12/1990	Thomas et al.	D455,642 S		4/2002	Kelleghan	
D339,968 S	10/1993	Shy	D462,891 S		9/2002	Kelleghan	

* cited by examiner

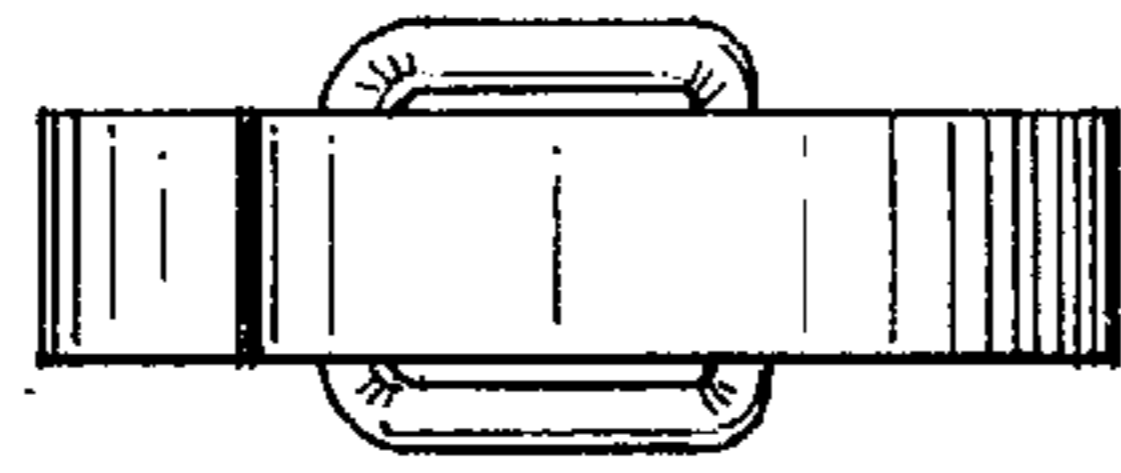


FIG. 5

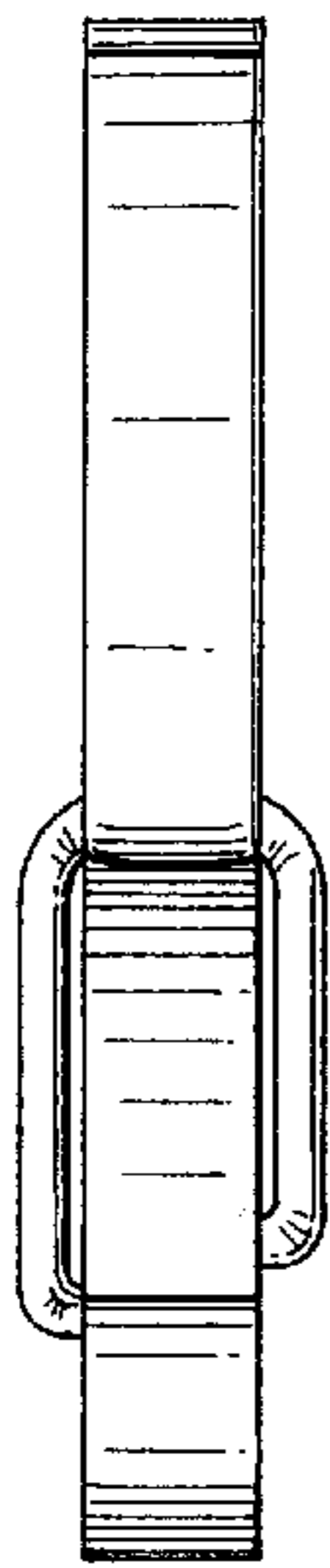


FIG. 3

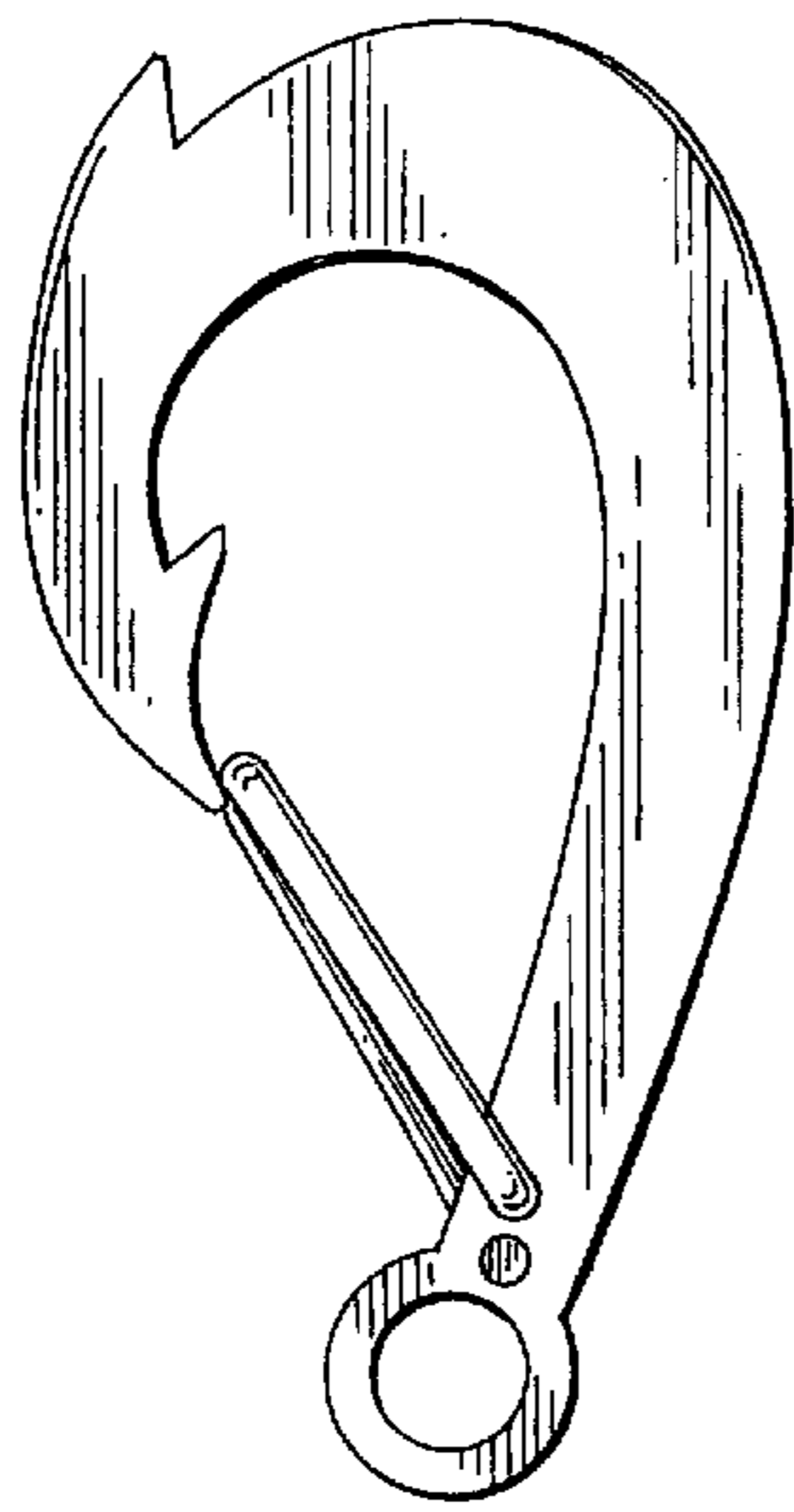


FIG. 1

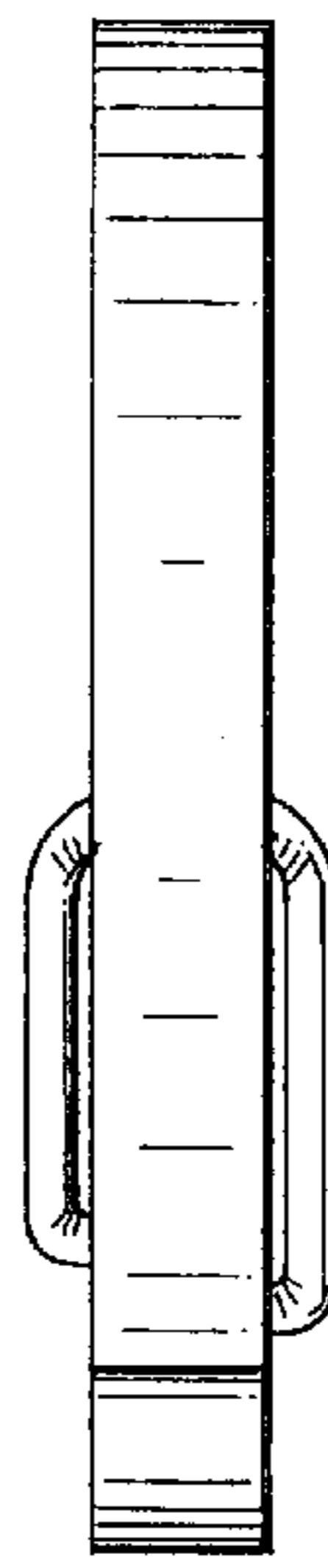


FIG. 4

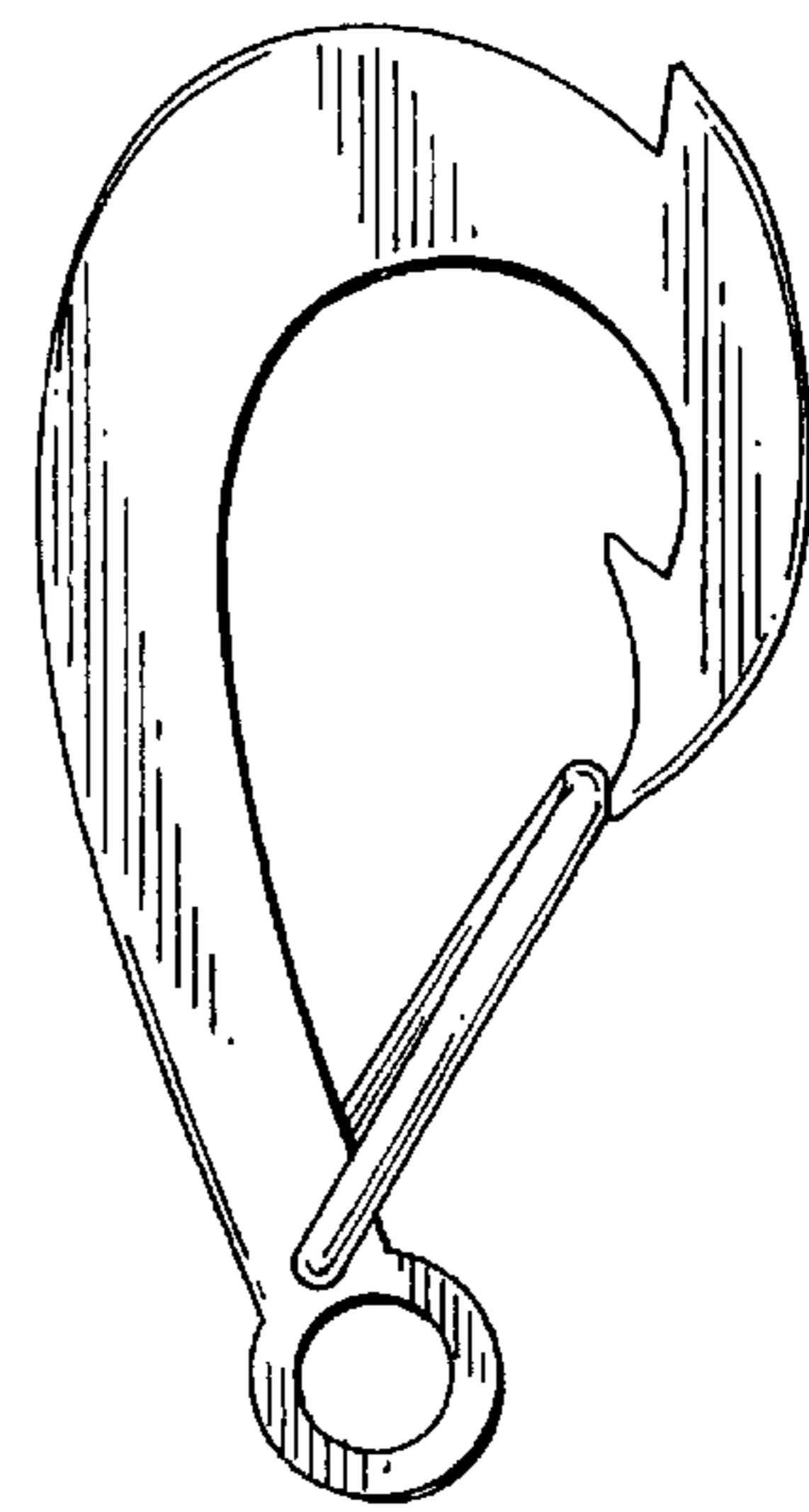


FIG. 2

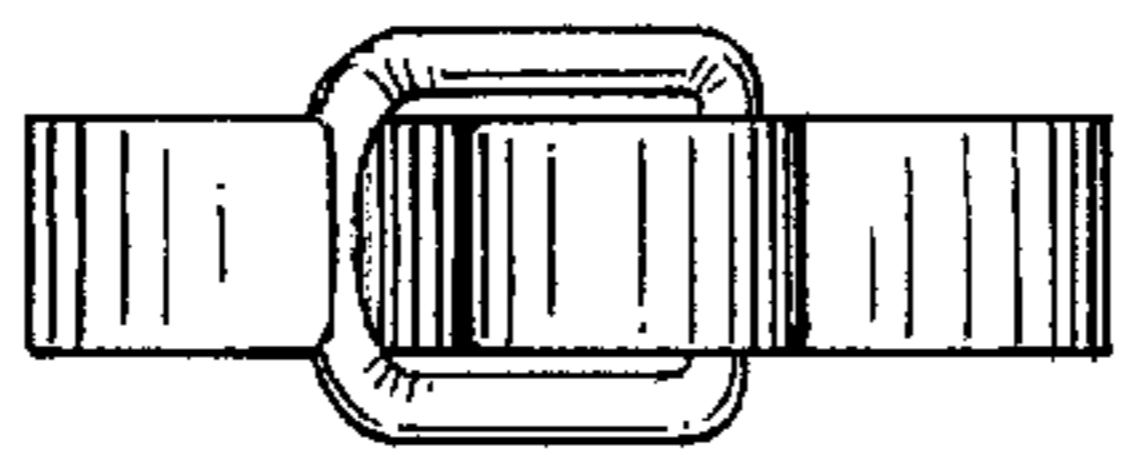


FIG. 6

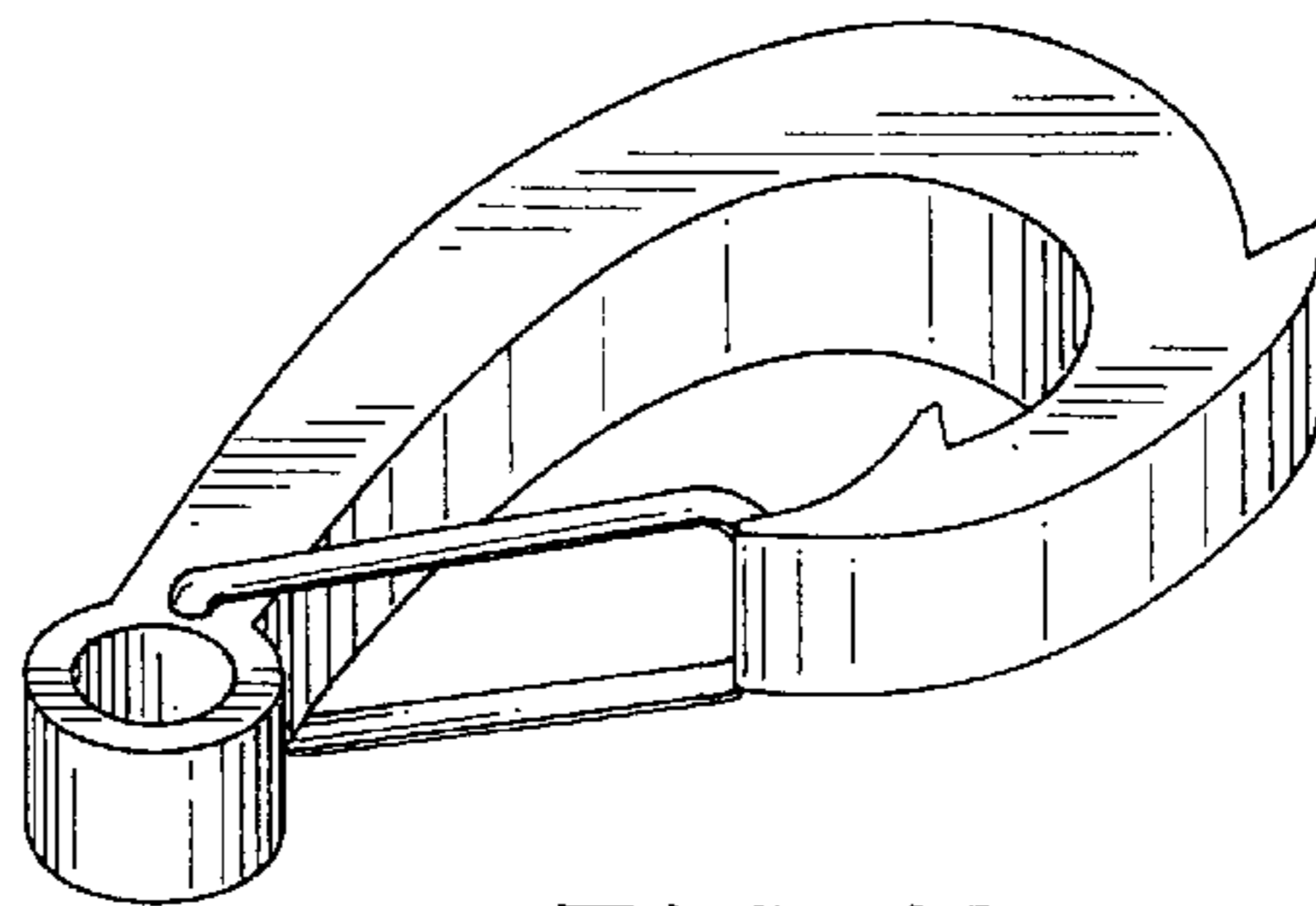


FIG. 7