



US00D475602S

(12) **United States Design Patent**
McCloskey

(10) **Patent No.:** **US D475,602 S**

(45) **Date of Patent:** **** Jun. 10, 2003**

(54) **LOAD FLOOR LATCH**

(75) Inventor: **Kevin McCloskey**, Hatboro, PA (US)

(73) Assignee: **Southco, Inc.**, Concordville, PA (US)

(**) Term: **14 Years**

(21) Appl. No.: **29/150,587**

(22) Filed: **Nov. 14, 2001**

(51) **LOC (7) Cl.** **08-07**

(52) **U.S. Cl.** **D8/331**

(58) **Field of Search** D8/330, 331, 336,
D8/343; 292/337, DIG. 30, DIG. 31, 137;
70/91, 97, 99, 206, 77-79, 101, 102, 210

(56) **References Cited**

U.S. PATENT DOCUMENTS

1,877,612 A	9/1932	Stieglitz
1,931,850 A	10/1933	Moore
2,094,779 A	10/1937	Donaldson
2,608,085 A	8/1952	Castle
2,642,300 A	6/1953	Pelcin
2,649,322 A	8/1953	Mack
2,721,751 A	10/1955	Holritz
D180,260 S	5/1957	Adams et al.
2,840,407 A	6/1958	Sellon, Jr.
2,916,905 A	12/1959	Podlesak
2,987,908 A	7/1961	Pelcin
3,081,617 A	3/1963	McKay
D210,153 S	2/1968	Pastva, Jr.
3,389,932 A	6/1968	Pastva, Jr.
3,449,005 A	6/1969	Pastva, Jr.
3,494,650 A	2/1970	Slopa
3,495,862 A	2/1970	McClintock
3,707,862 A	1/1973	Pastva, Jr.
3,743,336 A	7/1973	Andrews
D230,132 S	1/1974	Pastva, Jr.
3,782,141 A	1/1974	Doerrfeld
3,871,198 A	3/1975	Miller
4,116,027 A	9/1978	Tannery
4,138,869 A	2/1979	Pelcin

D312,769 S	12/1990	Bisbing
D316,365 S	4/1991	Hansen et al.
D318,606 S	7/1991	Weinerman et al.
D324,636 S	* 3/1992	Schlack et al. D8/331
5,292,159 A	3/1994	Sandhu et al.
D357,396 S	4/1995	Ziemer et al.
D364,329 S	* 11/1995	Ziemer et al. D8/331
5,484,178 A	1/1996	Sandhu et al.
D452,808 S	* 1/2002	Kyle D8/331
D457,803 S	* 5/2002	Weinerman et al. D8/338
D459,192 S	* 6/2002	Weinerman et al. D8/338

OTHER PUBLICATIONS

- Item 1—Southco Latches and Acces Hardware Catalog, 48 NA, “Flush-Pull 198 Latch”, Flush Simplicity™ Latch, pp. G-6 and G7 Concordville, PA 19331.
- Item 2—Rendering U152 dated Jul. 15, 1998 (2 pp.).
- Item 3—p. 173 from a “Perko” catalog and discloses a “Flush Ring Catch” in Fig. 1051.
- Item 4—pp. G-2 and G-3 from Southco, Inc.’s “Handbook #40” disclosing a “Push Lock.”

* cited by examiner

Primary Examiner—Brian N. Vinson
(74) *Attorney, Agent, or Firm*—Paul & Paul

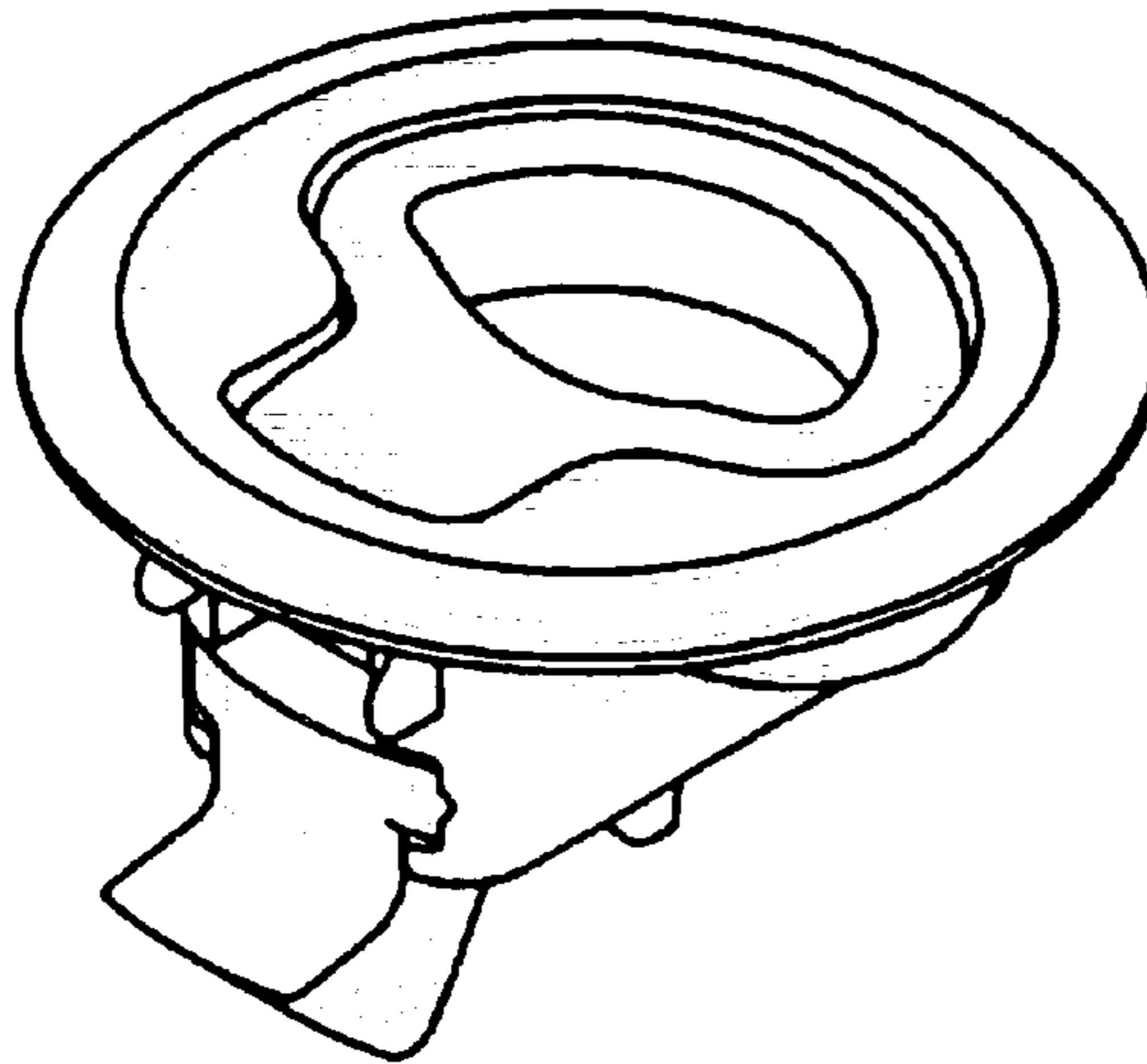
(57) **CLAIM**

I claim the ornamental design for a load floor latch, as shown and described.

DESCRIPTION

- FIG. 1 is a perspective view of the load floor latch of the present invention.
- FIG. 2 is a left side view of the load floor latch of FIG. 1.
- FIG. 3 is a front view of the load floor latch of FIG. 1.
- FIG. 4 is the back view of the load floor latch of FIG. 3.
- FIG. 5 is a bottom view of the load floor latch of FIG. 1.
- FIG. 6 is a top plan view of the load floor latch of FIG. 1; and,
- FIG. 7 is a right side view of the load floor latch of FIG. 1.

1 Claim, 2 Drawing Sheets



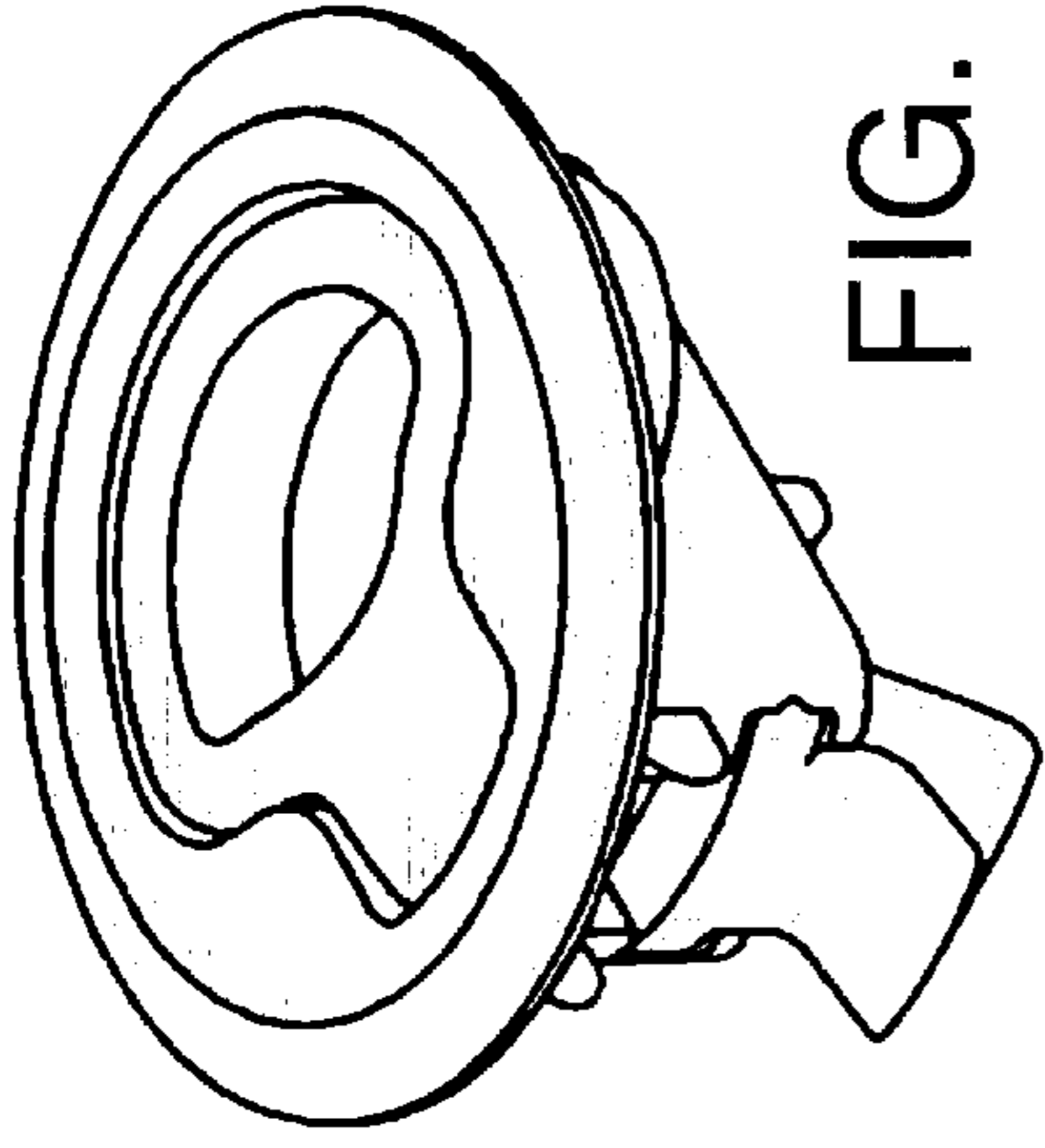


FIG. 1

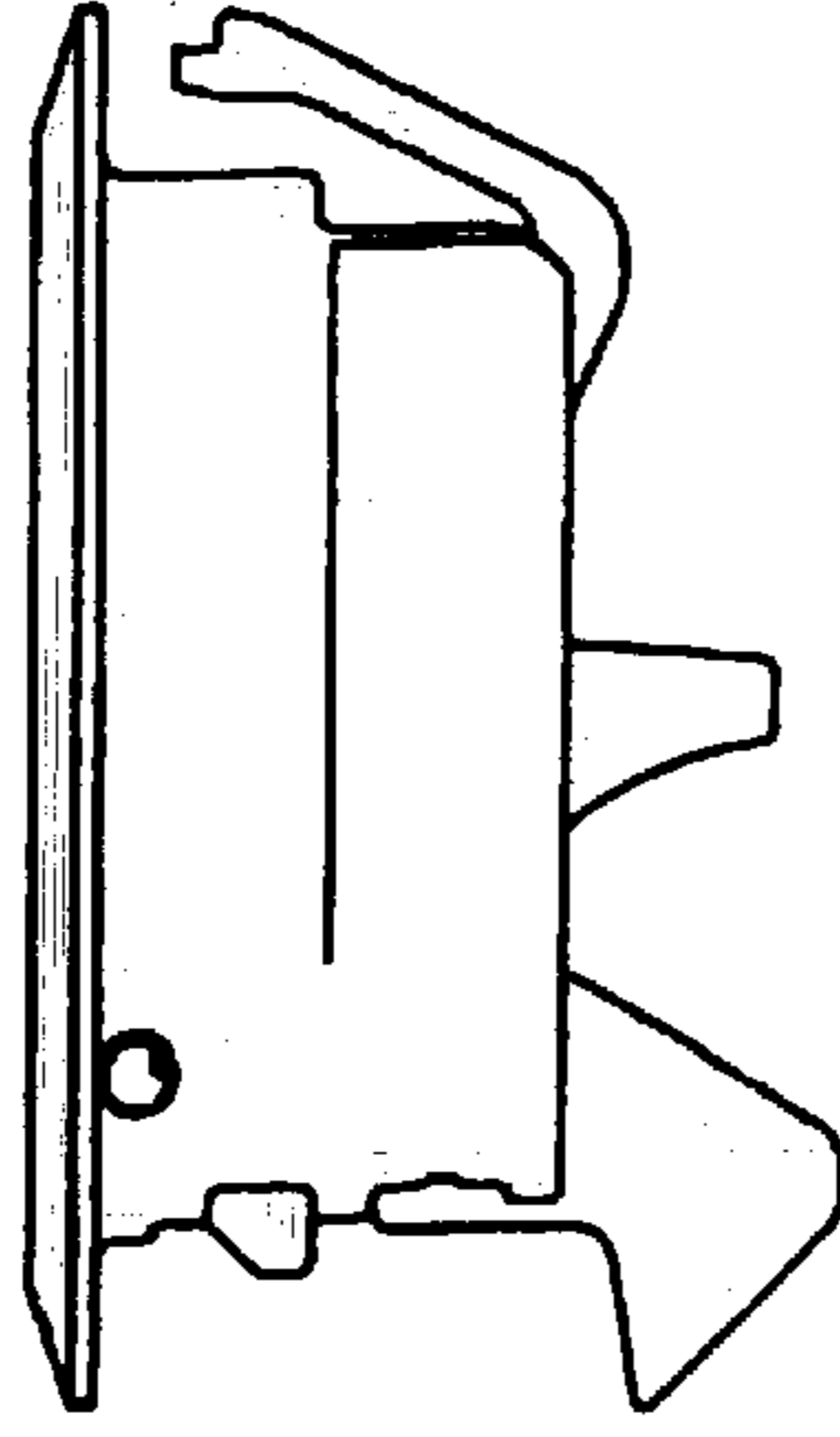


FIG. 2

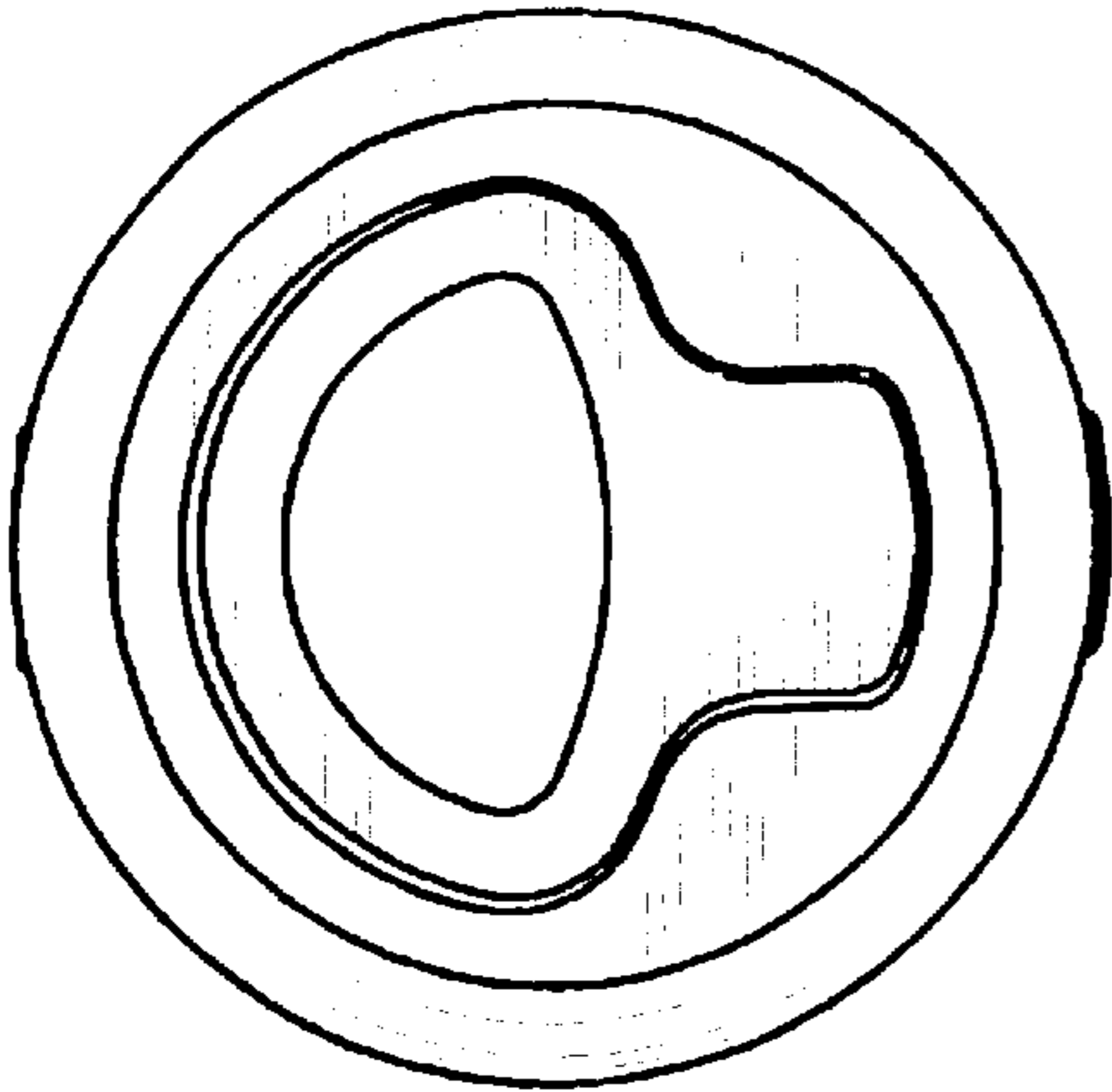


FIG. 6

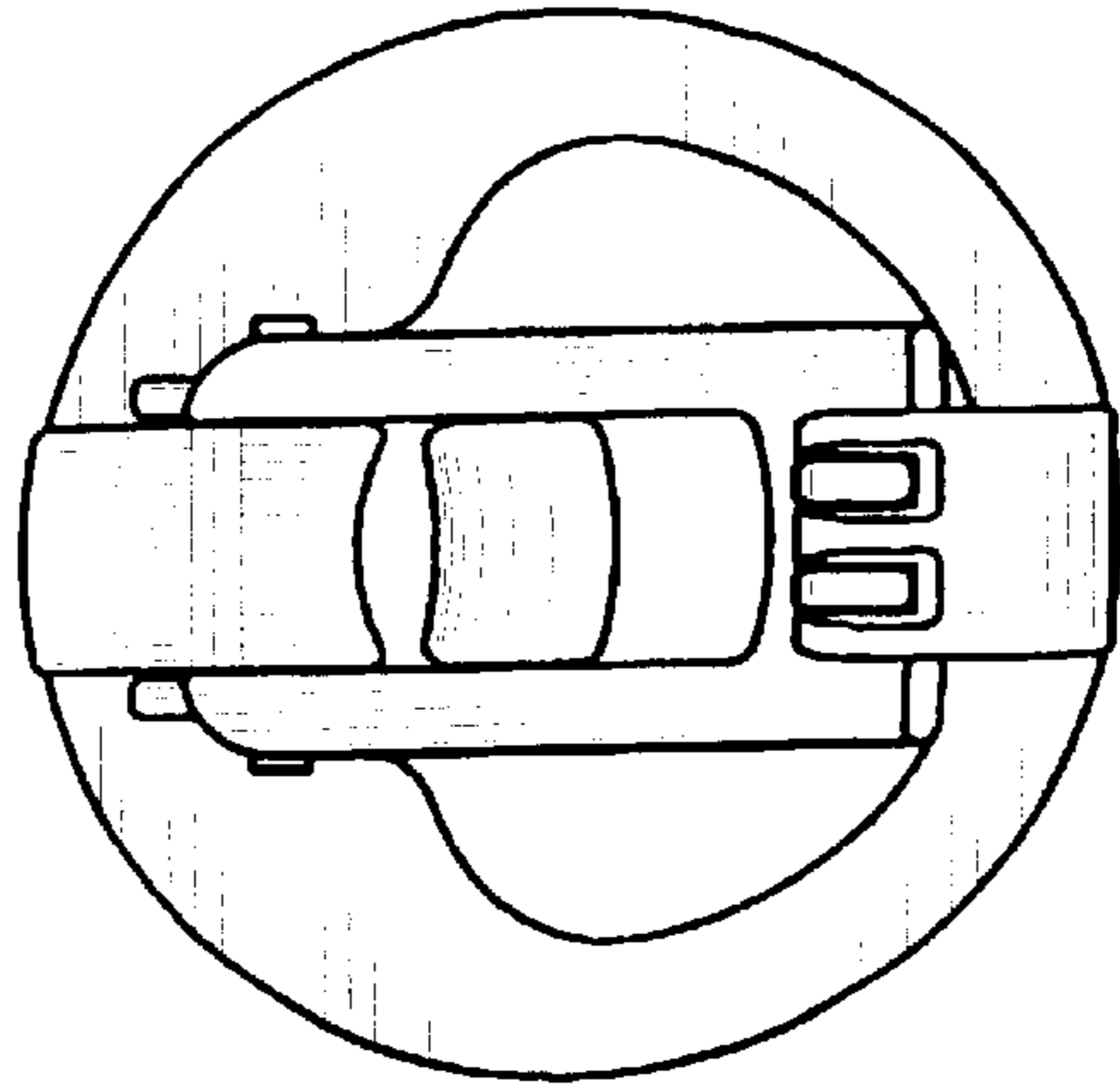


FIG. 5

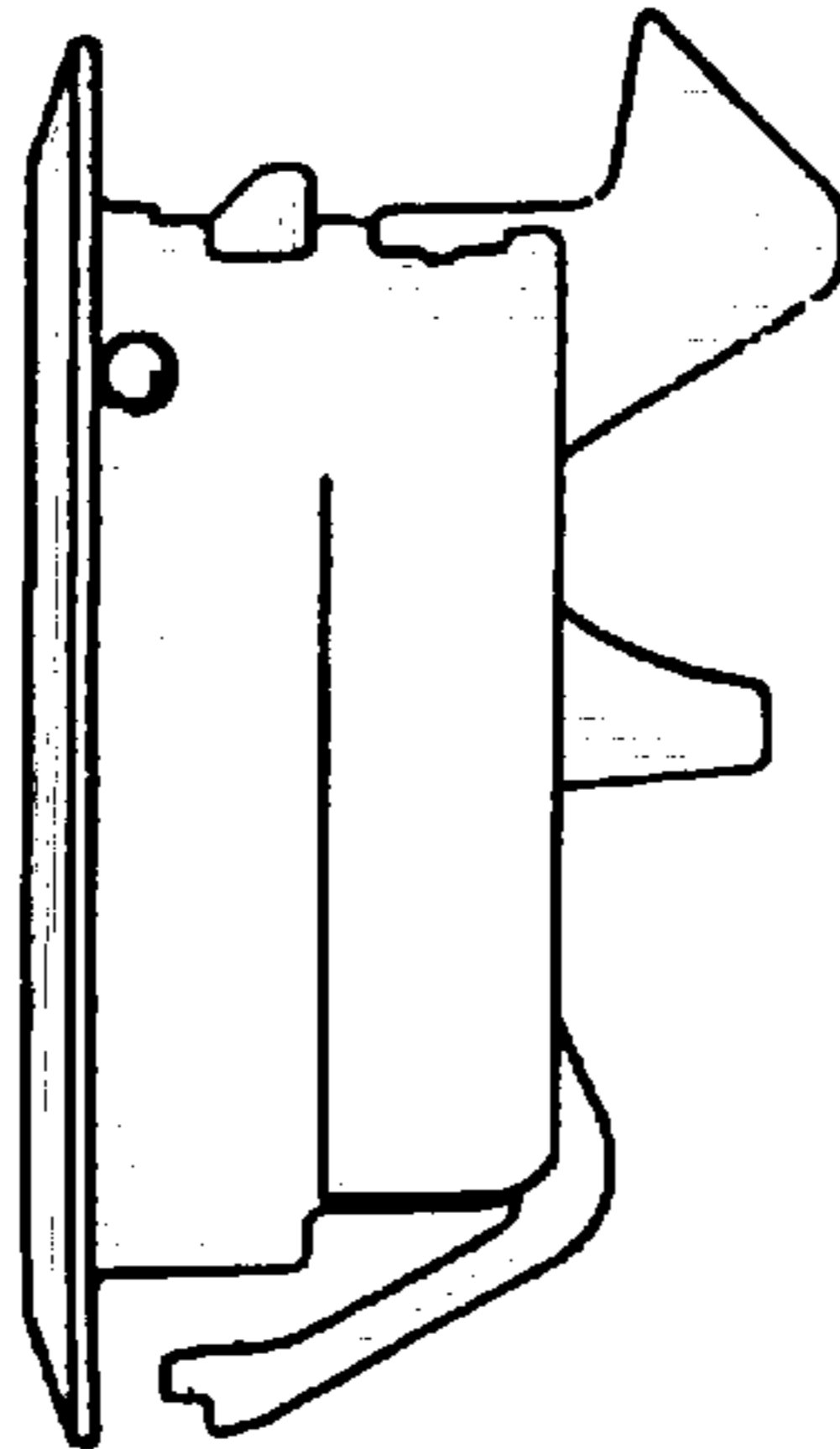


FIG. 7

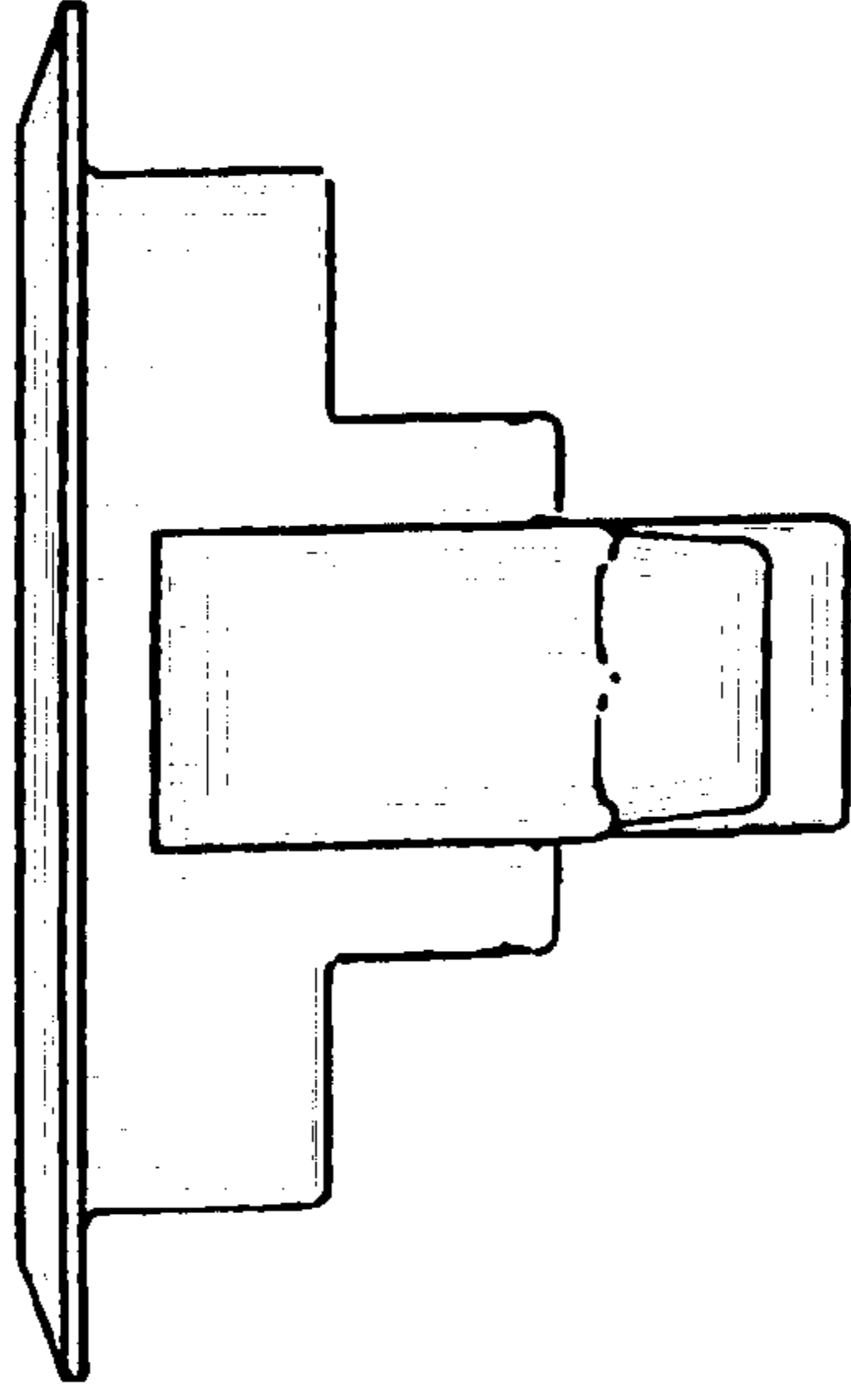


FIG. 4

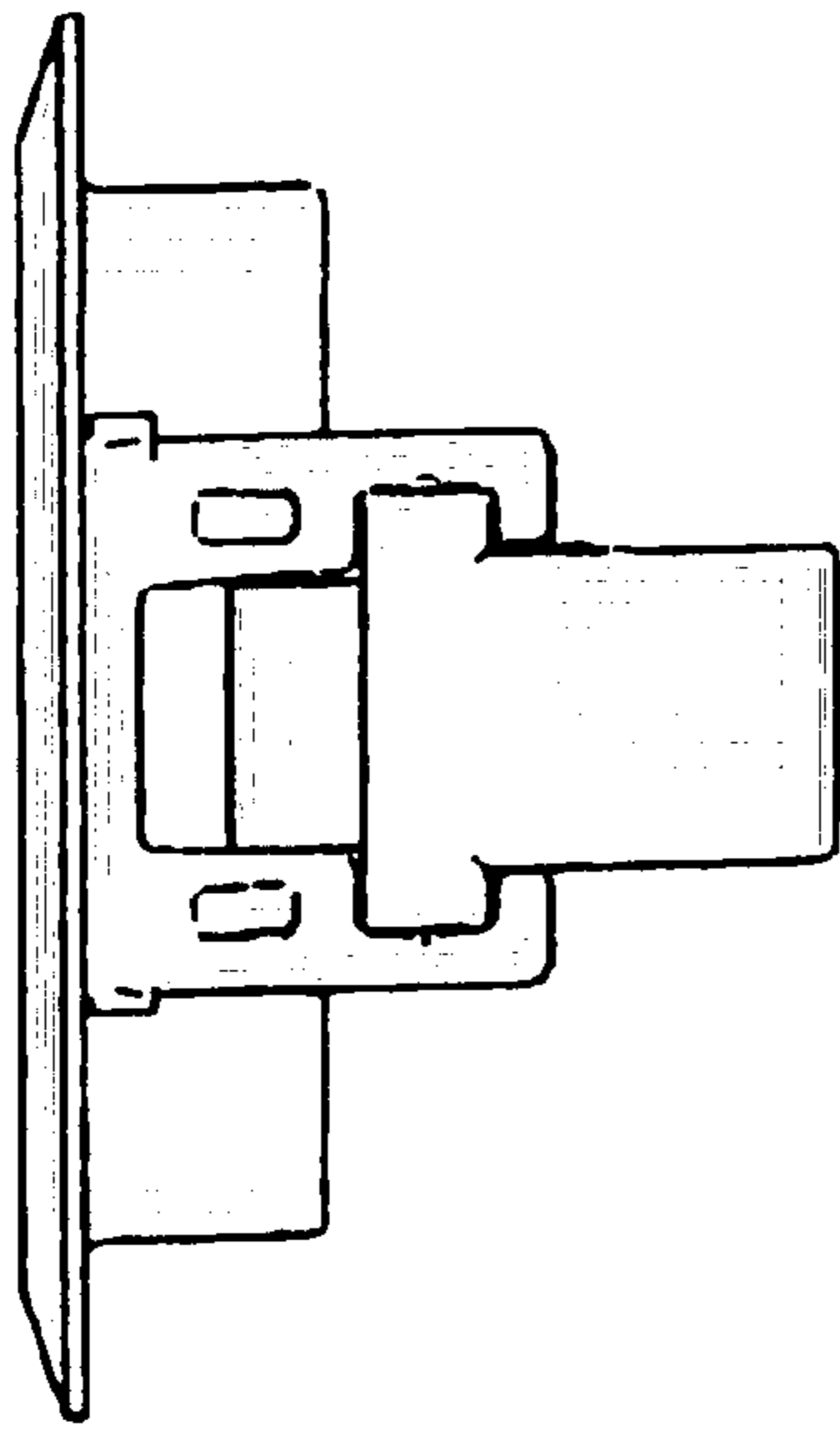


FIG. 3