



US00D475593S

(12) **United States Design Patent**
Shutts

(10) **Patent No.:** **US D475,593 S**

(45) **Date of Patent:** **** Jun. 10, 2003**

(54) **PUNCHDOWN TOOL WITH LIGHT**

(75) **Inventor:** **Leslie B. Shutts**, Ruther Glen, VA (US)

(73) **Assignee:** **Connectool, Inc.**, Ashland, VA (US)

(**) **Term:** **14 Years**

(21) **Appl. No.:** **29/163,594**

(22) **Filed:** **Jul. 10, 2002**

(51) **LOC (7) Cl.** **08-05**

(52) **U.S. Cl.** **D8/51; D8/14**

(58) **Field of Search** **D8/51, 14, 107;**
29/566.4, 758, 751, 278; D26/38

D440,844 S * 4/2001 Fallandy D8/51
D442,715 S * 5/2001 Hung D26/38
D448,644 S * 10/2001 Perala et al. D8/107

OTHER PUBLICATIONS

CONNECTOOL INC., Paladin Tools Catalog, P/N CAT 01, undated.

* cited by examiner

Primary Examiner—Pamela Burgess

(74) *Attorney, Agent, or Firm*—Lawrence E. Laubscher, Sr.

(57) **CLAIM**

The ornamental design for an improved punchdown tool with light, as shown.

(56) **References Cited**

U.S. PATENT DOCUMENTS

4,434,542 A	3/1984	Forberg et al.
4,682,412 A	7/1987	Pfeffer
4,999,914 A	3/1991	Cheng
5,479,669 A	1/1996	Chen
D382,454 S	8/1997	McMahon
5,813,109 A	9/1998	Ziegler et al.
5,842,268 A	12/1998	Arnfield
5,887,333 A	3/1999	Clark

DESCRIPTION

FIG. 1 is a top plan view of the improved punchdown tool with light;
FIG. 2 is a left elevation view of the tool of FIG. 1;
FIG. 3 is a right elevation view of the tool of FIG. 1;
FIG. 4 is a front view of the tool of FIG. 1; and,
FIG. 5 is a rear view of the tool of FIG. 1.

1 Claim, 1 Drawing Sheet

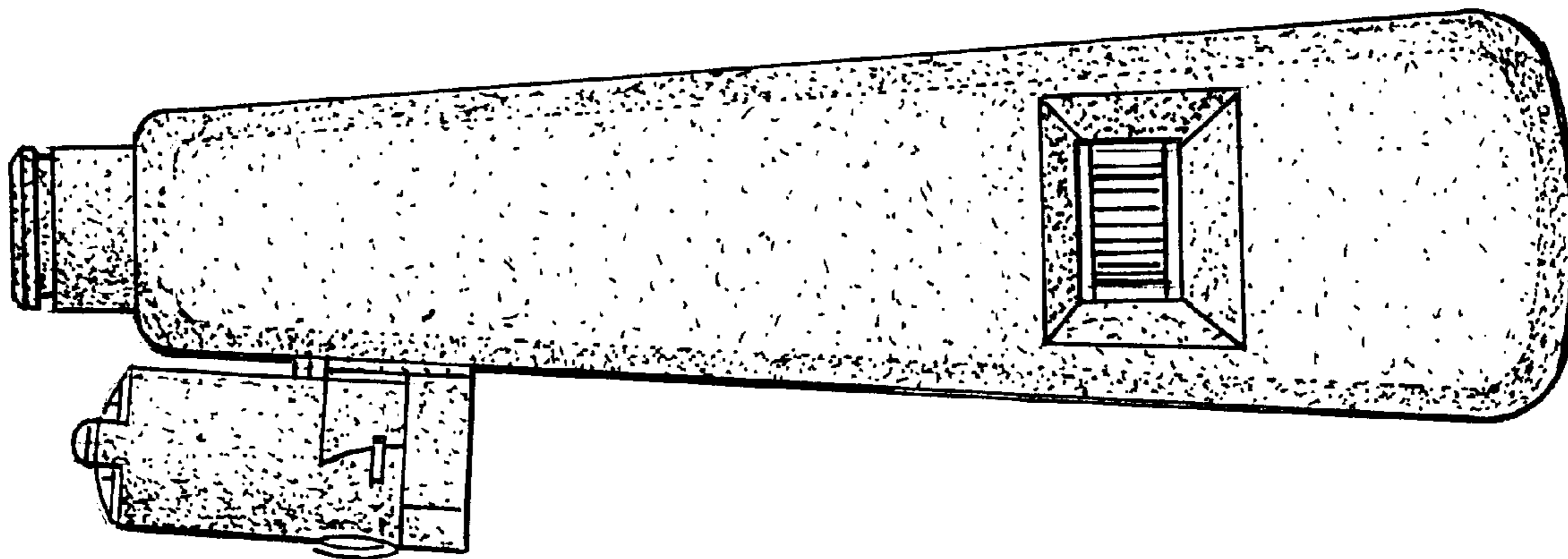


FIG. 1




FIG. 4

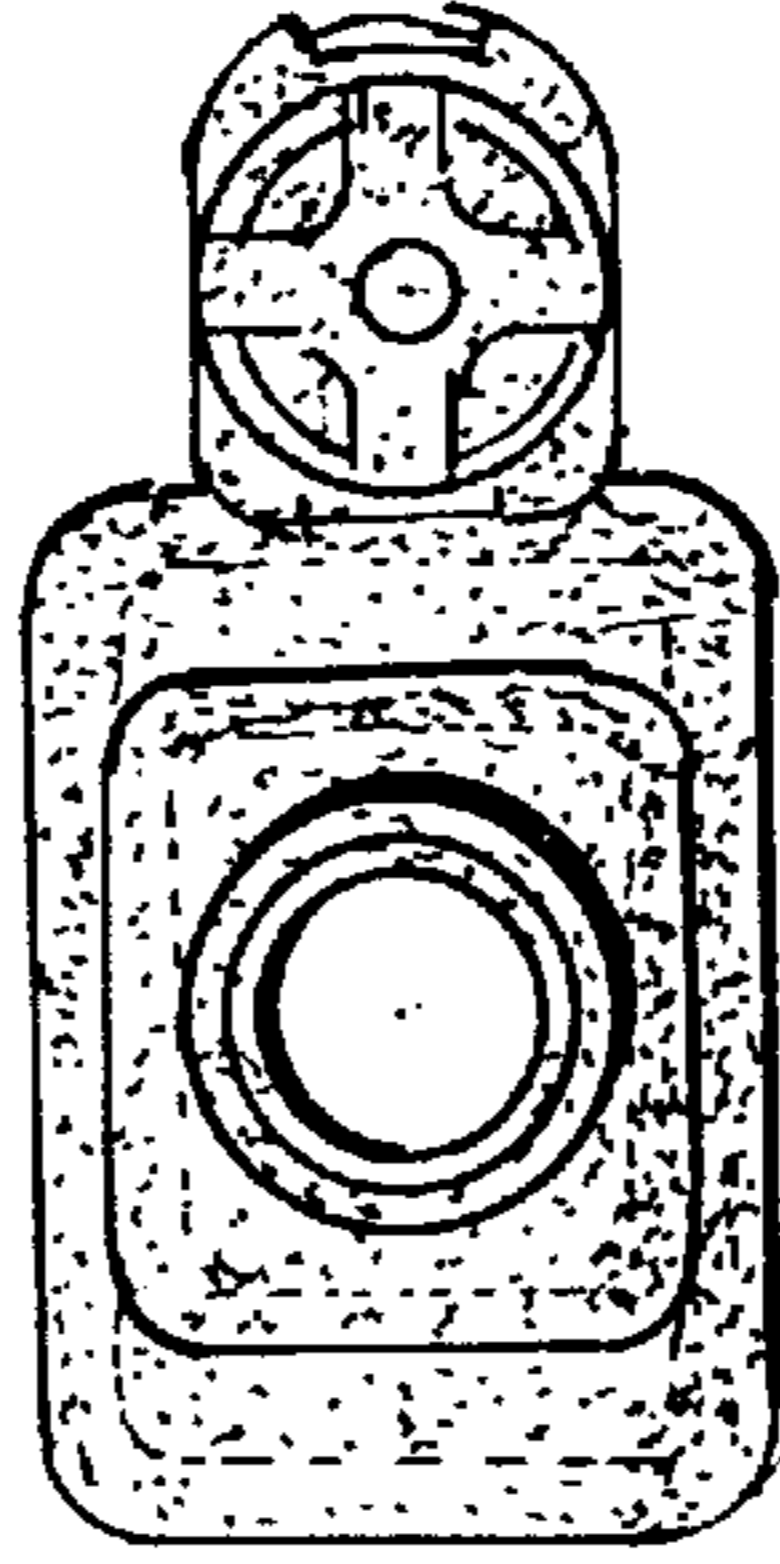


FIG. 5

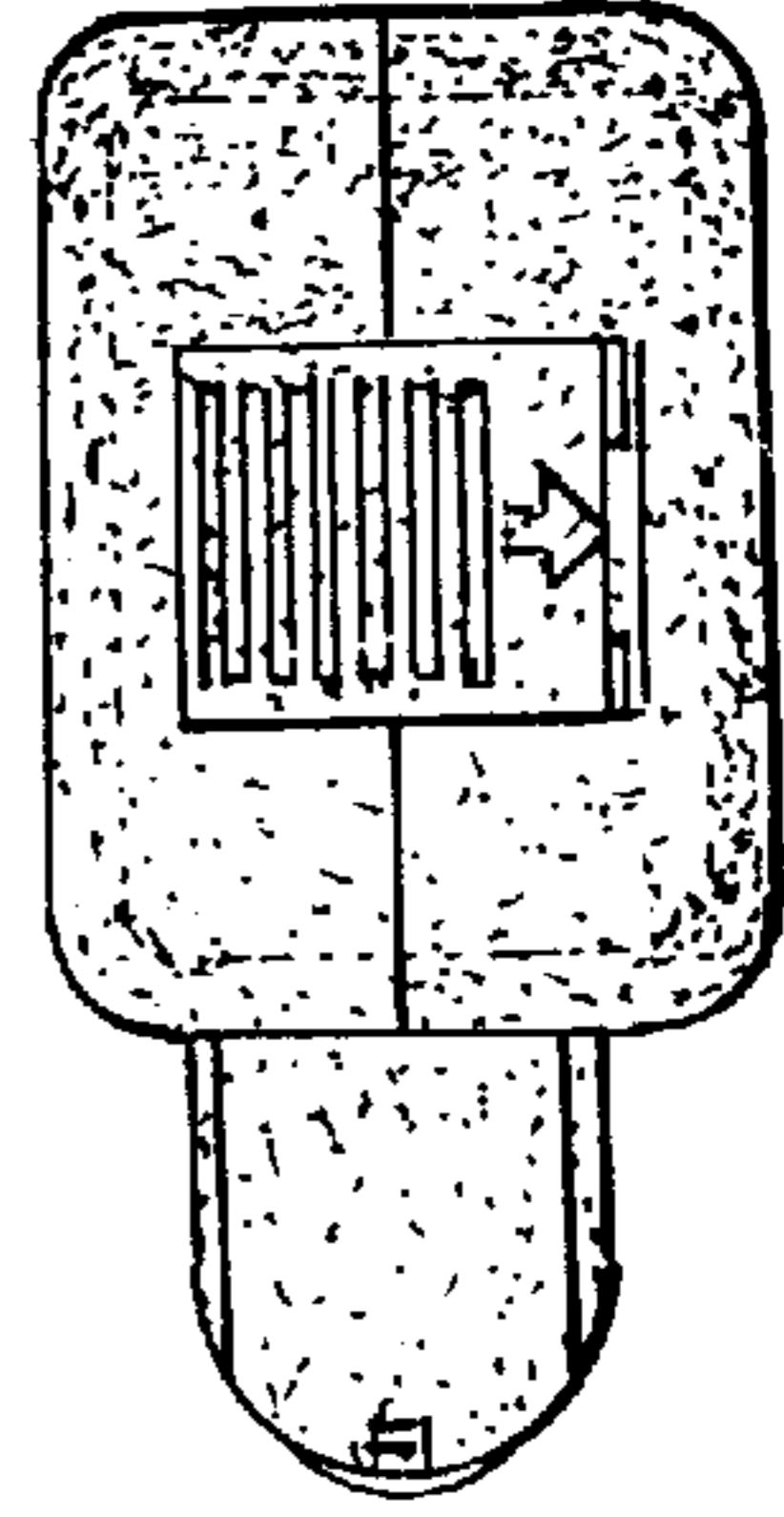


FIG. 2

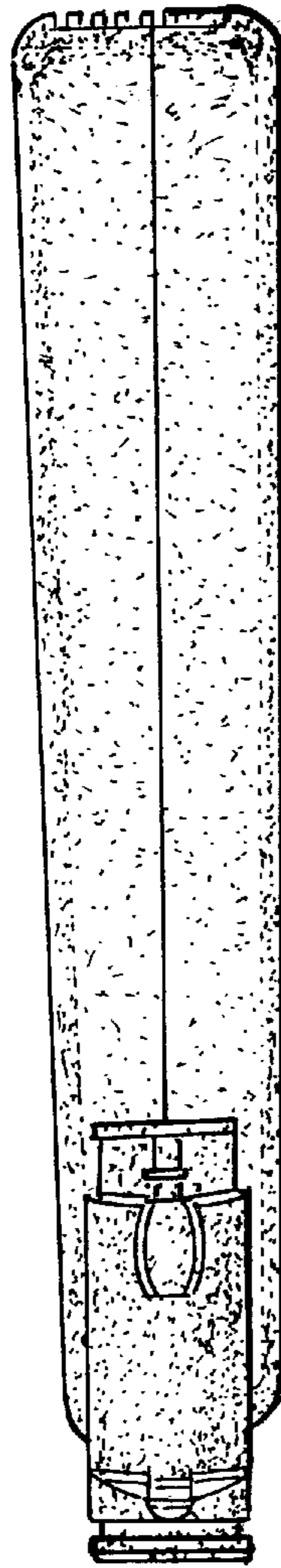


FIG. 3

