



US00D475573S

(12) **United States Design Patent**
Jalet et al.

(10) **Patent No.:** **US D475,573 S**

(45) **Date of Patent:** **** Jun. 10, 2003**

(54) **SEAL FOR A BOWL**

(75) Inventors: **Vincent Jalet**, Brussels (BE); **Victor J. J. Cautereels**, Ranst (BE)

(73) Assignee: **Dart Industries Inc.**, Orlando, FL (US)

(**) Term: **14 Years**

(21) Appl. No.: **29/155,436**

(22) Filed: **Feb. 7, 2002**

(51) **LOC (7) Cl.** **07-01**

(52) **U.S. Cl.** **D7/392.1**

(58) **Field of Search** D7/391, 392.1,
D7/538-542, 629, 612-615; 220/780-795,
309.1, 367.1, 376, 377; D9/424-432, 435,
454

(56) **References Cited**

U.S. PATENT DOCUMENTS

2,034,739	A	3/1936	Bodor	
D232,511	S	* 8/1974	Heiser et al. D7/391
4,091,953	A	* 5/1978	Daenen 220/23.86
4,500,006	A	2/1985	Lafortune et al.	
D339,958	S	10/1993	Olsen et al.	

5,409,126	A	* 4/1995	DeMars 220/23.86
5,597,096	A	1/1997	Jeppesen et al. 222/498
D383,939	S	9/1997	Jeppesen et al. D7/391
D417,584	S	12/1999	Lillelund et al. D7/392.1
6,152,318	A	11/2000	Walker 220/379
6,260,729	B1	7/2001	Mitchell et al. 220/287

* cited by examiner

Primary Examiner—Terry A. Wallace

(74) *Attorney, Agent, or Firm*—John A. Doninger

(57) **CLAIM**

The ornamental design for a seal for a bowl, as shown and described.

DESCRIPTION

FIG. 1 is a top, side and front perspective view of a seal for a bowl showing the new design;
FIG. 2 is a front elevation view thereof;
FIG. 3 is a rear elevation view thereof;
FIG. 4 is a right side elevation view thereof;
FIG. 5 is a left side elevation view thereof;
FIG. 6 is a top plan view thereof; and,
FIG. 7 is a bottom plan view thereof.

1 Claim, 4 Drawing Sheets






FIG. 1




FIG. 2




FIG. 3




FIG. 4

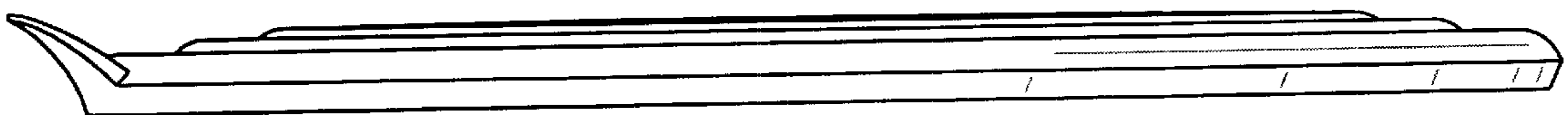


FIG. 5

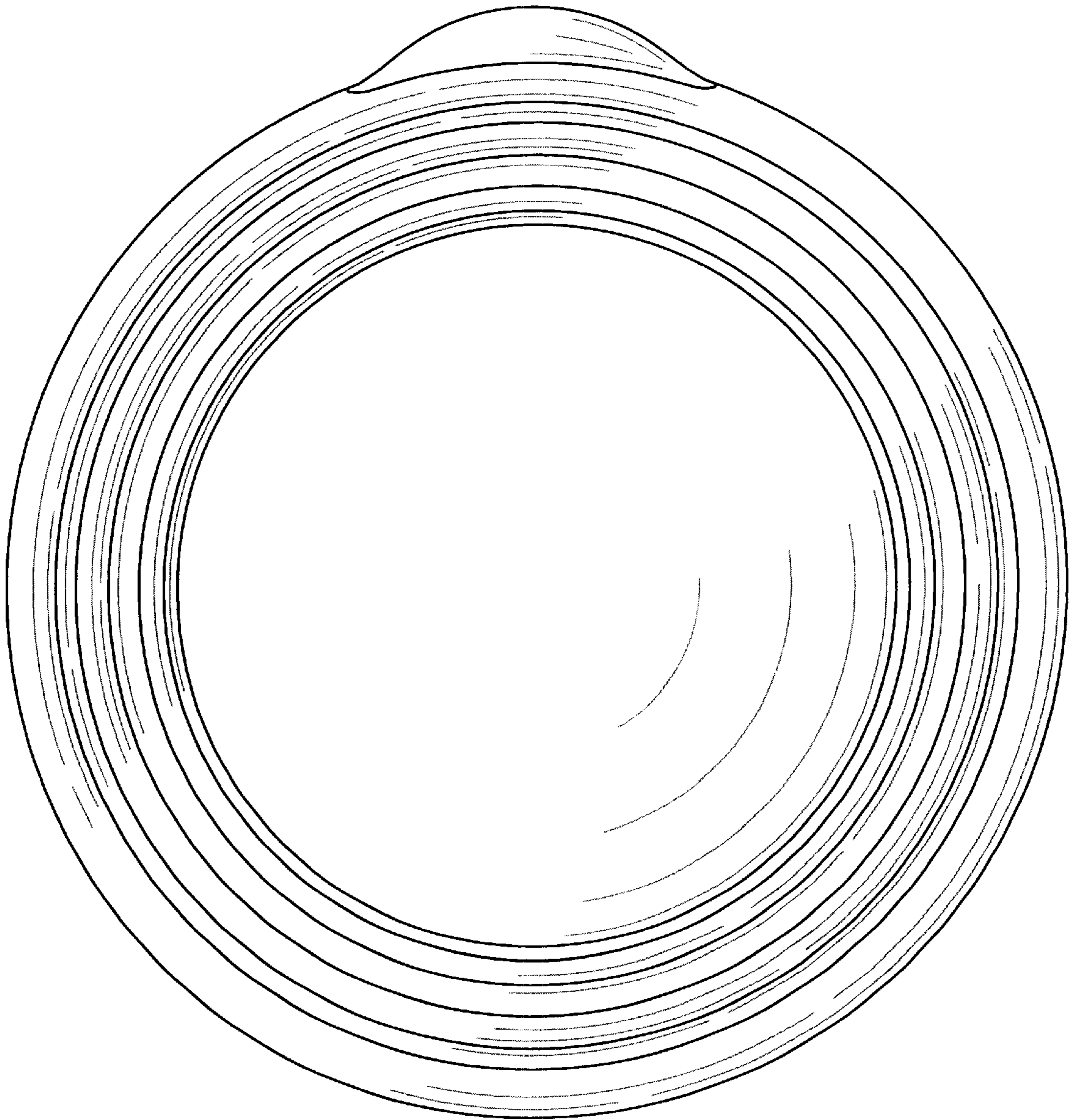


FIG. 6

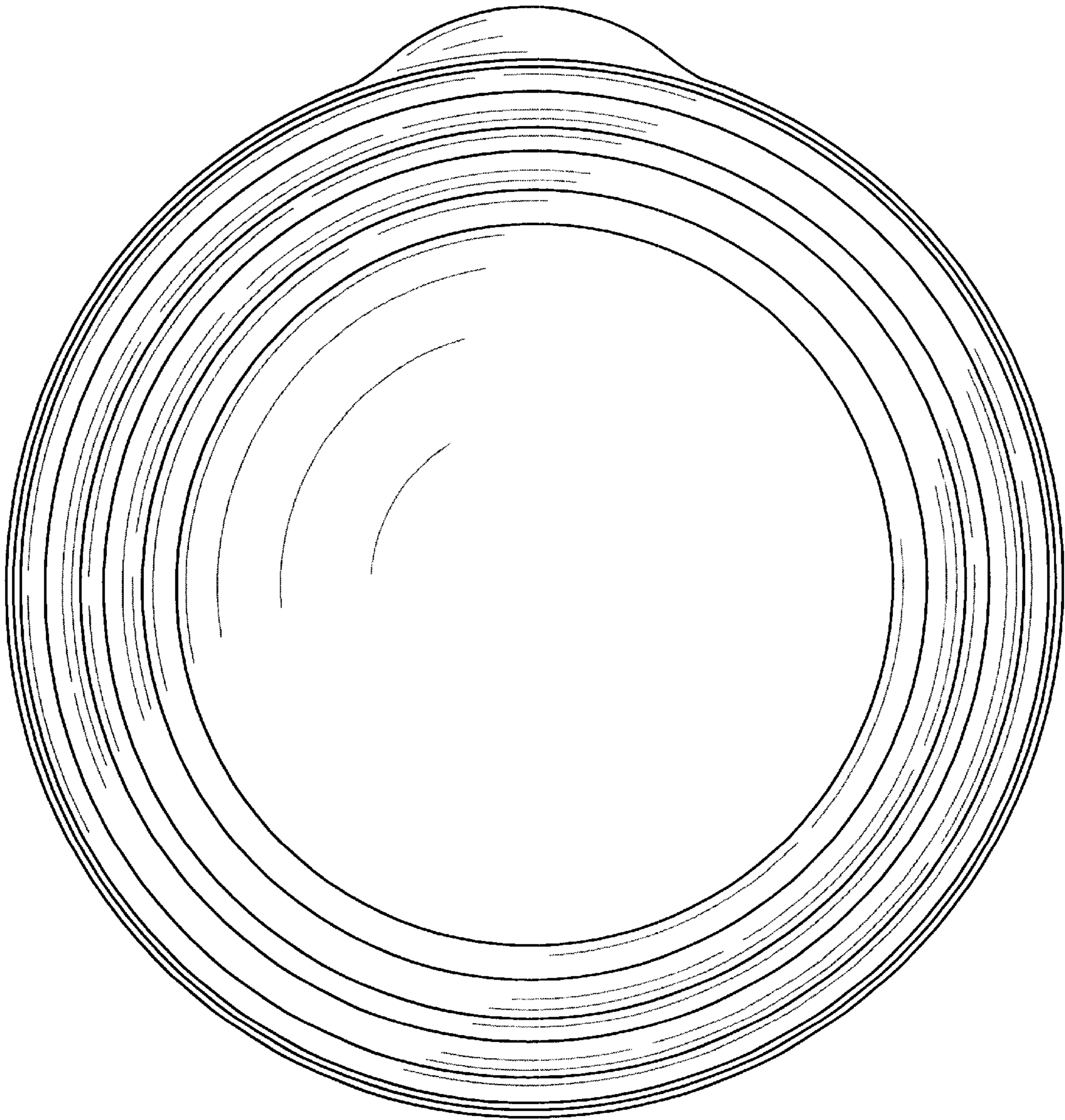


FIG. 7