



US00D475571S

(12) **United States Design Patent** (10) **Patent No.:** **US D475,571 S**
Hopkins (45) **Date of Patent:** **** Jun. 10, 2003**

(54) **MICROWAVE COOKING TRAY**
(75) Inventor: **Gary L. Hopkins**, Scottsburg, IN (US)
(73) Assignee: **Steamway Franchise Sales, Inc.**,
Scottsburg, IN (US)
(**) Term: **14 Years**
(21) Appl. No.: **29/154,342**
(22) Filed: **Jan. 22, 2002**
(51) **LOC (7) Cl.** **07-02**
(52) **U.S. Cl.** **D7/359**; D9/424
(58) **Field of Search** D7/500, 538, 540,
D7/542, 545, 550.1, 554.1, 554.2, 601,
602, 323, 354-361, 629; D9/424-430; 220/608,
573.1-574, 495.03, 912

D345,894 S * 4/1994 Krupa D7/554.2
5,310,981 A 5/1994 Sarnoff et al. 219/731
5,352,465 A 10/1994 Gondek et al. 426/87
D352,896 S * 11/1994 Jones D9/428
5,370,042 A 12/1994 Tolchin et al. 99/417
5,521,361 A 5/1996 Strait, Jr. 219/731
D371,938 S * 7/1996 Davis D7/540
D376,960 S * 12/1996 Ferris D7/629
D378,178 S 2/1997 Sawyer D7/359
D379,901 S * 6/1997 Lillelund et al. D7/505
5,750,967 A 5/1998 Sprauer, Jr. 219/735
5,797,312 A 8/1998 Brant 99/415
D420,584 S 2/2000 Hopkins D9/423

FOREIGN PATENT DOCUMENTS

EP 0955246 11/1999 B65D/81/34

* cited by examiner

Primary Examiner—Caron D. Veynar
(74) *Attorney, Agent, or Firm*—Stites & Harbison, PLLC;
David W. Nagle, Jr.

(56) **References Cited**

U.S. PATENT DOCUMENTS

3,516,573 A * 6/1970 Mizuk 220/608
D229,656 S * 12/1973 Garcia D7/359
4,013,798 A 3/1977 Goltsos 426/107
4,140,889 A 2/1979 Mason, Jr. et al. ... 219/10.55 E
4,286,136 A 8/1981 Mason, Jr. 219/10.55 E
4,317,017 A 2/1982 Bowen 219/10.55 E
4,416,906 A 11/1983 Watkins 426/107
4,425,368 A 1/1984 Watkins 426/107
4,481,392 A 11/1984 Nibbe et al. 219/10.55 E
4,529,089 A 7/1985 Gasbarra et al. 206/525
D280,588 S * 9/1985 Schrage D7/354
4,560,850 A 12/1985 Levendusky et al. . 219/10.55 E
D287,802 S * 1/1987 Daenen D7/540
4,873,406 A 10/1989 Connor 219/10.55 E
4,916,280 A 4/1990 Havette 219/10.55 E
4,923,704 A 5/1990 Levinson 426/243
5,005,703 A 4/1991 Bodker 206/563
D335,795 S * 5/1993 Conti D7/545

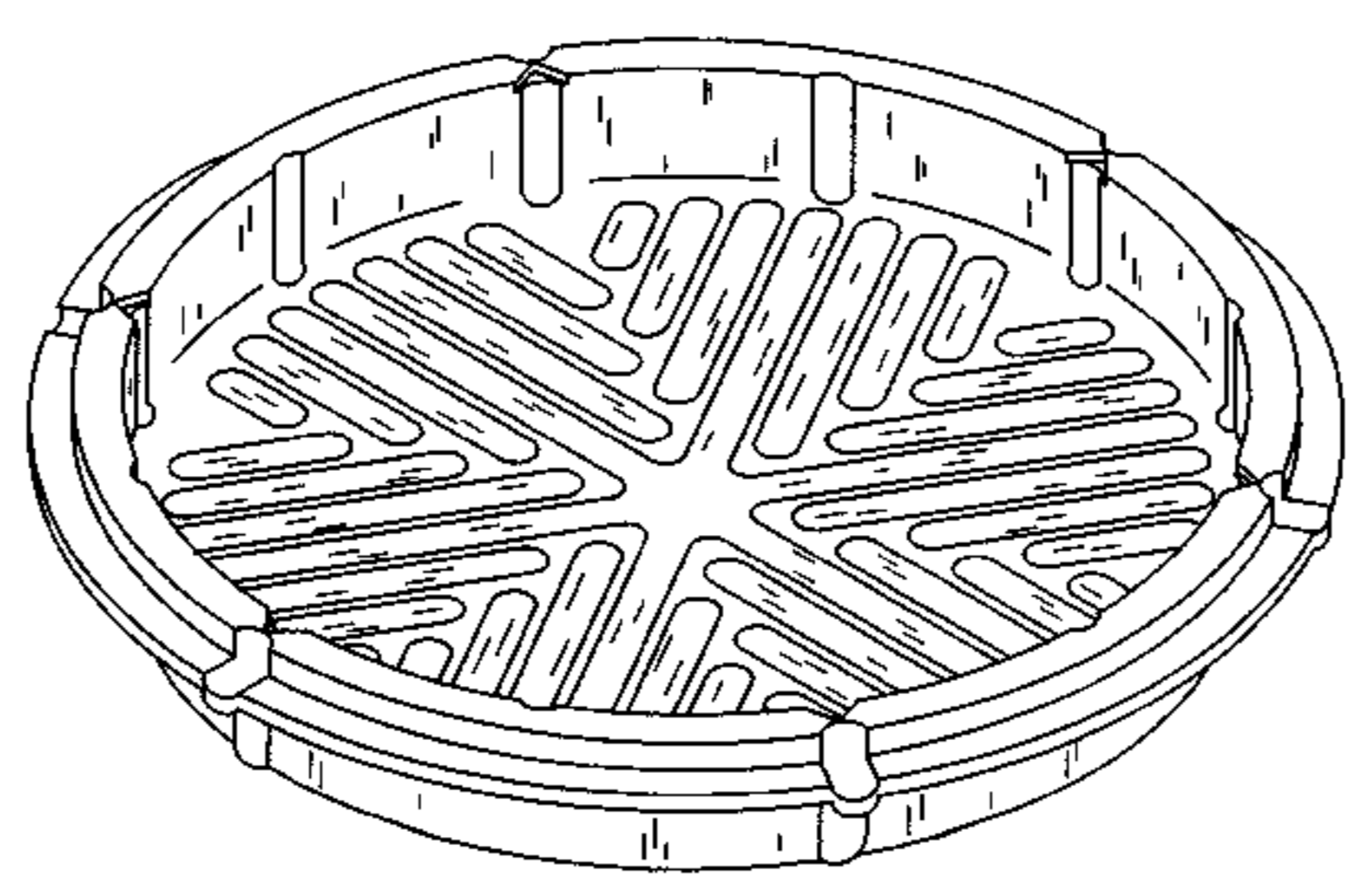
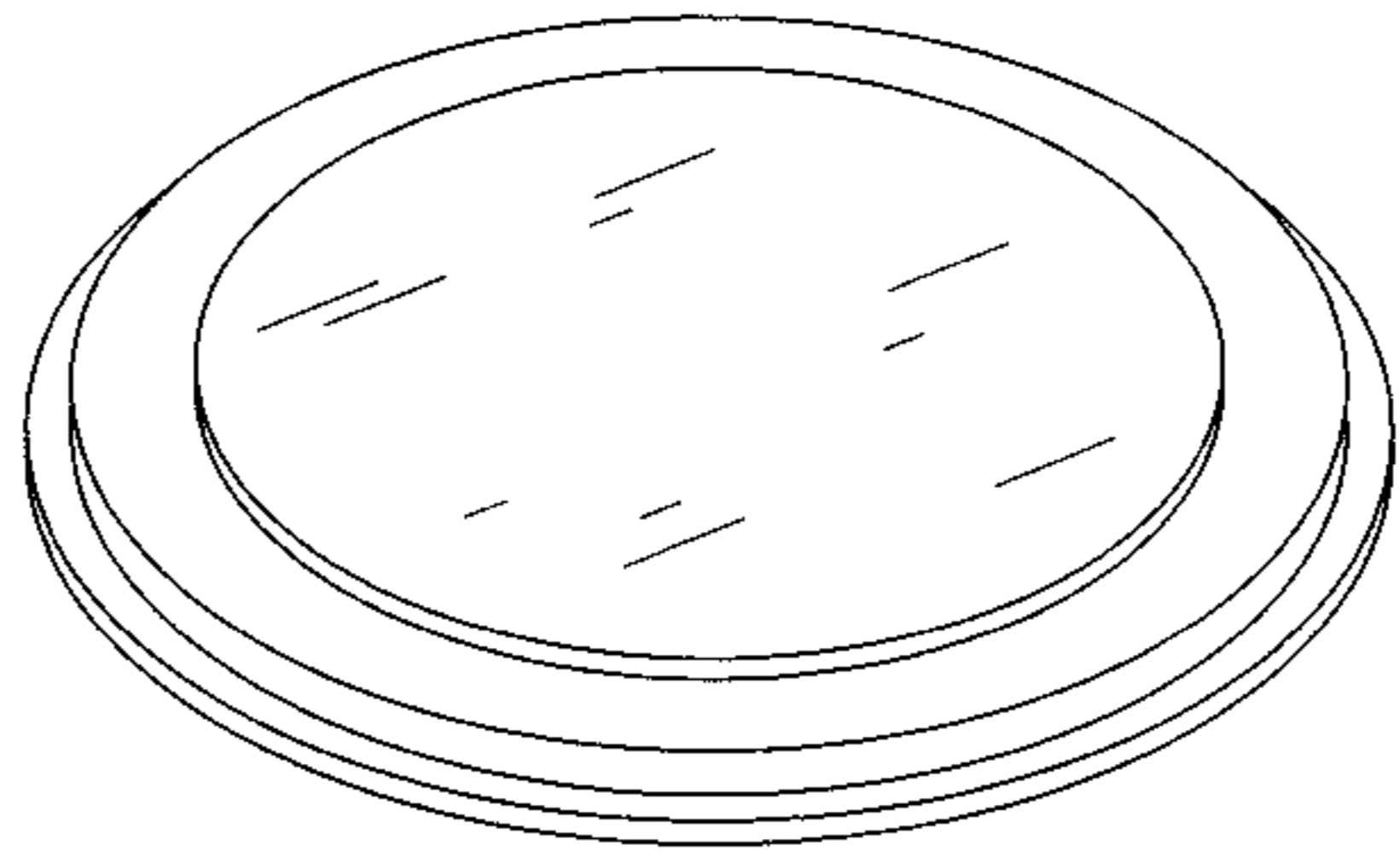
(57) **CLAIM**

The ornamental design for a microwave cooking tray, as shown and described.

DESCRIPTION

FIG. 1 is an exploded perspective view of a microwave cooking tray;
FIG. 2 is a top plan view of the lid shown separately for ease of illustration;
FIG. 3 is a top plan view of the cooking tray shown separately for ease of illustration; and,
FIG. 4 is a side elevation view of the microwave cooking tray with the lid closed over the main tray portion. The other side views are identical.

1 Claim, 3 Drawing Sheets



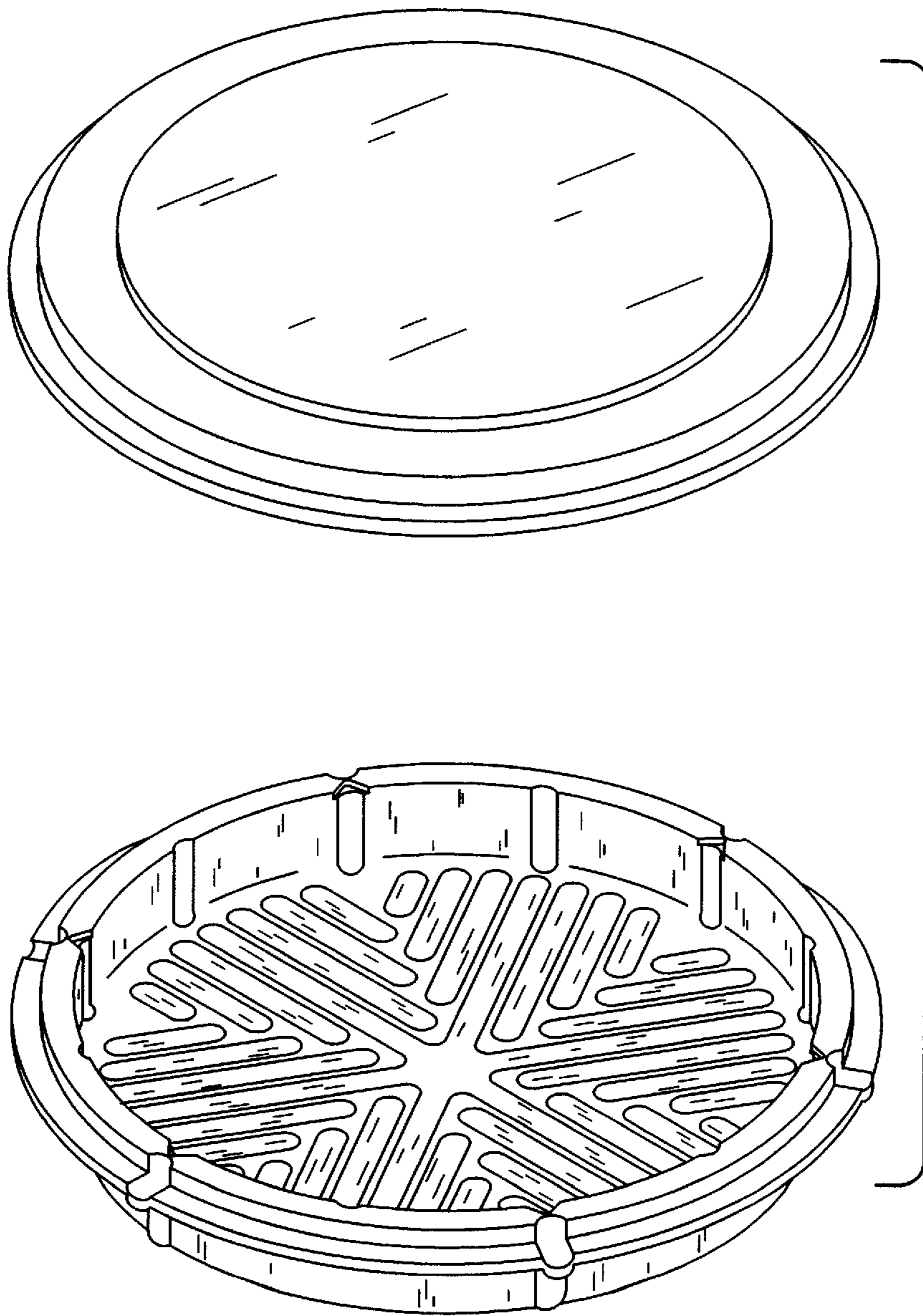


FIG. 1




FIG. 3

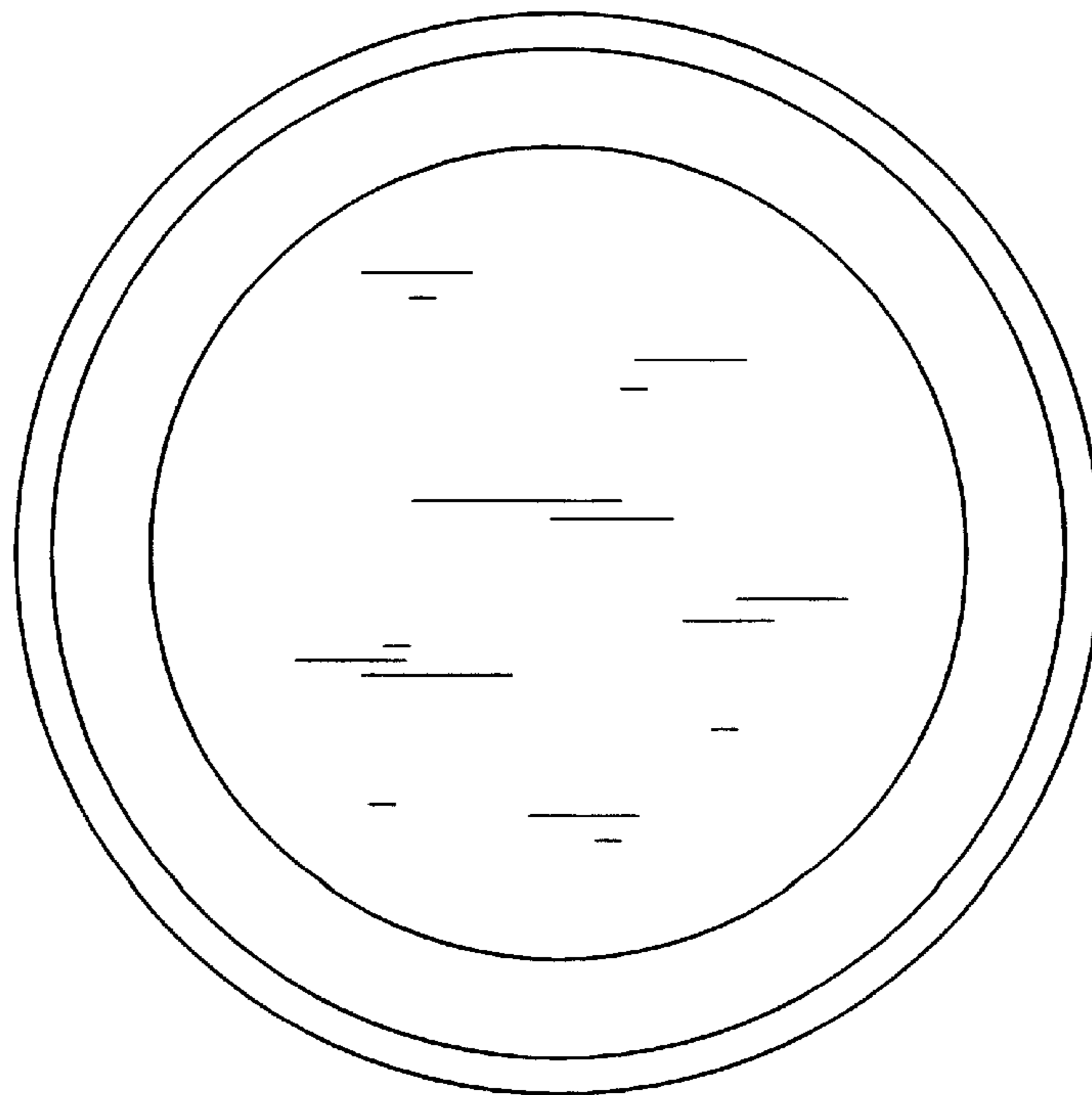


FIG. 2

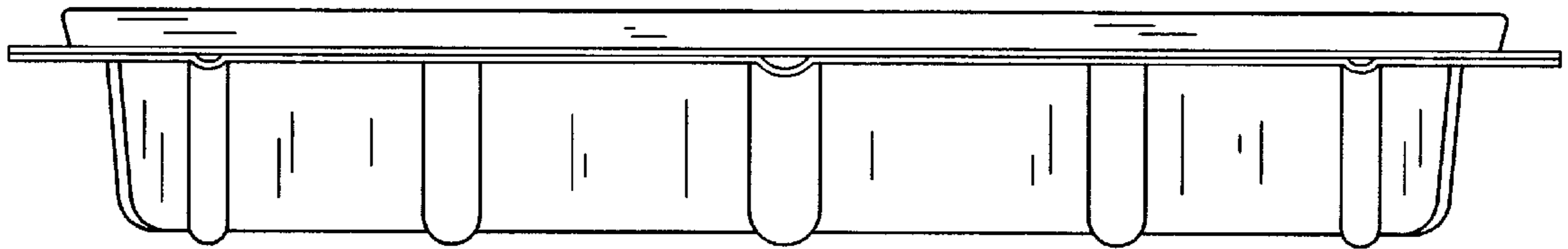


FIG. 4