



US00D475547S

(12) **United States Design Patent**
Tamburello

(10) **Patent No.:** **US D475,547 S**

(45) **Date of Patent:** **** Jun. 10, 2003**

(54) **HOLDER AND DISPLAY FOR COLLECTIBLES**

(76) **Inventor:** **Vincent Tamburello**, 5 Natasha Cir., Methuen, MA (US) 01844

(**) **Term:** **14 Years**

(21) **Appl. No.:** **29/166,949**

(22) **Filed:** **Sep. 6, 2002**

(51) **LOC (7) Cl.** **06-04**

(52) **U.S. Cl.** **D6/397; D6/470**

(58) **Field of Search** D6/300, 314, 470, D6/471, 472; D20/19; 40/721, 722, 725; 312/114, 204

(56) **References Cited**

U.S. PATENT DOCUMENTS

5,365,683	A	*	11/1994	Borja	40/781
D364,980	S	*	12/1995	Eason	D6/476
D367,561	S	*	3/1996	Kwan	D6/310
D368,588	S	*	4/1996	Goraleski et al.	D6/300
D381,045	S	*	7/1997	White	D20/19
D409,246	S	*	5/1999	Fereday et al.	D6/300
D423,796	S	*	5/2000	Kwan	D6/314
D450,484	S		11/2001	Tamburello	
D460,638	S		7/2002	Tamburello	
D461,654	S		8/2002	Tamburello	

* cited by examiner

Primary Examiner—Cathron C. Brooks
(74) *Attorney, Agent, or Firm*—Lambert & Associates; Gary Lambert

(57) **CLAIM**

The ornamental design for a holder and display for collectibles, as shown and described.

DESCRIPTION

FIG. 1 is right front perspective view of a holder and display for collectibles which embodies the present design shown in full lines, the items shown in broken lines within the holder and display for collectibles reflect objects on display and depicted for illustrative purposes only and form no part of the claimed design;

FIG. 2 is a top plan view of a holder and display for collectibles of FIG. 1;

FIG. 3 is a front elevational view of a holder and display for collectibles of FIG. 1;

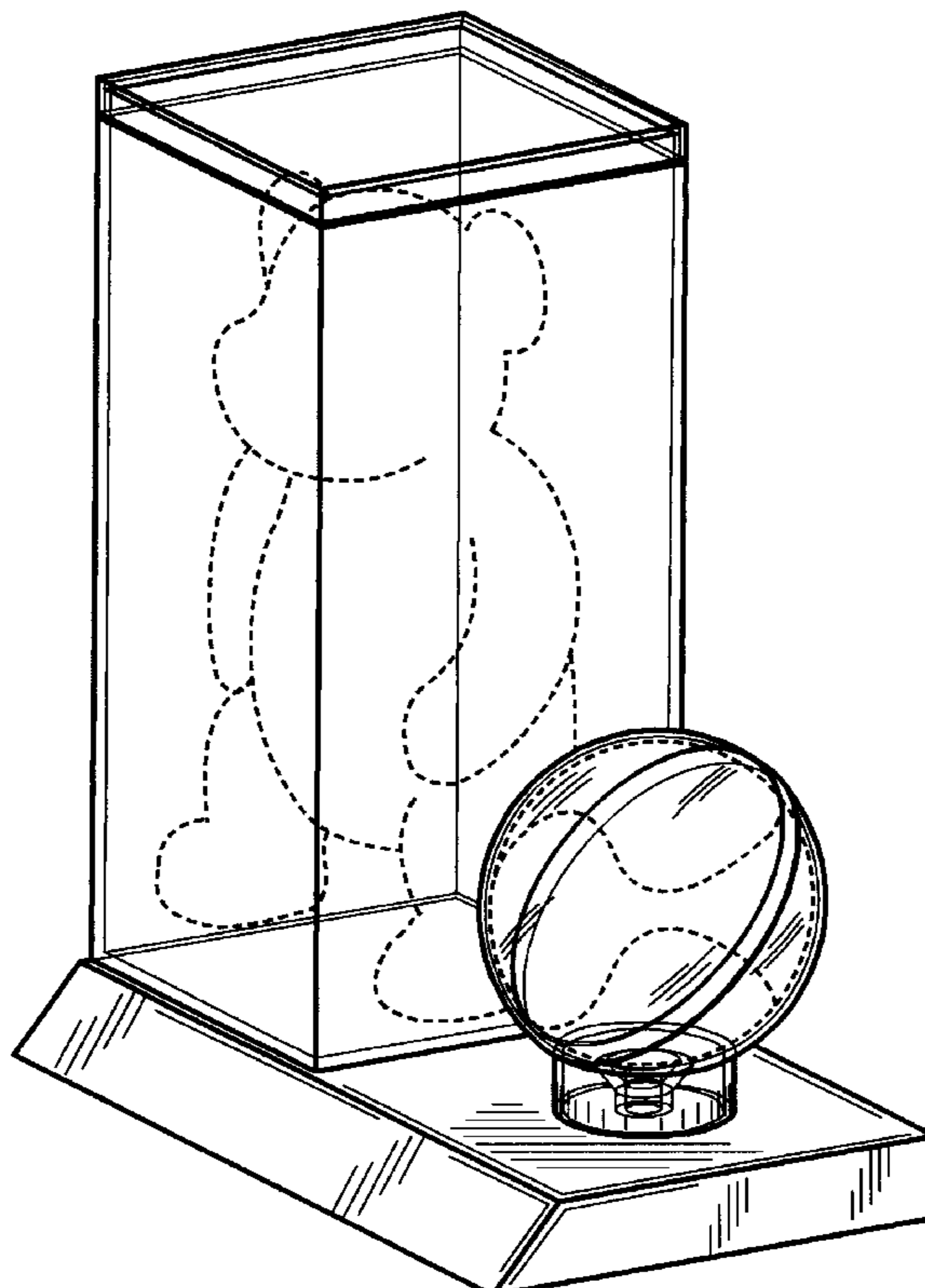
FIG. 4 is a bottom plan view of a holder and display for collectibles of FIG. 1;

FIG. 5 is a rear elevational view of a holder and display for collectibles of FIG. 1;

FIG. 6 is a left end elevational view of a holder and display for collectibles of FIG. 1; and,

FIG. 7 is a right end elevational view of a holder and display for collectibles of FIG. 1.

1 Claim, 3 Drawing Sheets



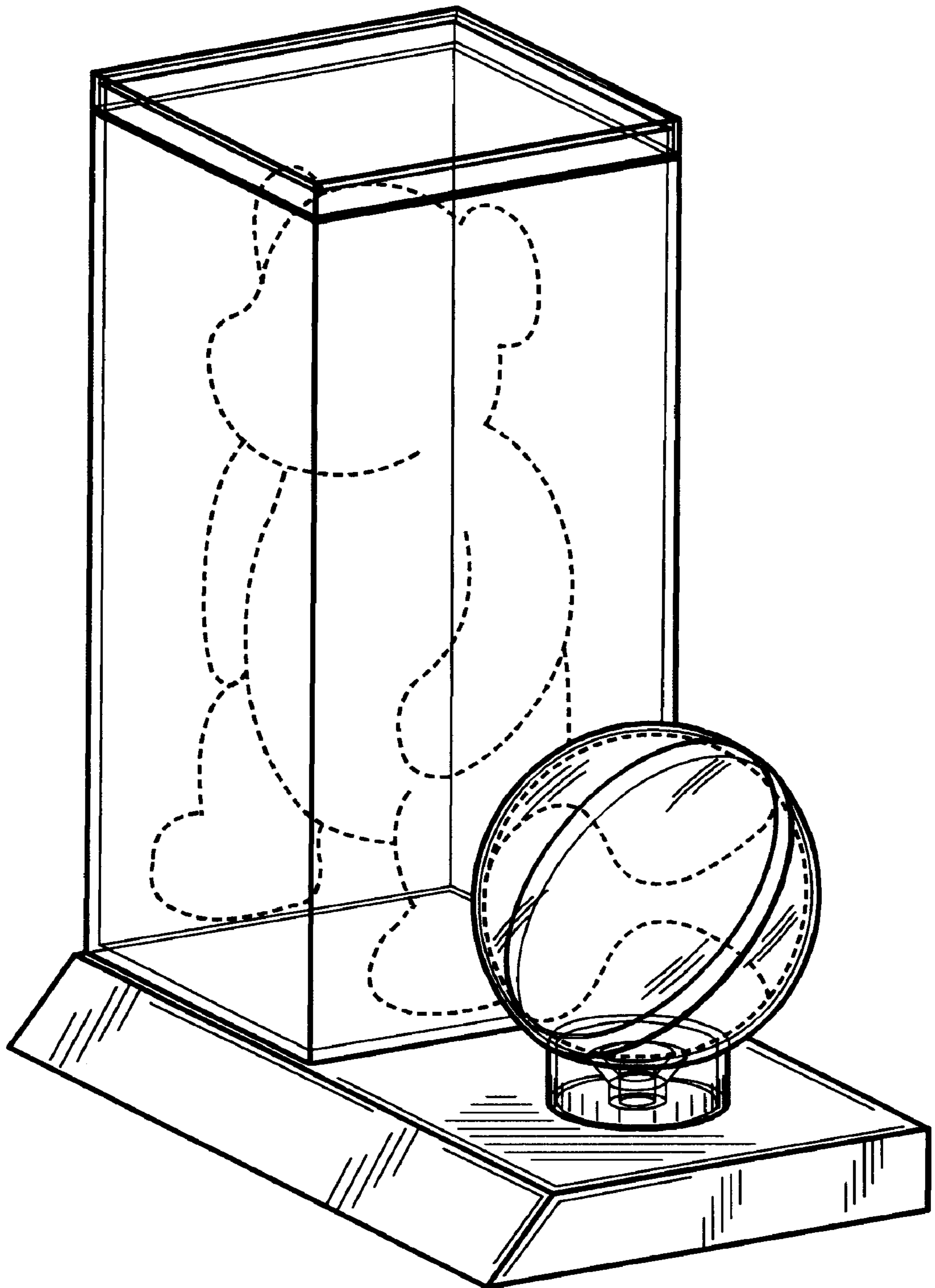


FIG. 1

FIG. 2




FIG. 3


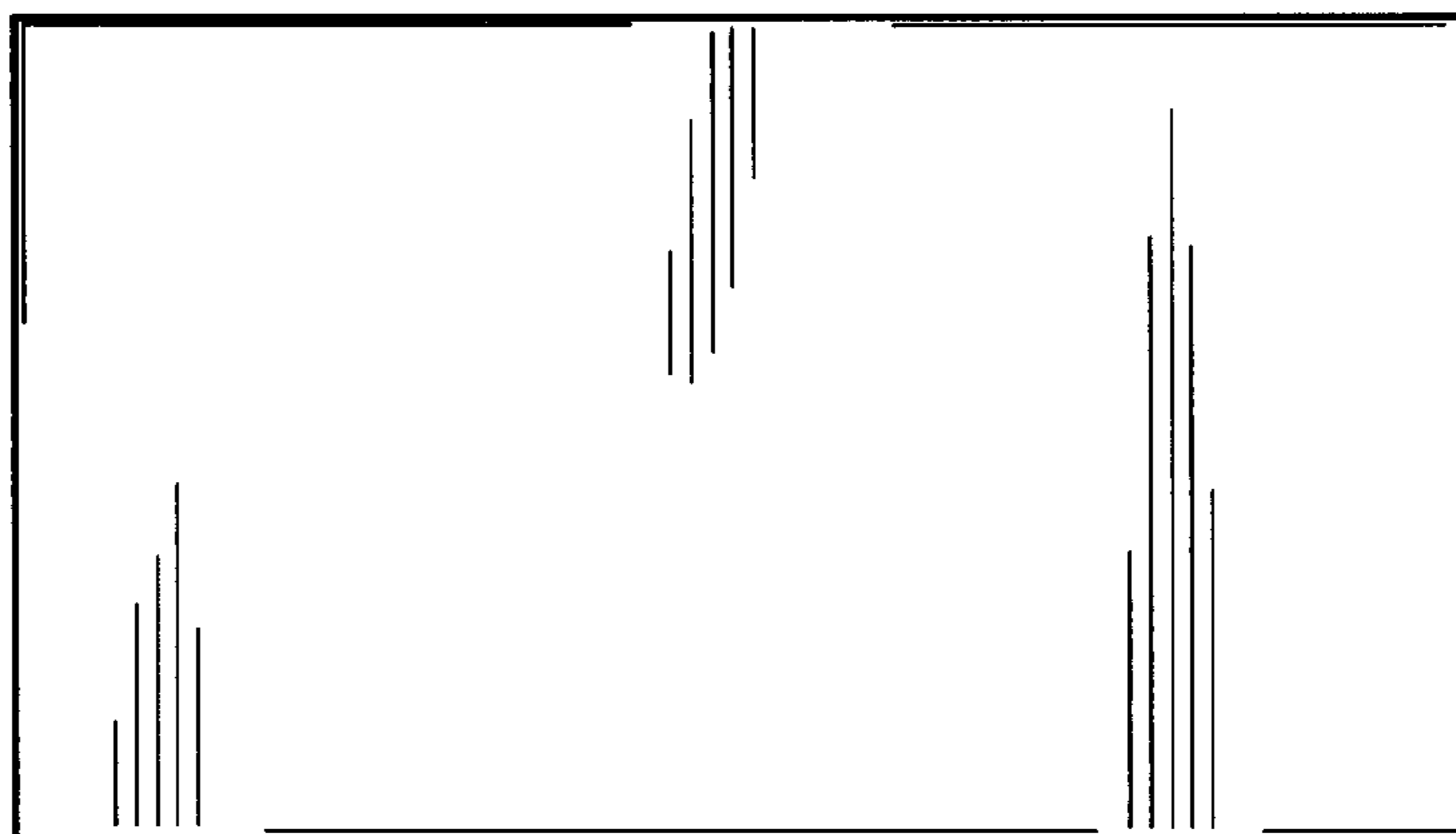


FIG. 4






FIG. 5




FIG. 6

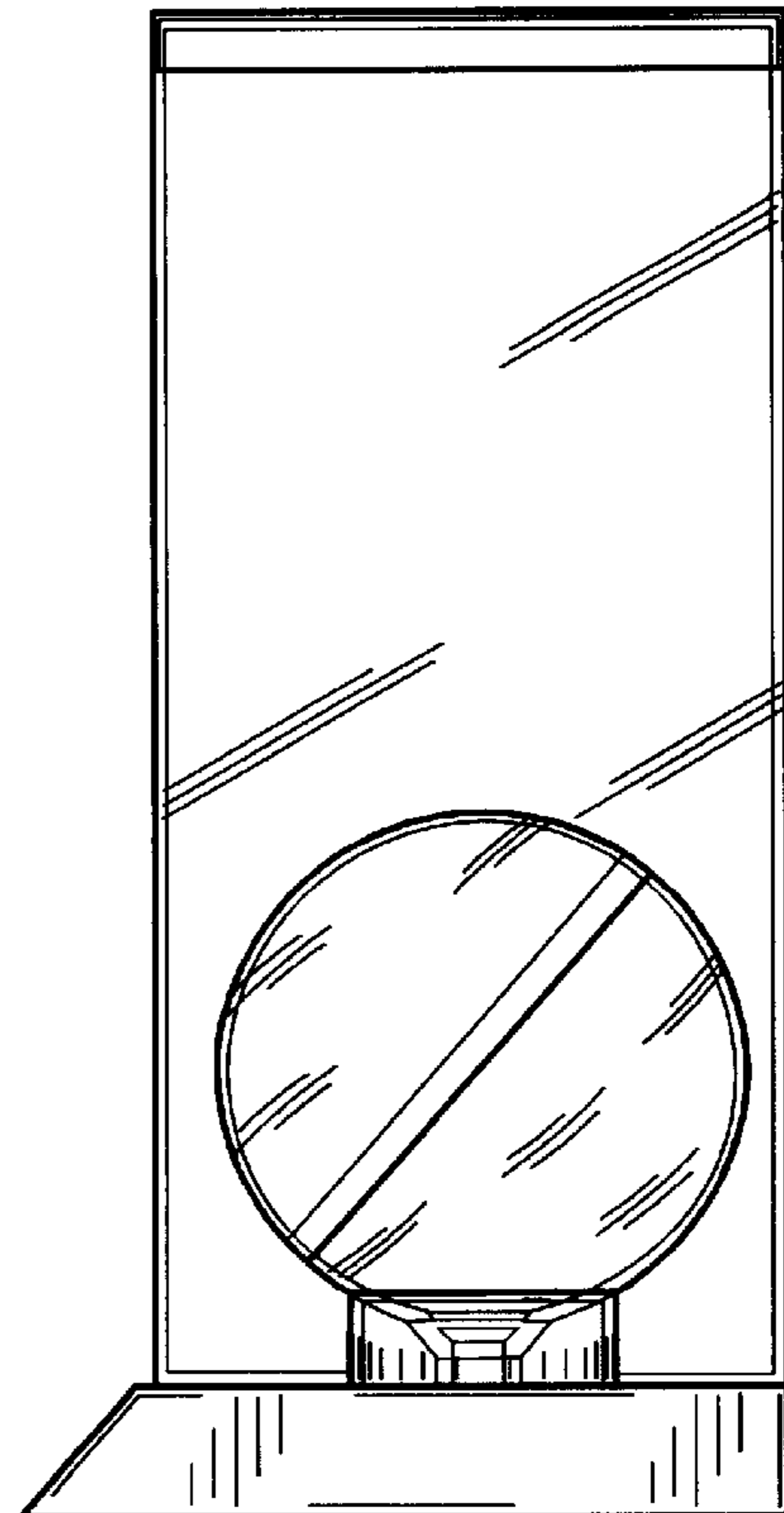


FIG. 7