



US00D475520S

(12)

United States Design Patent
Avar

(10)

Patent No.:
US D475,520 S

(45)

Date of Patent:
**** Jun. 10, 2003**

(54) **PORTION OF A SHOE UPPER**

(75) Inventor: **Eric P. Avar**, Aloha, OR (US)

(73) Assignee: **Nike, Inc.**, Beaverton, OR (US)

(**) Term: **14 Years**

(21) Appl. No.: **29/171,248**

(22) Filed: **Nov. 20, 2002**

(51) **LOC (7) Cl.** **02-99**

(52) **U.S. Cl.** **D2/972**

(58) **Field of Search** D2/896, 902, 907,
D2/943, 944, 946, 969, 972-974; 36/45,
50.1, 51, 77 M, 77 R, 83, 88, 113, 114,
126-130

(56) **References Cited**

U.S. PATENT DOCUMENTS

4,150,455 A

4/1979

Fukuoka

D279,232 S

6/1985

Gamm

5,604,997 A

2/1997

Dieter

D406,450 S

3/1999

Hatfield et al.

D431,349 S

10/2000

Matis et al.

D431,899 S

* 10/2000

Cooper

D2/972

D433,217 S

* 11/2000

Link

D2/972

D434,551 S

12/2000

Snyder

D449,922 S

11/2001

Pollastrelli

D458,443 S

6/2002

Matis

D465,902 S

11/2002

Ammon et al.

D465,907 S

11/2002

Matis

D468,088 S

* 1/2003

Link

D2/972

OTHER PUBLICATIONS

Nike Footwear Catalog, Spring Freestyle 1985, p. 24, published 1985.

Nike Footwear Catalog, Spring Athletic 1985. p. 28, published 1985.

Nike Footwear Catalog, Fall 1996, p. 54, published Dec. 1995.

Nike Footwear Catalog, Late Spring 1997, p. 142, published Sep. 1996.

Nike Footwear Catalog, Holiday 1997, p. 91, published Mar. 1997.

Nike Footwear Catalog, Spring 1998, p. 115, published Jun. 1997.

Nike Footwear Catalog, Late Spring 1998, p. 132, published Sep. 1997.

Nike Footwear Catalog, Spring 2000, p. M50, published Jul. 1999.

Nike Footwear Catalog, Fall 2002, p. 12, published Nov. 2001.

* cited by examiner

Primary Examiner—Dominic Simone

(74) *Attorney, Agent, or Firm*—Banner & Witcoff, Ltd.

(57) **CLAIM**

The ornamental design for a portion of a shoe upper, as shown and described.

DESCRIPTION

FIG. 1 is a perspective view of a portion of a shoe upper showing my new design;

FIG. 2 is a left side elevational view thereof;

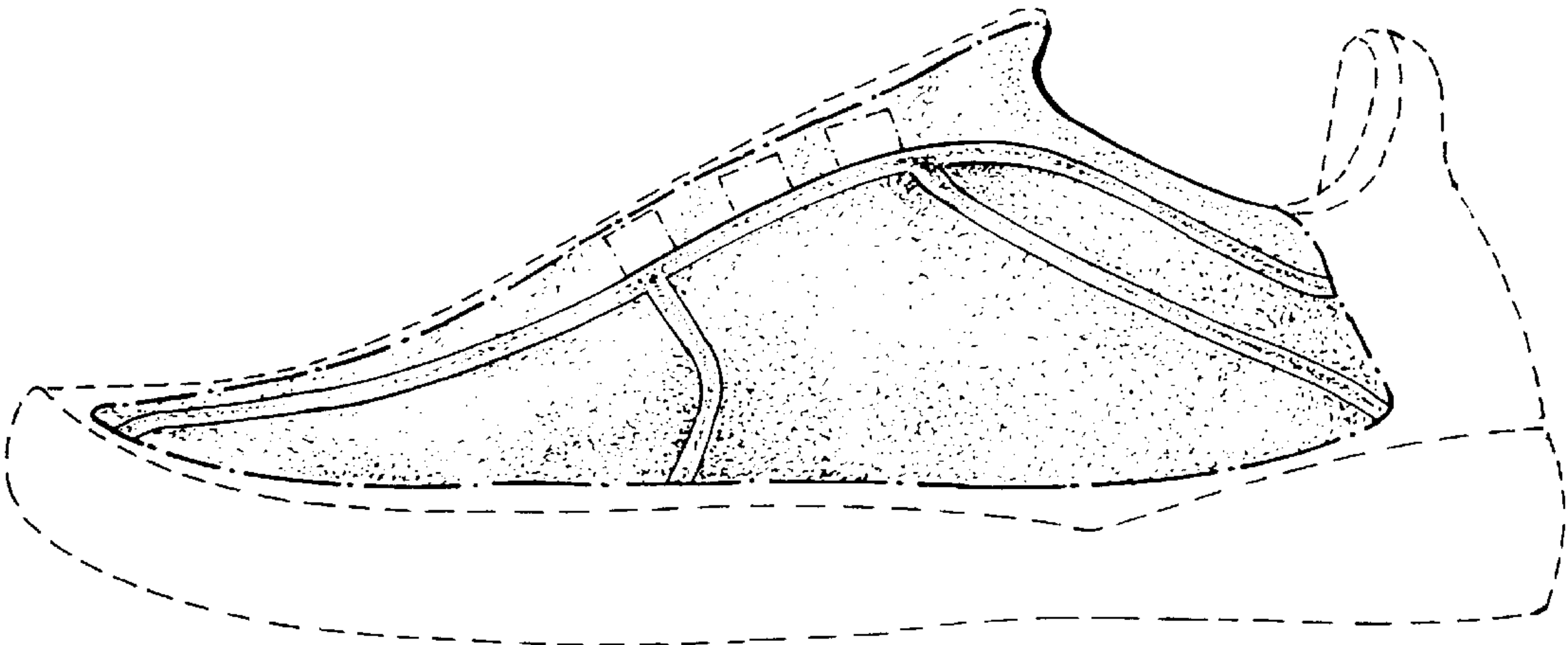
FIG. 3 is a front view thereof;

FIG. 4 is a rear view thereof; and,

FIG. 5 is a top view thereof.

The solid line shown in FIGS. 1 and 5 around the foot opening portion of the shoe immediately adjacent to the shaded area represents a claimed boundary of the design. The uneven broken line immediately adjacent to the shaded area represents an unclaimed boundary of the design. The uneven broken line showing of the lace loop elements and the broken line showing of the remainder of the shoe are for illustrative purposes only and form no part of the claimed design.

1 Claim, 2 Drawing Sheets



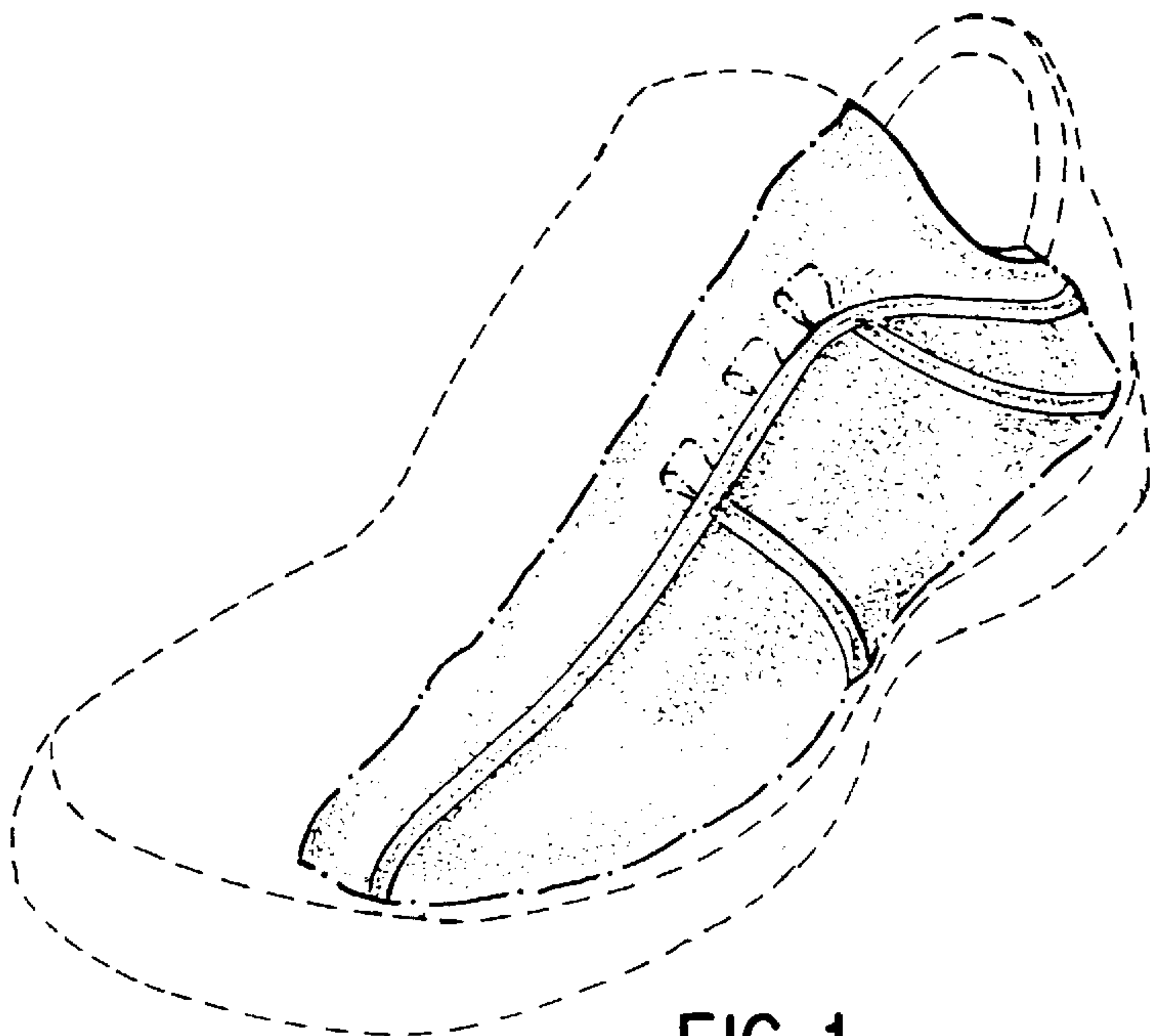


FIG. 1

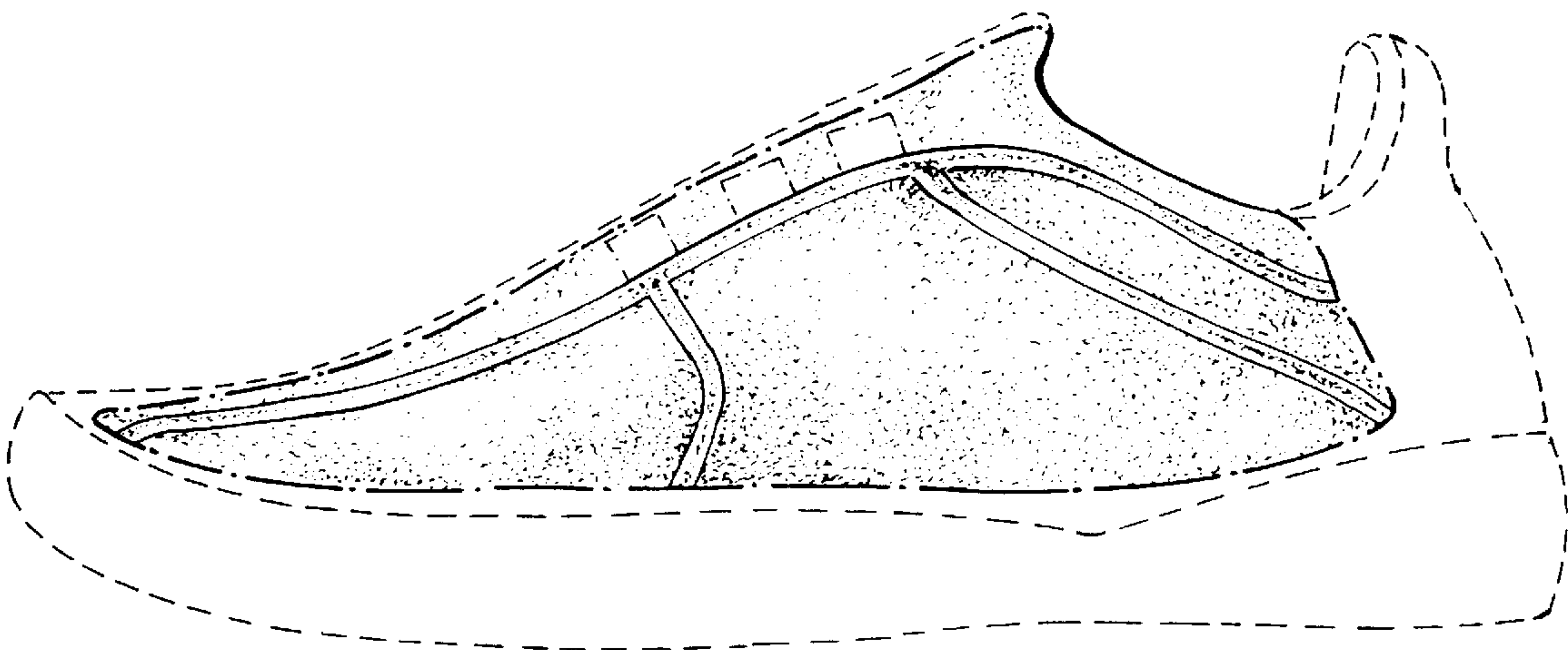


FIG. 2

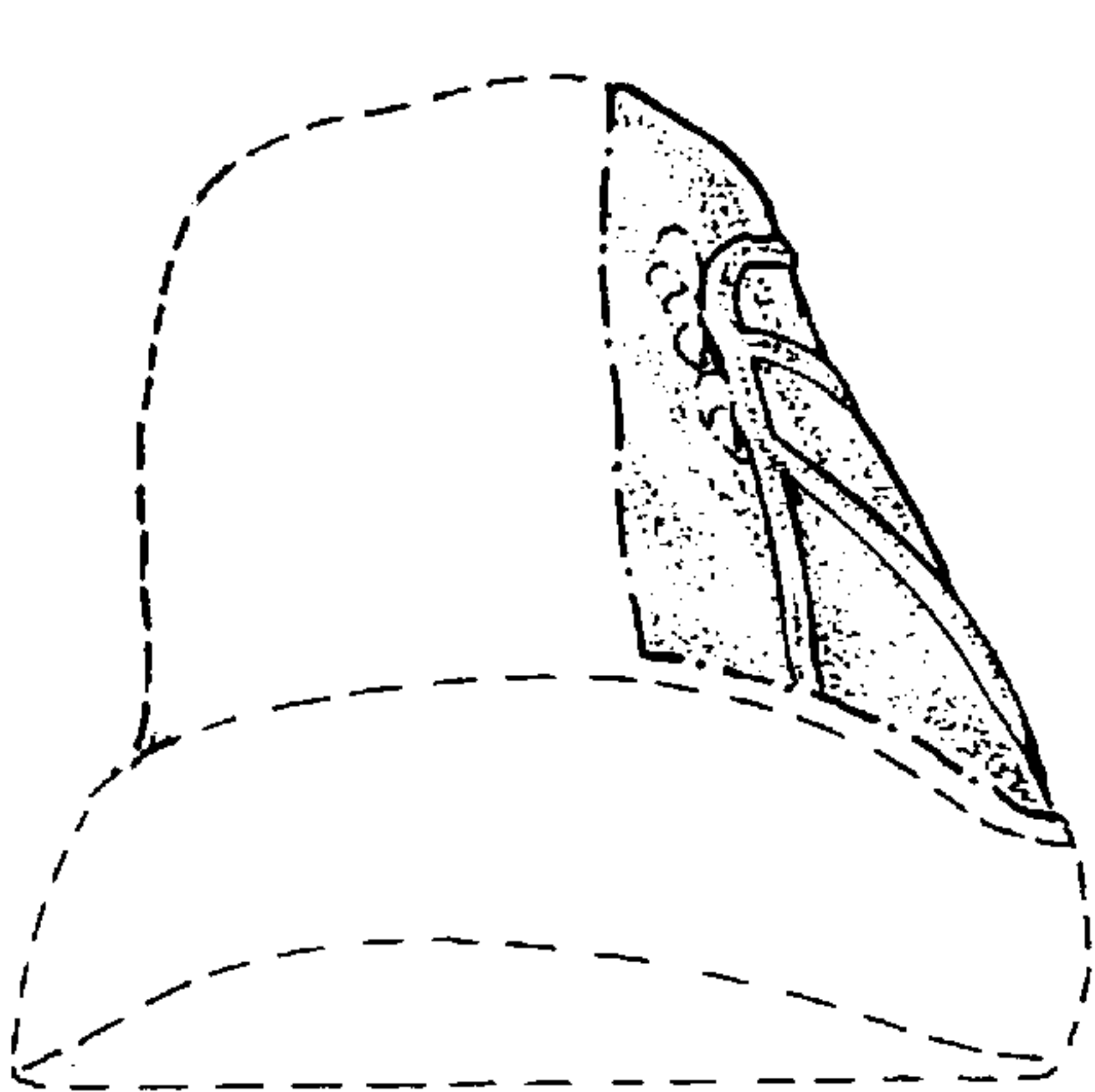


FIG. 3

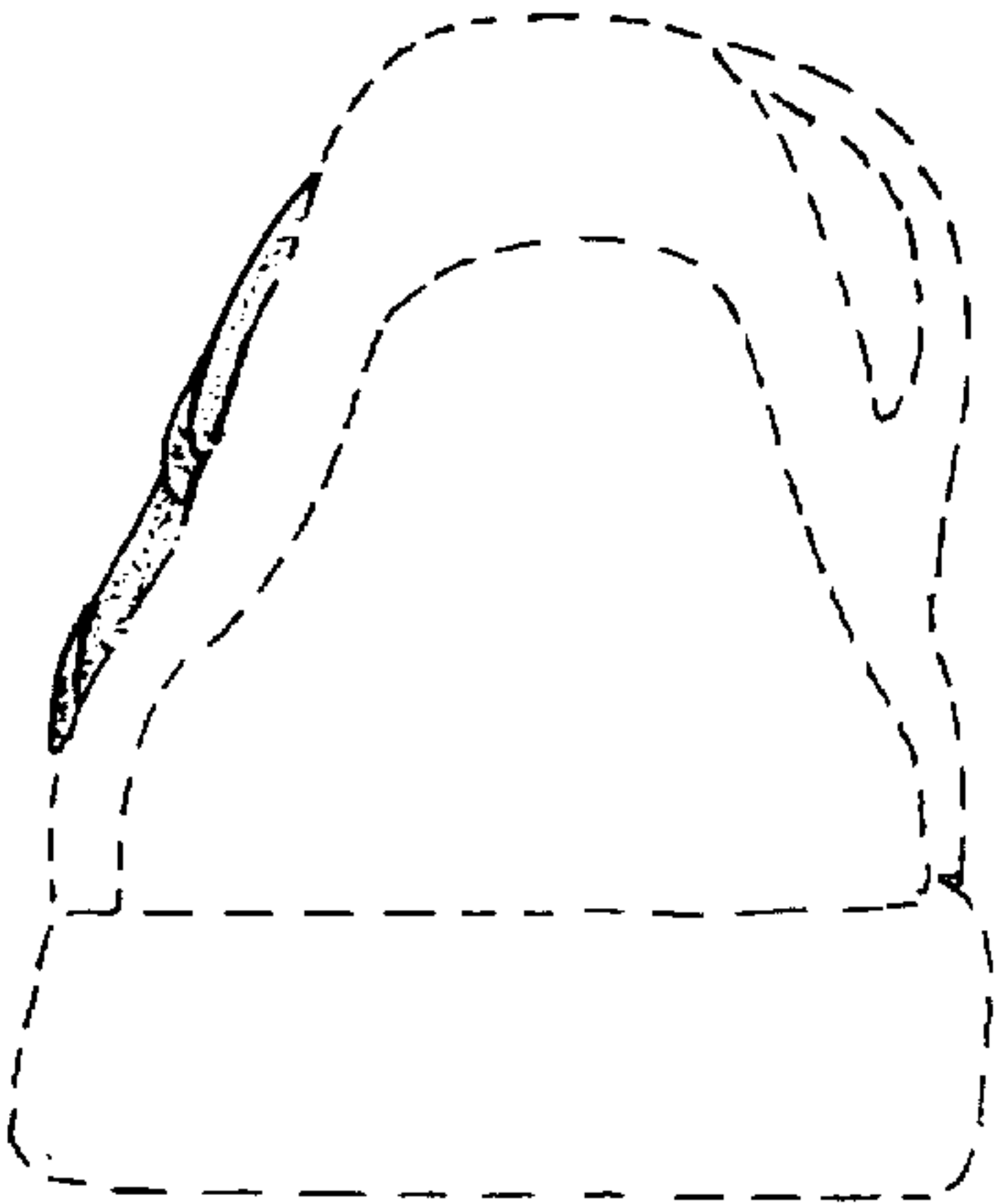


FIG. 4




FIG. 5