



US00D475519S

(12) **United States Design Patent**
Morris

(10) **Patent No.:** **US D475,519 S**

(45) **Date of Patent:** **** Jun. 10, 2003**

(54) **SIDE ELEMENT OF A SHOE UPPER**

D467,411 S * 12/2002 Dombrow D2/972

(75) Inventor: **E. Scott Morris**, Hillsboro, OR (US)

OTHER PUBLICATIONS

(73) Assignee: **Nike, Inc.**, Beaverton, OR (US)

“Nike Men’s Footwear Catalog,” Fall 2001, published Nov. 1, 2000 (pp. 7, 16, 19, 44, 111, 126), Beaverton, Oregon.
“Nike Women’s Footwear Catalog,” Fall 2001, published Feb. 1, 2001 (pp. 27, 96, 116, 133), Beaverton, Oregon.
“Nike Men’s Footwear Catalog,” Spring 2002, published Jun. 1, 2001 (pp. 12, 41, 98, 105), Beaverton, Oregon.
“Nike Women’s Footwear Catalog,” Spring 2002, published Jun. 1, 2001 (pp. 48, 88), Beaverton, Oregon.
“Nike Men’s Footwear Catalog,” Late Spring 2002, published Sep. 1, 2001 (pp. 41, 119), Beaverton, Oregon.
“Nike Women’s Footwear Catalog,” Late Spring 2002, published Sep. 1, 2001 (p. 91), Beaverton, Oregon.

(**) Term: **14 Years**

(21) Appl. No.: **29/170,710**

(22) Filed: **Nov. 12, 2002**

(51) **LOC (7) Cl.** **02-99**

(52) **U.S. Cl.** **D2/972**

(58) **Field of Search** D2/896, 902, 907,
D2/943, 944, 946, 969, 972-974; 36/45,
50.1, 51, 77 M, 77 R, 83, 88, 113, 114,
126-130

(List continued on next page.)

(56) **References Cited**

Primary Examiner—Dominic Simone
(74) *Attorney, Agent, or Firm*—Trask Britt

U.S. PATENT DOCUMENTS

(57) **CLAIM**

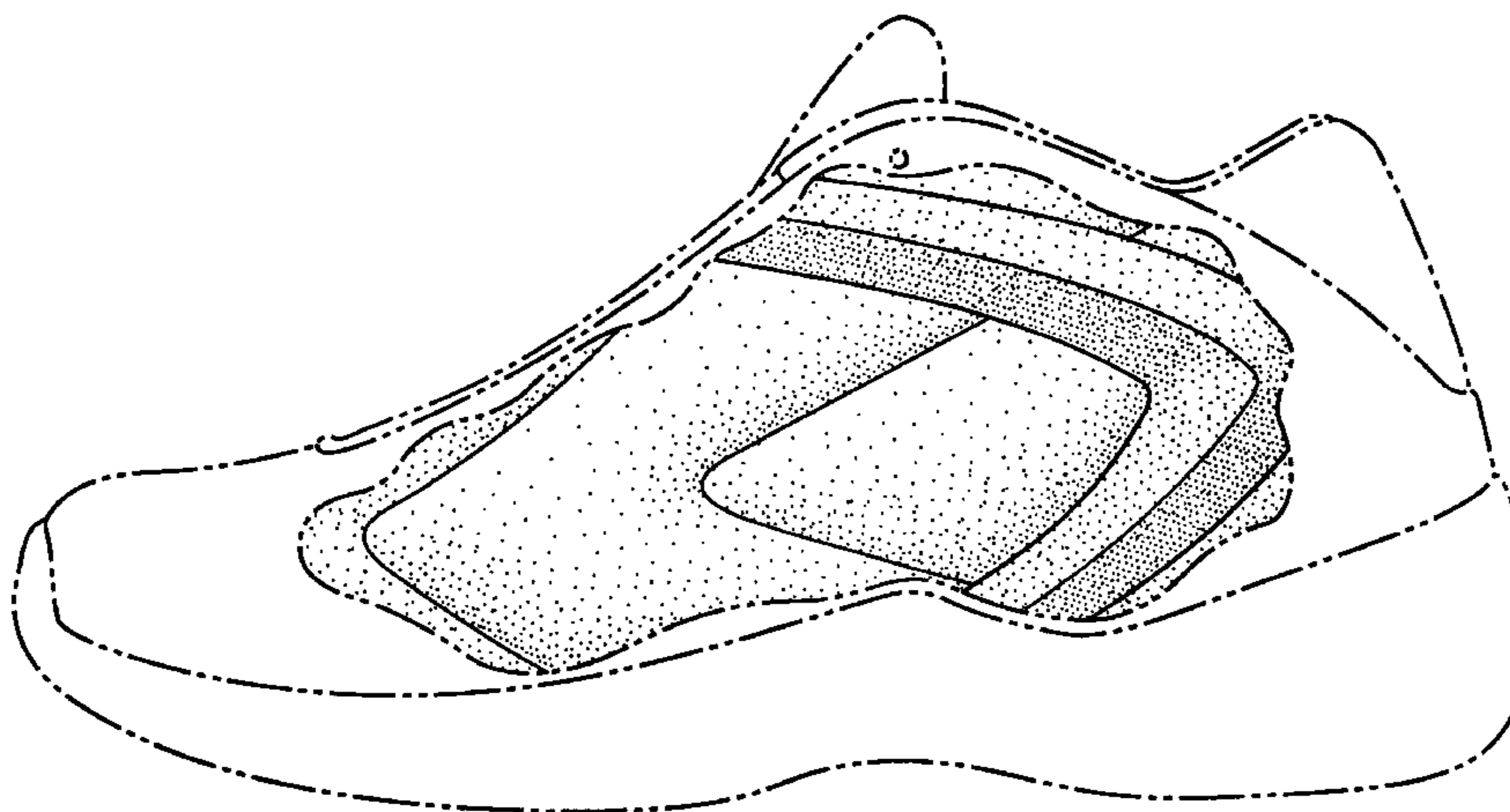
D330,968 S	11/1992	Smith, III	
D330,969 S	11/1992	Smith, III	
D334,831 S	4/1993	Worthington	
D344,397 S	2/1994	Zelenko	
D346,899 S	5/1994	Hatfield et al.	
D355,977 S	3/1995	Teague	
D373,461 S	9/1996	Smith	
D397,856 S	9/1998	Smith, III	
D401,051 S	11/1998	Hamel	
D401,052 S	11/1998	Lozano	
D401,755 S	12/1998	Zinovieff	
D401,756 S	12/1998	Avar	
D405,950 S	2/1999	Lozano	
D408,124 S	4/1999	Reynolds	
D408,986 S	5/1999	Gray et al.	
D412,054 S	7/1999	Gray et al.	
D417,775 S	12/1999	Holmes	
D417,776 S	12/1999	McDowell	
D418,284 S	* 1/2000	Hlavacs D2/972
D424,798 S	5/2000	McDowell	
D428,551 S	7/2000	McDowell	
D436,244 S	1/2001	James	
D441,182 S	5/2001	Link	
D449,924 S	* 11/2001	O’Boyle D2/972

The ornamental design for a side element of a shoe upper, as shown and described.

DESCRIPTION

FIG. 1 is a perspective view of a side element of a shoe upper showing my new design;
FIG. 2 is a side view of the side element of a shoe upper shown in FIG. 1;
FIG. 3 is a front view of the side element of a shoe upper shown in FIG. 1;
FIG. 4 is a rear view of the side element of a shoe upper shown in FIG. 1; and,
FIG. 5 is a top view of the side element of a shoe upper shown in FIG. 1.
The uneven broken lines immediately adjacent to the shaded areas represent the bounds of the claimed design. All other uneven broken lines represent the remaining portion of the shoe. The uneven broken line representations are for illustrative purposes only and form no part of the claimed design.

1 Claim, 2 Drawing Sheets



OTHER PUBLICATIONS

“Nike Men’s Footwear Catalog,” Fall 2002, published Nov. 1, 2001 (p. 111), Beaverton, Oregon.

“Nike Women’s Footwear Catalog,” Fall 2002, published Nov. 1, 2001 (p. 23), Beaverton, Oregon.

“Nike Men’s Footwear Catalog,” Holiday 2002, published Mar. 1, 2002 (pp. 13, 62), Beaverton, Oregon.

“Nike Women’s Footwear Catalog,” Holiday 2002, published Mar. 1, 2002 (pp. 24, 31, 89), Beaverton, Oregon.

* cited by examiner

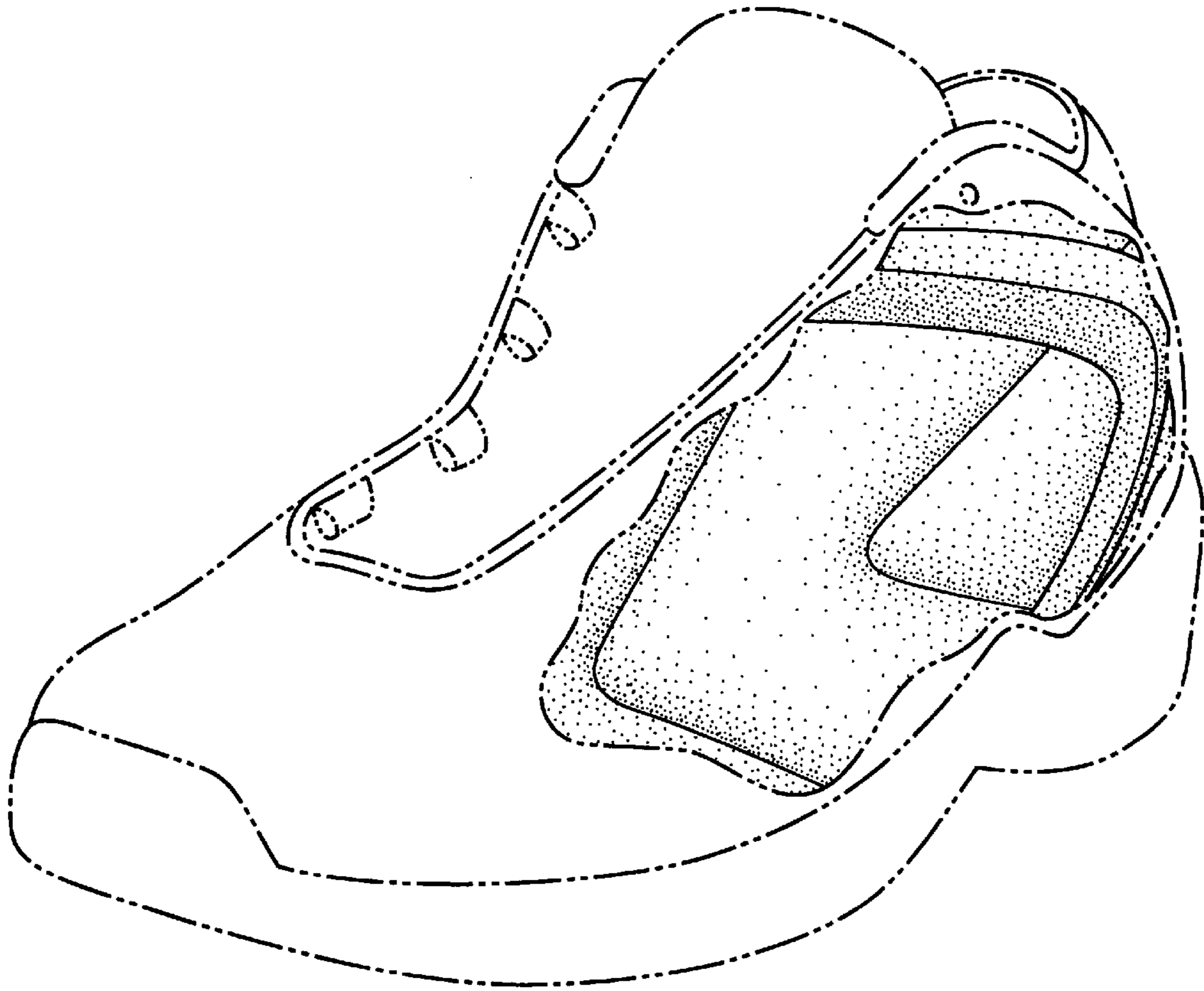


Fig. 1

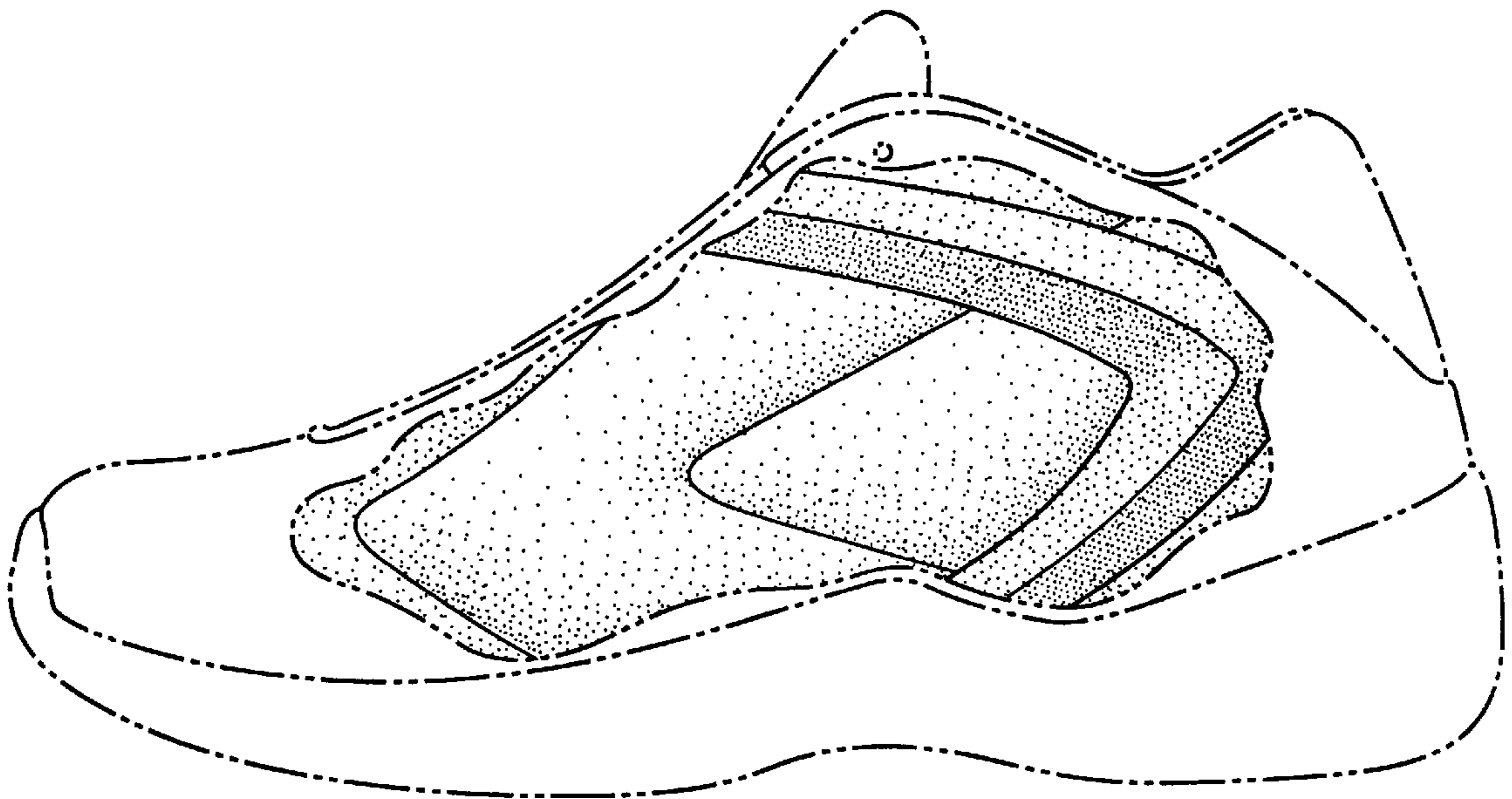


Fig. 2

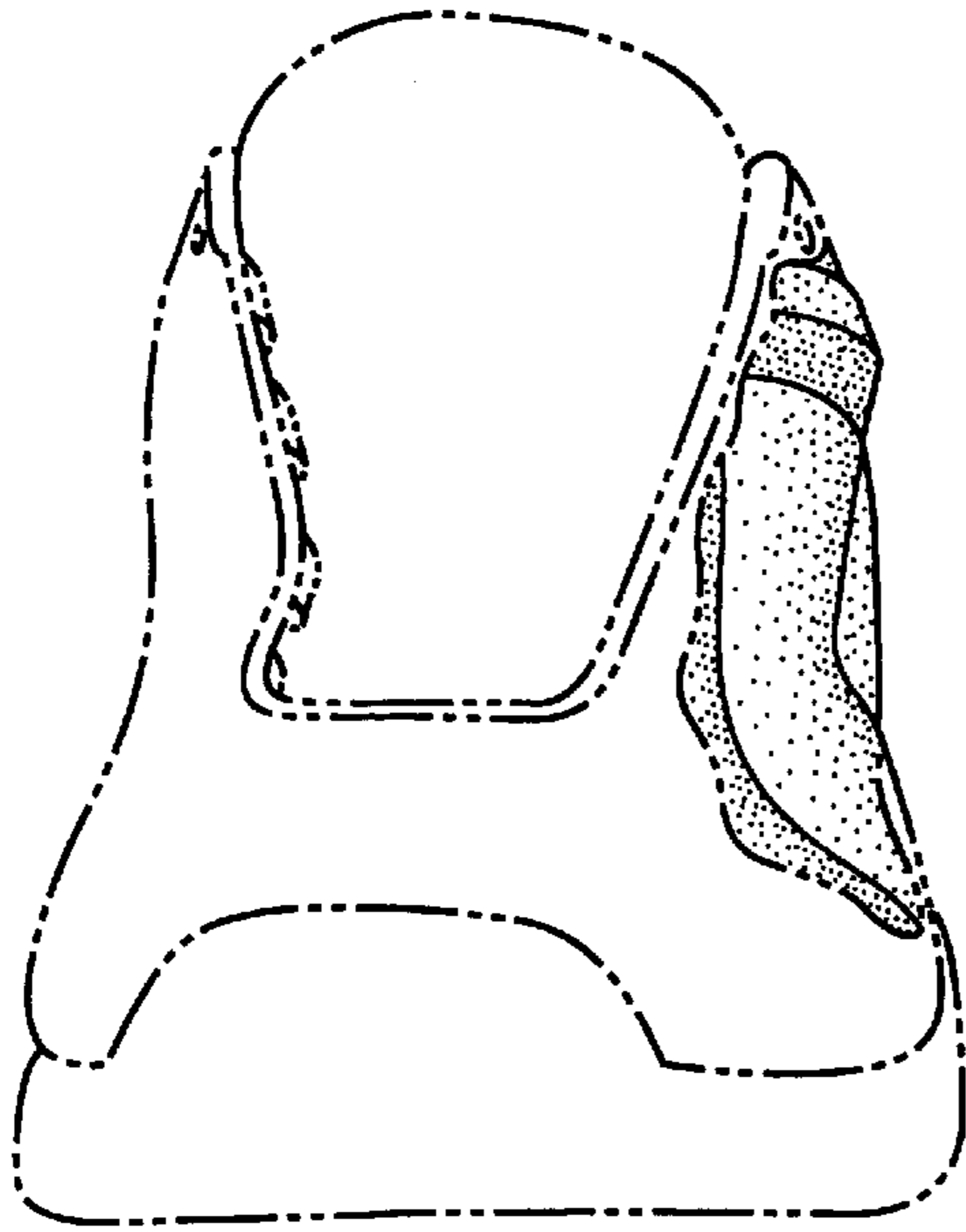


Fig. 3

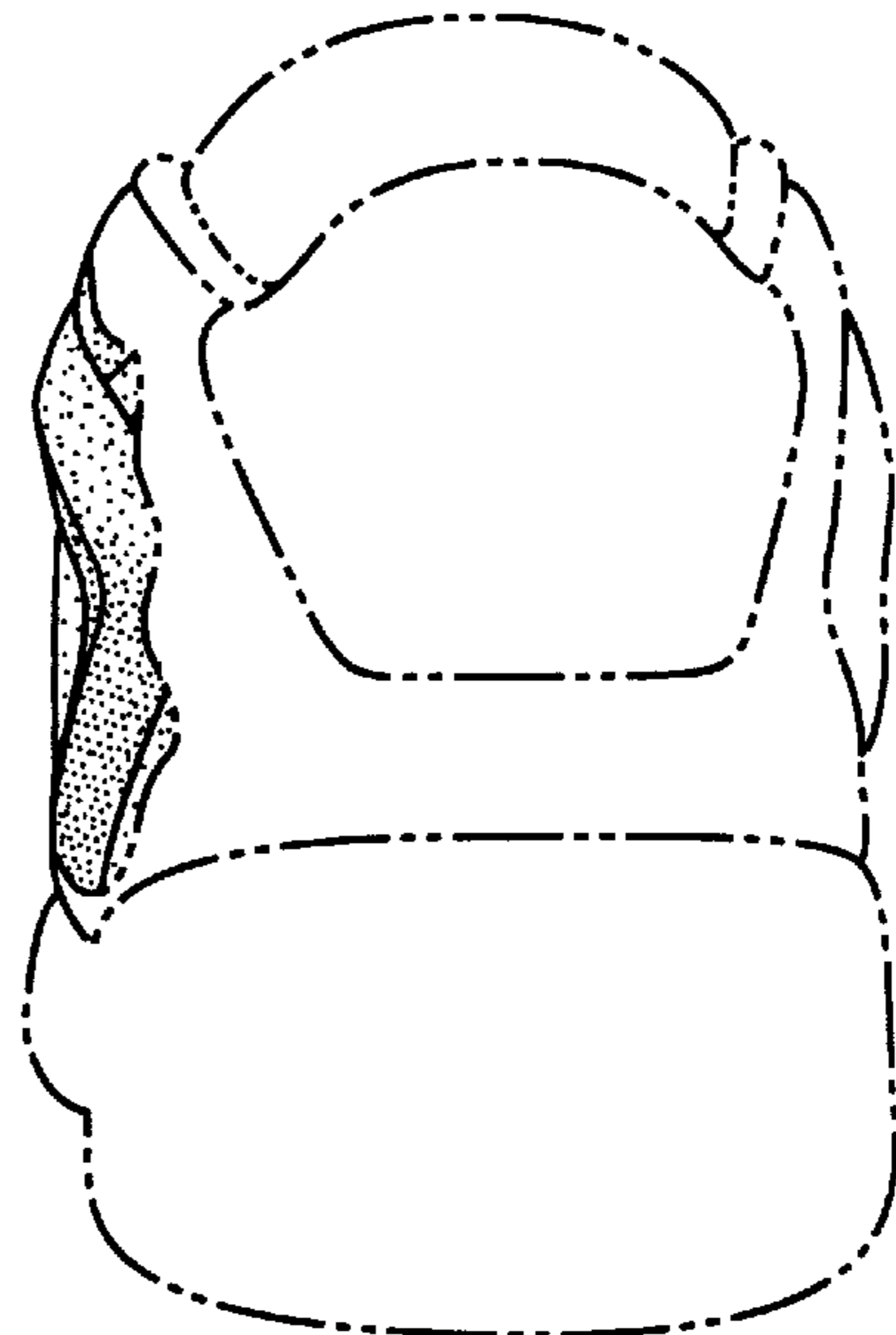


Fig. 4

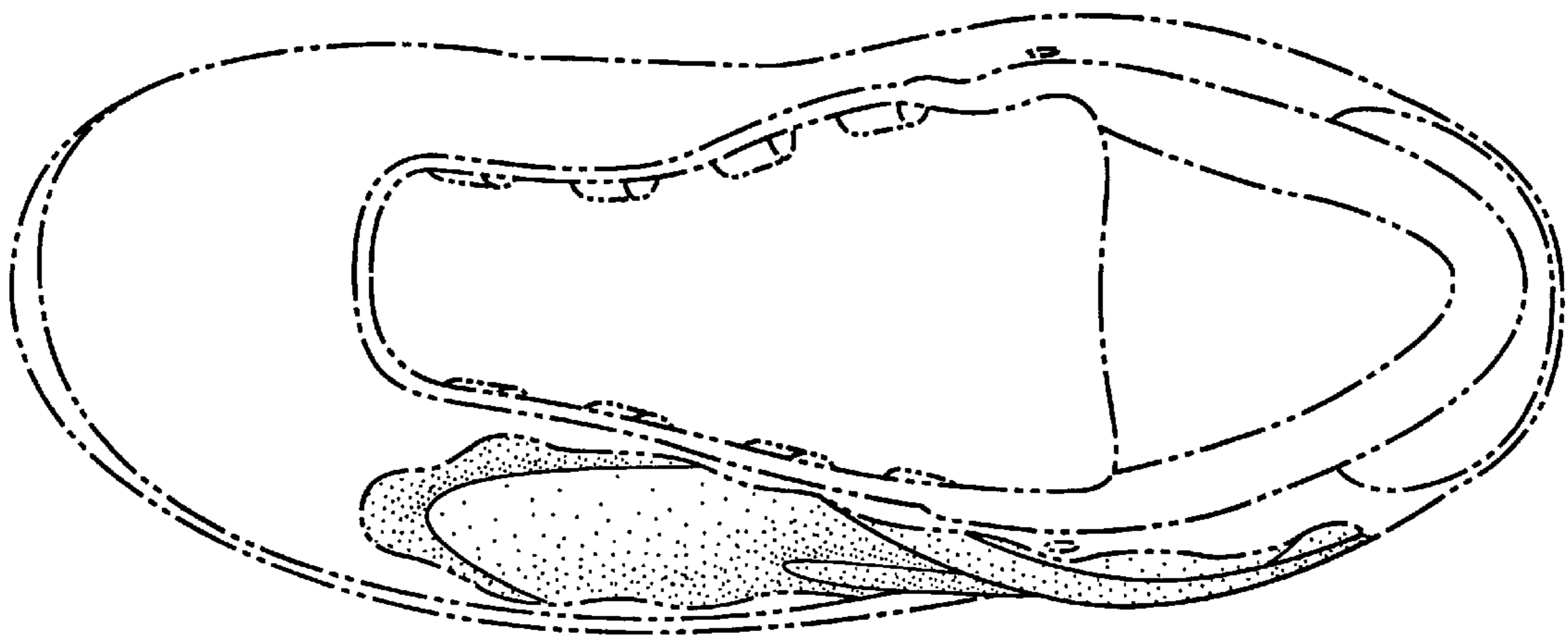


Fig. 5