



US00D475495S

(12) **United States Design Patent**
Edwards

(10) **Patent No.:** **US D475,495 S**

(45) **Date of Patent:** **** *Jun. 3, 2003**

(54) **FURNITURE SLIDE**

5,984,360 A 11/1999 Edwards et al.
6,206,424 B1 3/2001 Edwards et al.
6,405,982 B2 * 6/2002 Ferencz 248/188.9

(76) **Inventor:** **Donald V. Edwards**, 28 Government Rd., Irwin, PA (US) 15642

* cited by examiner

(*) **Notice:** This patent is subject to a terminal disclaimer.

Primary Examiner—Cynthia E. Ramirez
(74) *Attorney, Agent, or Firm*—Carothers & Carothers

(**) **Term:** **14 Years**

(57) **CLAIM**

(21) **Appl. No.:** **29/154,432**

The ornamental design for a furniture slide, as shown and described.

(22) **Filed:** **Jan. 22, 2002**

DESCRIPTION

(51) **LOC (7) Cl.** **12-05**

(52) **U.S. Cl.** **D34/28**

(58) **Field of Search** D34/28; 280/845; 16/42 R; 248/346.11, 188.9, 346.04, 346.03

FIG. 1 is a top plan view of the furniture slide showing my new design;

FIG. 2 is a view in right side elevation of the furniture slide shown in FIG. 1;

FIG. 3 is a bottom plan view of the furniture slide shown in FIG. 1;

FIG. 4 is a view in left side elevation of the furniture slide shown in FIG. 1;

FIG. 5 is a front view of the furniture slide shown in FIG. 1; and,


FIG. 6 is a rear view of the furniture slide shown in FIG. 1.

(56) **References Cited**

U.S. PATENT DOCUMENTS

| | | | | | | |
|-----------|---|---|---------|----------------|-------|---------|
| 4,332,052 | A | * | 6/1982 | Remington | | 16/42 R |
| 5,057,356 | A | * | 10/1991 | Smith | | 16/42 R |
| 5,081,740 | A | * | 1/1992 | Smith | | 16/42 R |
| 5,426,818 | A | * | 6/1995 | Bushey | | 16/42 R |
| 5,681,416 | A | * | 10/1997 | Neumann et al. | | 16/42 R |
| 5,802,669 | A | * | 9/1998 | Wurdack | | 16/42 R |

1 Claim, 1 Drawing Sheet






FIG. 1



FIG. 2

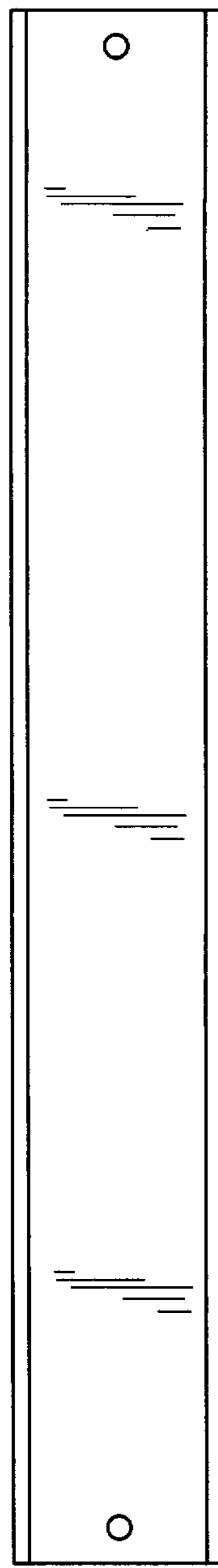


FIG. 3



FIG. 4



FIG. 5



FIG. 6