



US00D475483S

(12) **United States Design Patent**
Angeletta

(10) **Patent No.:** **US D475,483 S**

(45) **Date of Patent:** **** Jun. 3, 2003**

(54) **HANDLE FOR A LOTION APPLICATOR**

(76) **Inventor:** **Joseph G. Angeletta**, 418 Fifth St.,
Mamaroneck, NY (US) 10543

(**) **Term:** **14 Years**

(21) **Appl. No.:** **29/147,934**

(22) **Filed:** **Sep. 10, 2001**

(51) **LOC (7) Cl.** **28-02**

(52) **U.S. Cl.** **D28/7; D4/138**

(58) **Field of Search** D28/7, 63; D4/114,
D4/138, 119, 120, 132, 134, 137, 130,
127; 132/320, 317; D32/45, 51; 15/143.1,
244.1; D24/119; 401/6, 196, 198, 202-207,
262-264, 266

(56) **References Cited**

U.S. PATENT DOCUMENTS

2,742,660	A	*	4/1956	Van Esley	401/205
D214,260	S	*	5/1969	Yonkers	D4/114
4,008,968	A	*	2/1977	Hobbs	401/207
4,336,073	A	*	6/1982	Mack	134/6
4,927,283	A	*	5/1990	Fitjer	401/132
5,087,138	A	*	2/1992	Terbrusch et al.	401/206
5,322,382	A	*	6/1994	Hull et al.	401/131
5,454,659	A	*	10/1995	Vosbikian et al.	401/207

D384,436	S	*	9/1997	Kelley	D28/7
6,042,286	A	*	3/2000	Pazienza	401/6
6,425,701	B1	*	7/2002	Jacobs	401/6

* cited by examiner

Primary Examiner—Lucy Lieberman

(74) *Attorney, Agent, or Firm*—Scully, Scott, Murphy & Presser

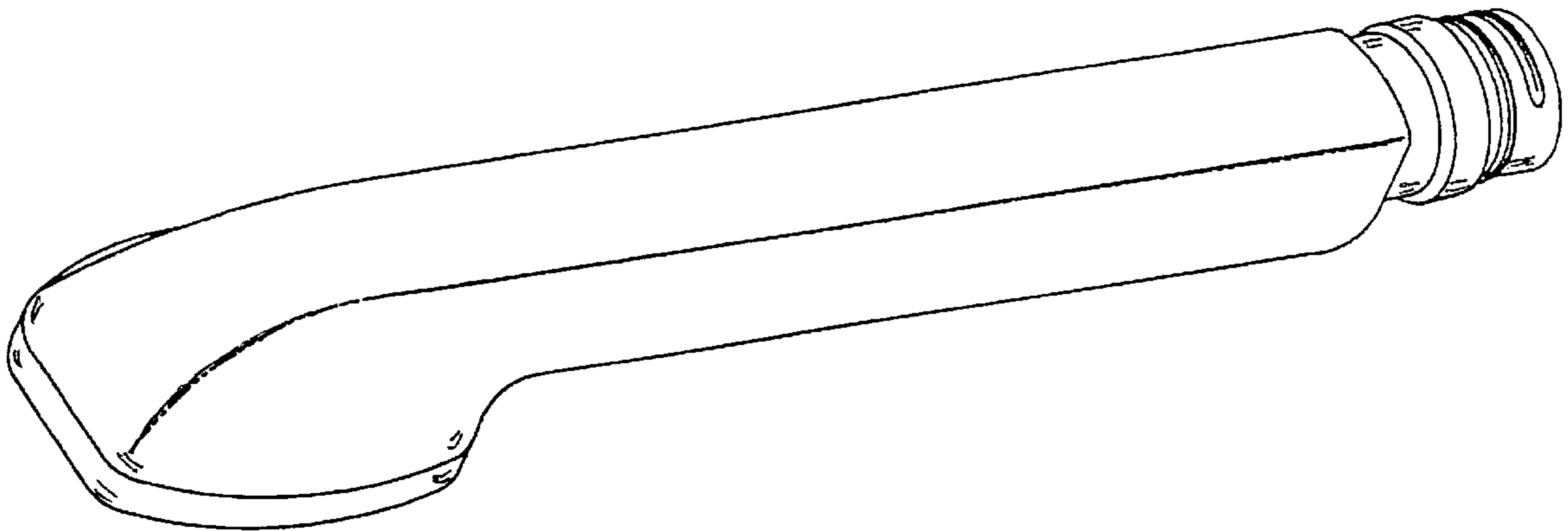
(57) **CLAIM**

The ornamental design for a handle for a lotion applicator, as shown and described.

DESCRIPTION

FIG. 1 is a top and right side perspective view of a handle for a lotion applicator showing my new design;
 FIG. 2 is a fragmentary bottom plan view of the front end of the handle for a lotion applicator;
 FIG. 3 is a front elevation thereof;
 FIG. 4 is a top perspective view thereof;
 FIG. 5 is a right side elevation thereof; and,
 FIG. 6 is a bottom perspective view thereof.
 The broken lines showing a rectangle on the handle for a lotion applicator in FIG. 5 are for illustrative purposes only and do not form part of the claimed design.

1 Claim, 2 Drawing Sheets



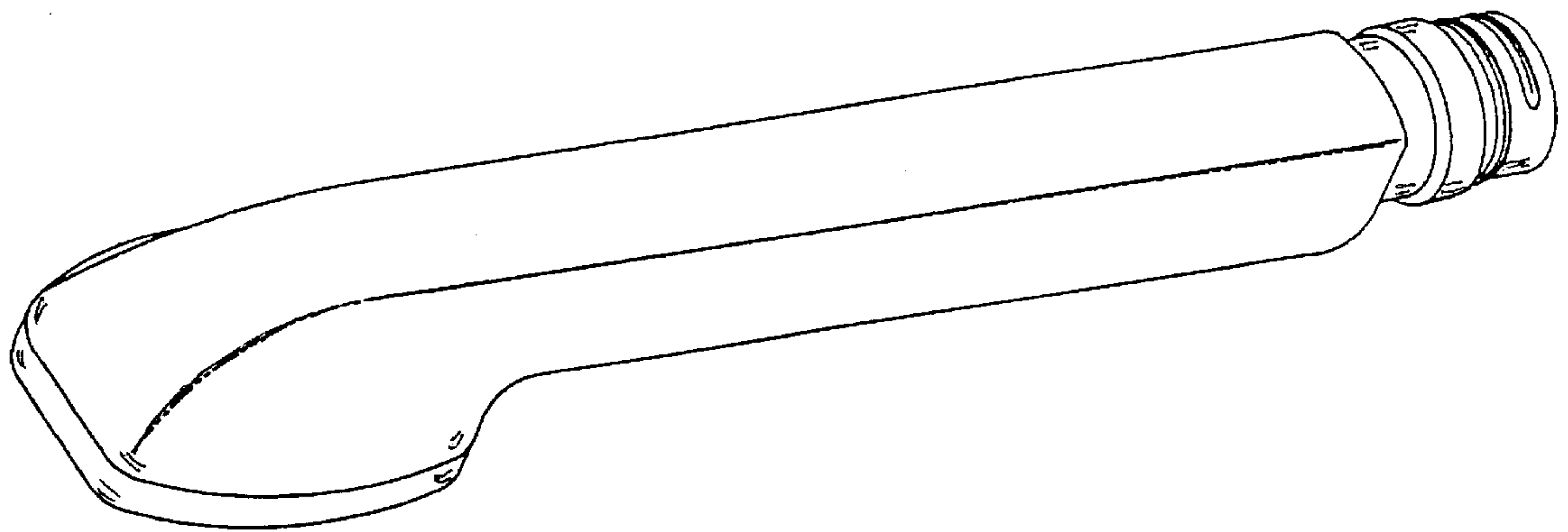


FIG. 1

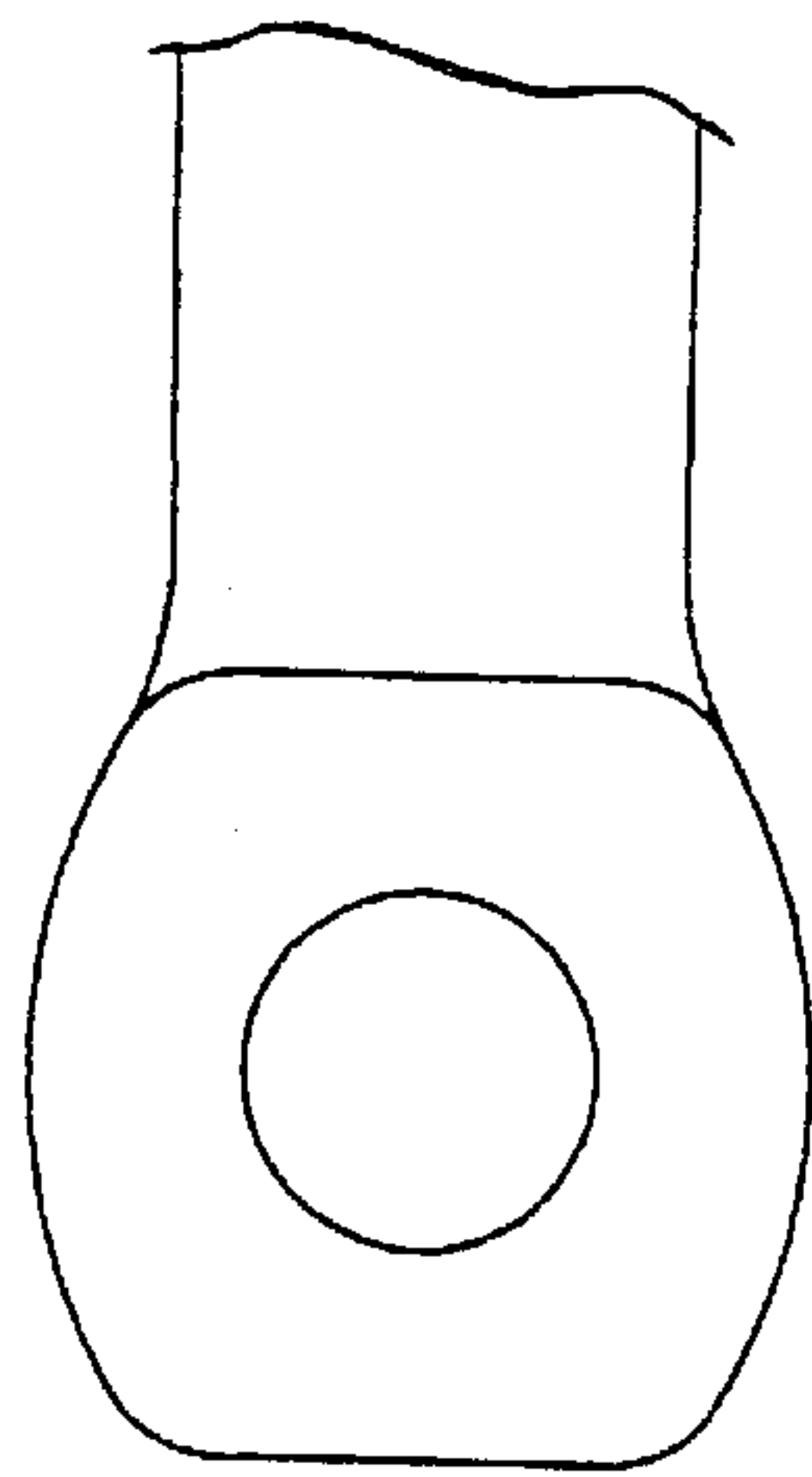


FIG. 2

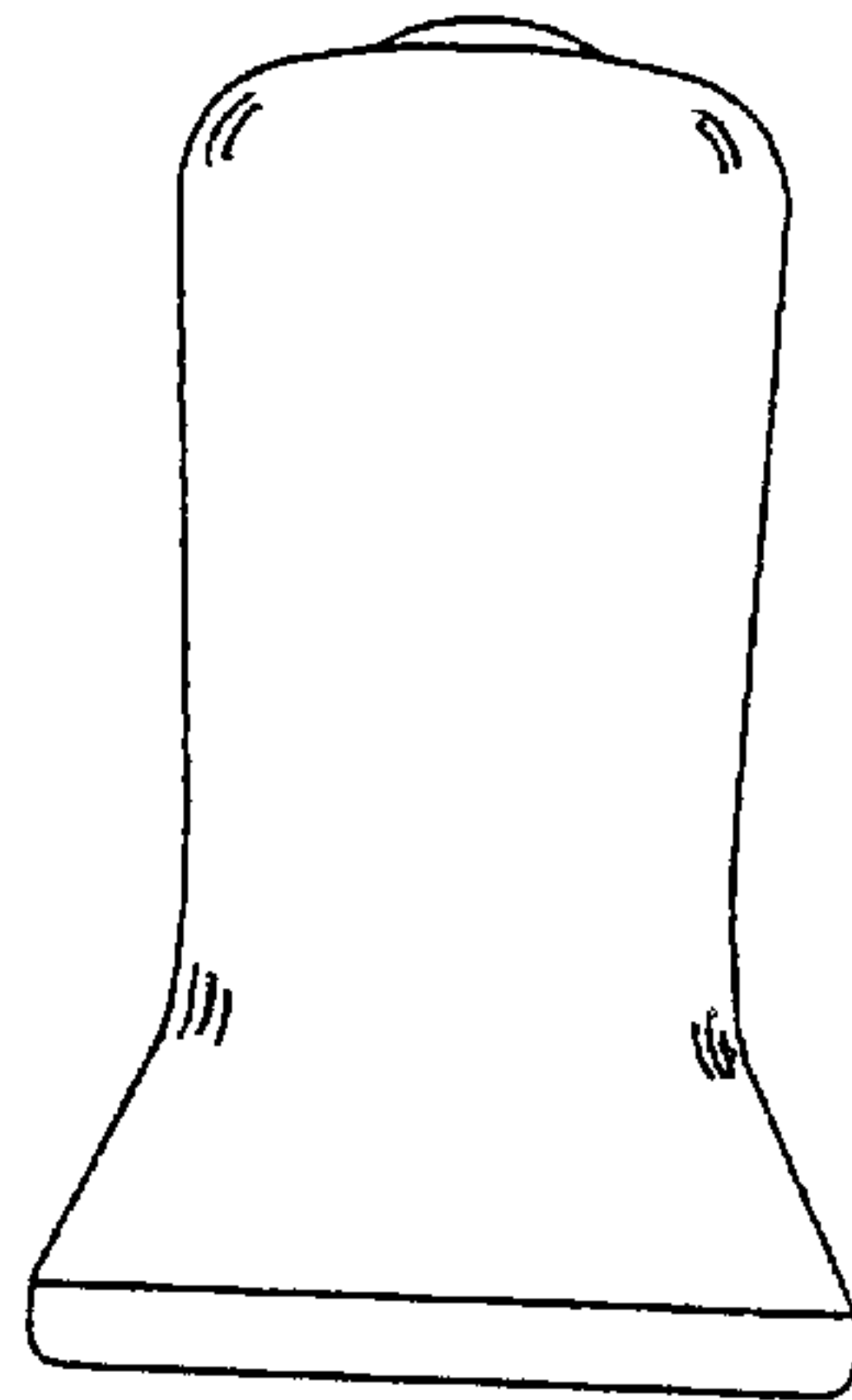


FIG. 3

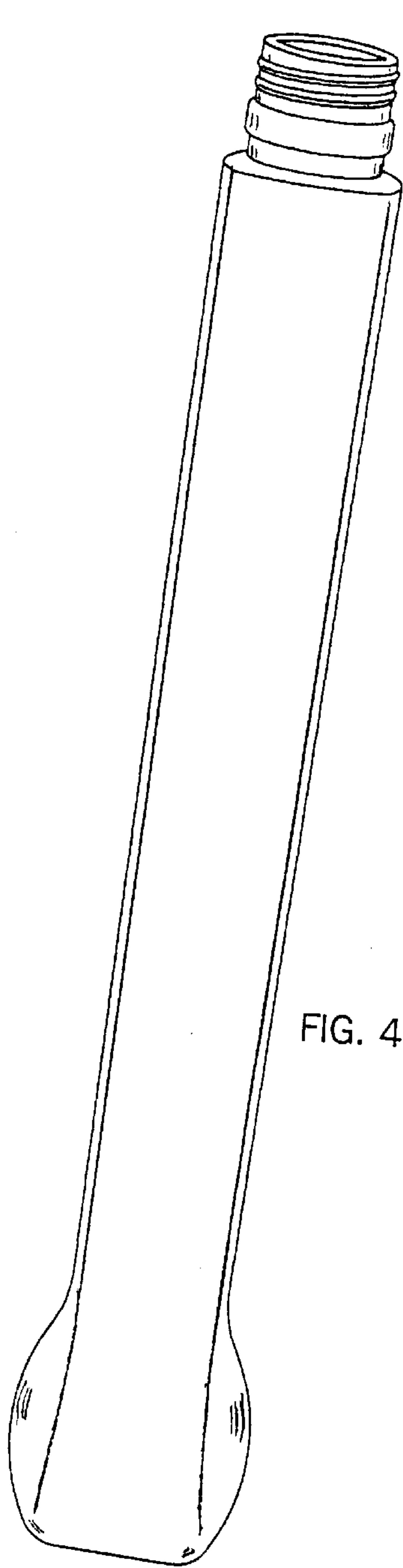


FIG. 4

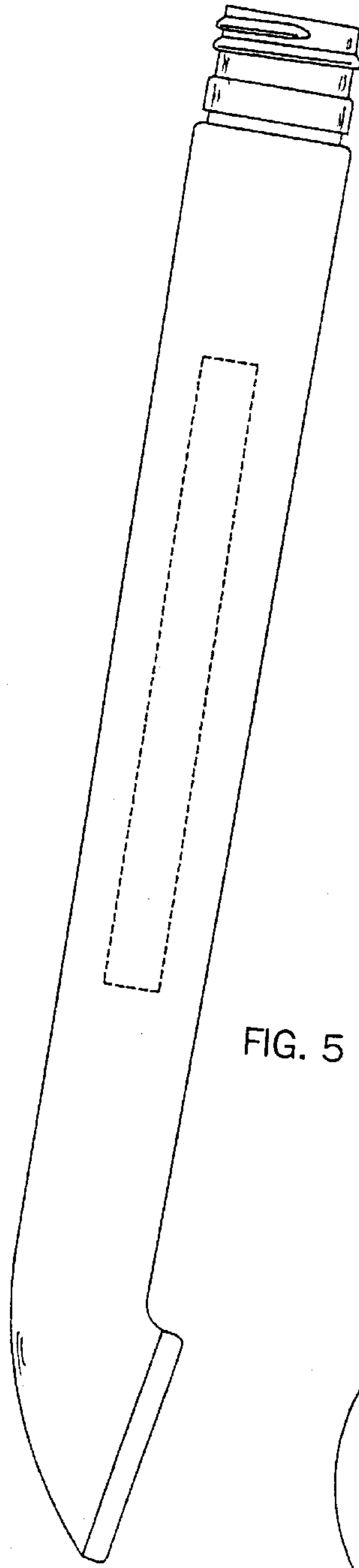


FIG. 5

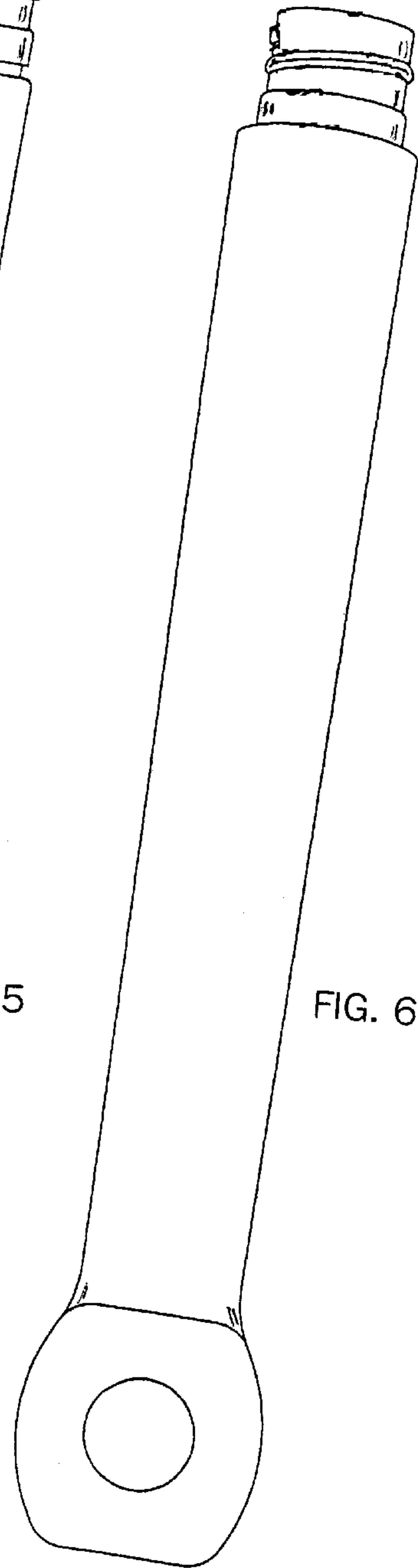


FIG. 6