



US00D475482S

(12) **United States Design Patent**
Angeletta

(10) **Patent No.:** **US D475,482 S**

(45) **Date of Patent:** **** Jun. 3, 2003**

(54) **CONTAINER INSERT FOR USE IN A LOTION APPLICATOR**

(76) **Inventor:** **Joseph G. Angeletta**, 418 Fifth St., Mamaroneck, NY (US) 10543

(**) **Term:** **14 Years**

(21) **Appl. No.:** **29/139,712**

(22) **Filed:** **Apr. 4, 2001**

(51) **LOC (7) Cl.** **28-02**

(52) **U.S. Cl.** **D28/7; D24/224**

(58) **Field of Search** D28/7, 63; D24/119, D24/224, 216; D9/337, 338, 347, 521; D4/114, 116, 127, 137, 138; D30/158; 132/320; 422/913, 914, 918; 15/104.94, 244.1-244.4, 143.1; D32/40, 42, 45, 51, 52; 401/6, 44, 152, 153, 187, 190, 137, 138, 139, 196, 197, 198, 202-207, 263-266, 268, 270-275

(56) **References Cited**

U.S. PATENT DOCUMENTS

2,912,895	A	*	11/1959	Hamilton	356/413
2,958,439	A	*	11/1960	Yochem	220/834
D198,453	S	*	6/1964	Welchselbaum	D24/224
3,693,804	A	*	9/1972	Grover	422/913
D229,748	S	*	1/1974	White	D24/224
4,192,429	A	*	3/1980	Yerman	422/913
D266,358	S	*	9/1982	Kerns	D24/224
D286,570	S	*	11/1986	Williams	D24/222
4,639,242	A	*	1/1987	Babson	422/918
5,129,213	A	*	7/1992	Hatakeyama	53/432
5,232,669	A	*	8/1993	Pardinas	422/100
5,322,382	A	*	6/1994	Hull et al.	401/202

5,454,659	A	*	10/1995	Vosbikian et al.	401/207
5,836,479	A	*	11/1998	Klima et al.		
D417,033	S	*	11/1999	Sachs et al.	D28/7
6,146,040	A	*	11/2000	Dunn et al.	401/137
D438,671	S	*	3/2001	Angeletta	D28/7

OTHER PUBLICATIONS

Thomas Scientific Supply Catalog, 2000, p. 1196, pipet tips.*

Cole Parmer Catalog, 1999-2000, p. 96, microcentrifuge tubes.*

* cited by examiner

Primary Examiner—Lucy Lieberman

(74) *Attorney, Agent, or Firm*—Scully, Scott, Murphy & Presser

(57) **CLAIM**

The ornamental design for a container insert for use in a lotion applicator, as shown and described.

DESCRIPTION


FIG. 1 is a side elevation of a container insert for use in a lotion applicator showing my new design;

FIG. 2 is a top plan view of the container insert for use in a lotion applicator shown on a reduced scale; and,

FIG. 3 is a cross sectional view of the container insert for use in a lotion applicator shown inserted into the handle of a lotion applicator shown in phantom lines.

The broken lines showing a lotion applicator handle in FIG. 3 are for illustrative purposes only and do not form part of the claimed design.

1 Claim, 1 Drawing Sheet






FIG. 1

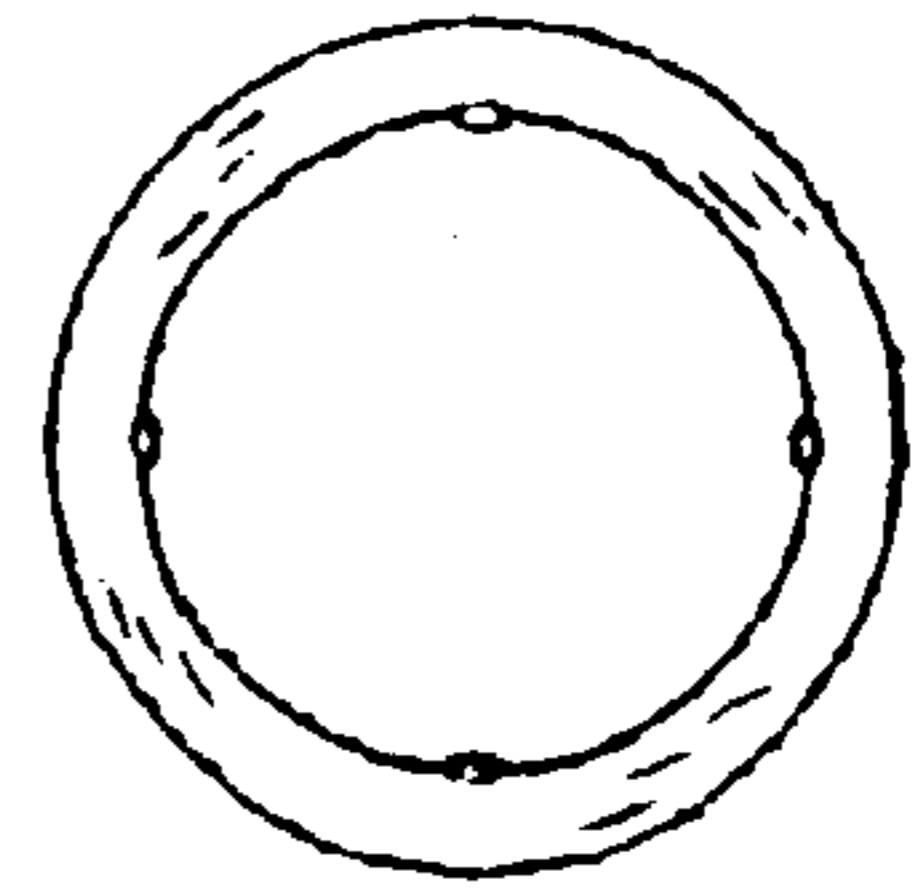


FIG. 2




FIG. 3