



US00D475474S

(12) **United States Design Patent**
Hsieh et al.

(10) **Patent No.:** **US D475,474 S**

(45) **Date of Patent:** **** Jun. 3, 2003**

(54) **TAIL LIGHT**

D468,036 S * 12/2002 Horowitz D26/28

(75) Inventors: **Ching-Wen Hsieh**, Tainan Hsien (TW);
Rick White, Tainan (TW)

* cited by examiner

(73) Assignee: **TYC Brother Industrial Co., Ltd.**,
Tainan (TW)

Primary Examiner—Marcus A. Jackson

(74) *Attorney, Agent, or Firm*—Fitzpatrick, Cella, Harper &
Scinto

(**) Term: **14 Years**

(57) **CLAIM**

The ornamental design for tail light, as shown and described.

(21) Appl. No.: **29/164,432**

(22) Filed: **Jul. 25, 2002**

DESCRIPTION

(51) **LOC (7) Cl.** **26-04**

(52) **U.S. Cl.** **D26/28**

(58) **Field of Search** D26/28–36; 362/61,
362/80, 81, 82, 83, 83.4, 267, 269, 275

FIG. 1 is a perspective view of tail light showing our new design;

FIG. 2 is a front elevational view thereof;

FIG. 3 is a rear elevational view thereof;

FIG. 4 is a left side elevational view thereof;

FIG. 5 is a right side elevational view thereof;

FIG. 6 is a top plan view thereof; and,

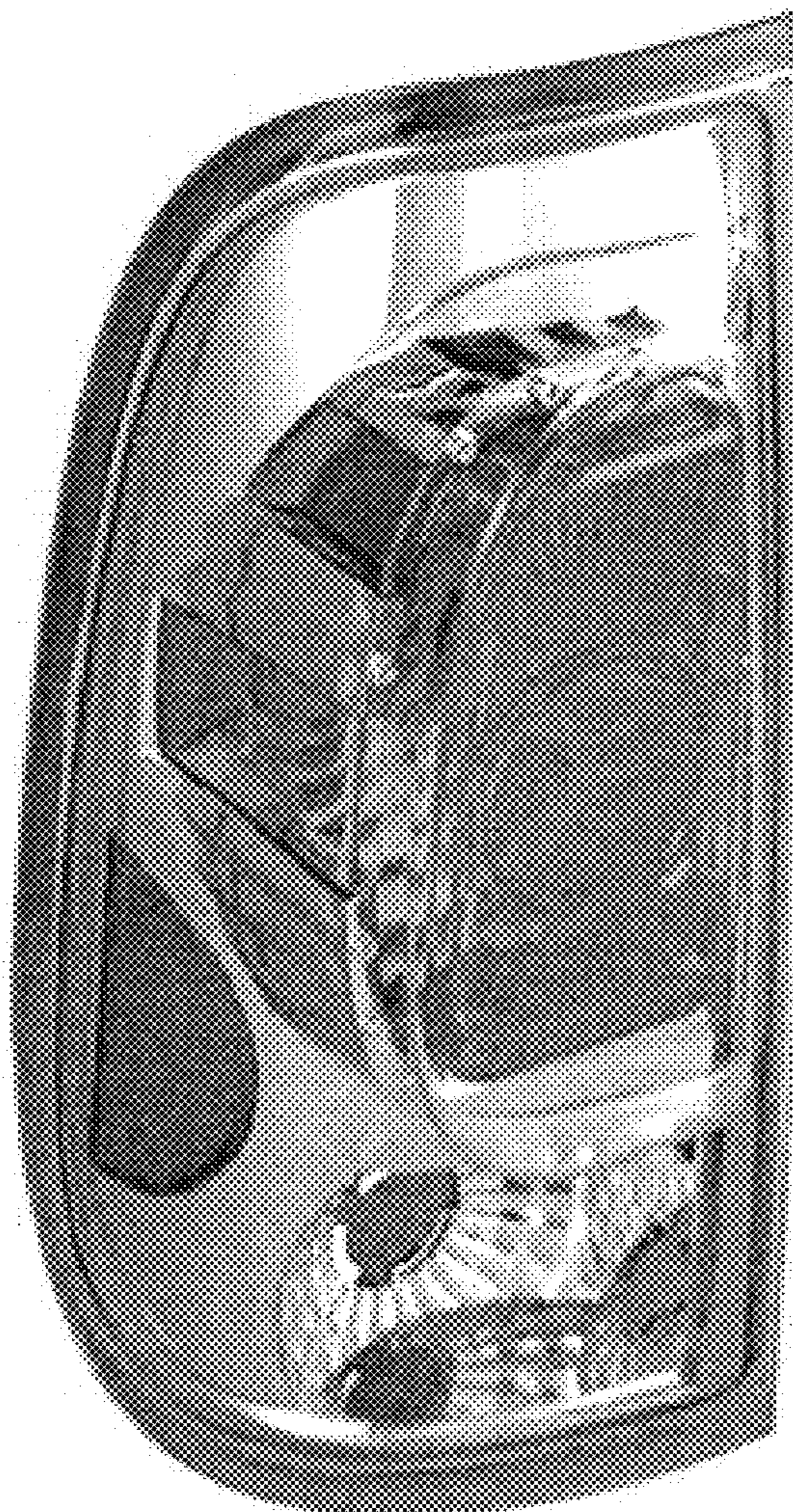
FIG. 7 is a bottom plan view thereof.

(56) **References Cited**

U.S. PATENT DOCUMENTS

D456,919 S * 5/2002 Horowitz D26/28

1 Claim, 4 Drawing Sheets



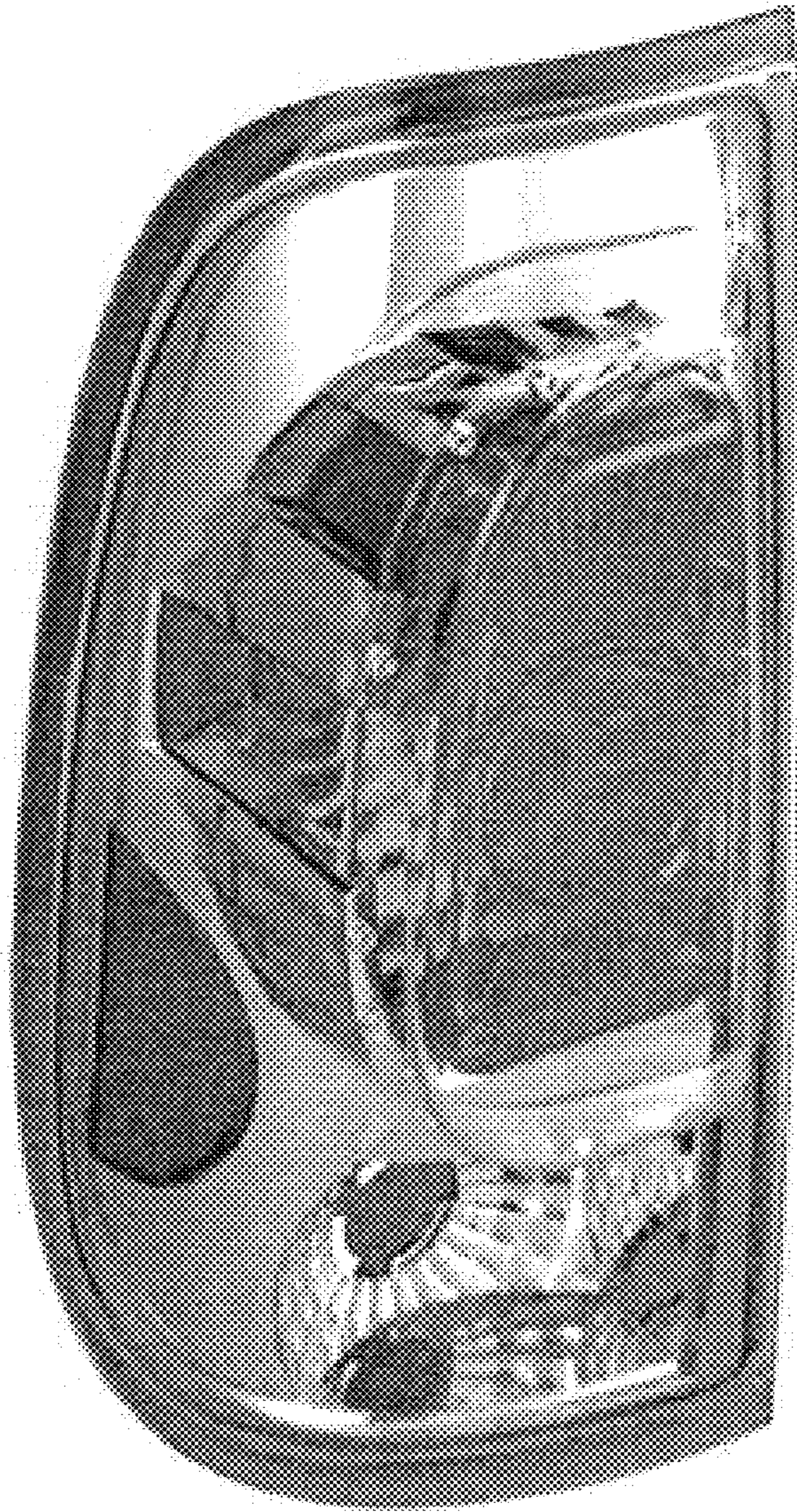


FIG. 1




FIG. 2



FIG. 3




FIG. 4




FIG. 5



FIG. 6




FIG. 7