



US00D475471S

(12) **United States Design Patent**
Baarman et al.

(10) **Patent No.:** **US D475,471 S**

(45) **Date of Patent:** **** Jun. 3, 2003**

(54) **BULB**

D467,358 S * 12/2002 Morris D26/2
D470,609 S * 2/2003 Bobel D26/2

(75) Inventors: **David W. Baarman**, Fennville, MI (US); **Stephen J. McPhilliamy**, Chicago, IL (US); **Christopher B. Houghton**, Chicago, IL (US)

* cited by examiner

(73) Assignee: **Access Business Group International LLC**, Ada, MI (US)

Primary Examiner—Marcus A. Jackson
(74) *Attorney, Agent, or Firm*—Warner Norcross & Judd LLP

(**) Term: **14 Years**

(57) **CLAIM**

The ornamental design for bulb, as shown and described.

(21) Appl. No.: **29/165,009**

DESCRIPTION

(22) Filed: **Aug. 2, 2002**

(51) **LOC (7) Cl.** **26-04**

(52) **U.S. Cl.** **D26/2**

(58) **Field of Search** D26/1, 2, 3, 4,
D26/26; 313/313, 315, 317, 318, 493; 315/52,
53, 56, 57; 362/216

FIG. 1 is a perspective view of the bulb embodying the new design;

FIG. 2 is a front elevational view thereof, the rear elevational view being identical thereto;

FIG. 3 is a right side elevational view thereof, the left side elevational view being identical thereto;

FIG. 4 is a top plan view thereof; and,

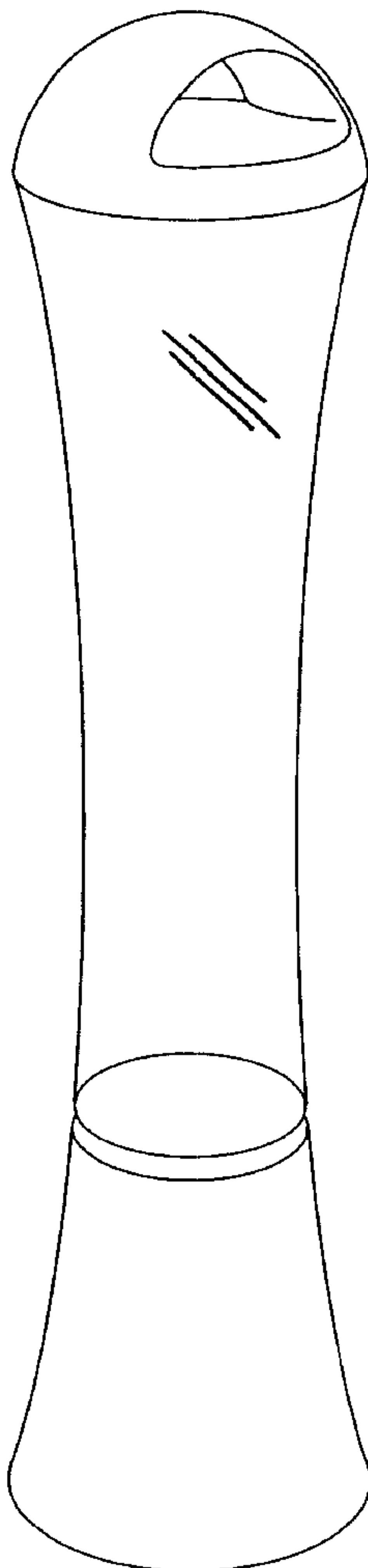
FIG. 5 is a bottom plan view thereof.

(56) **References Cited**

U.S. PATENT DOCUMENTS

D412,038 S * 7/1999 Tancrede et al. D26/2

1 Claim, 5 Drawing Sheets



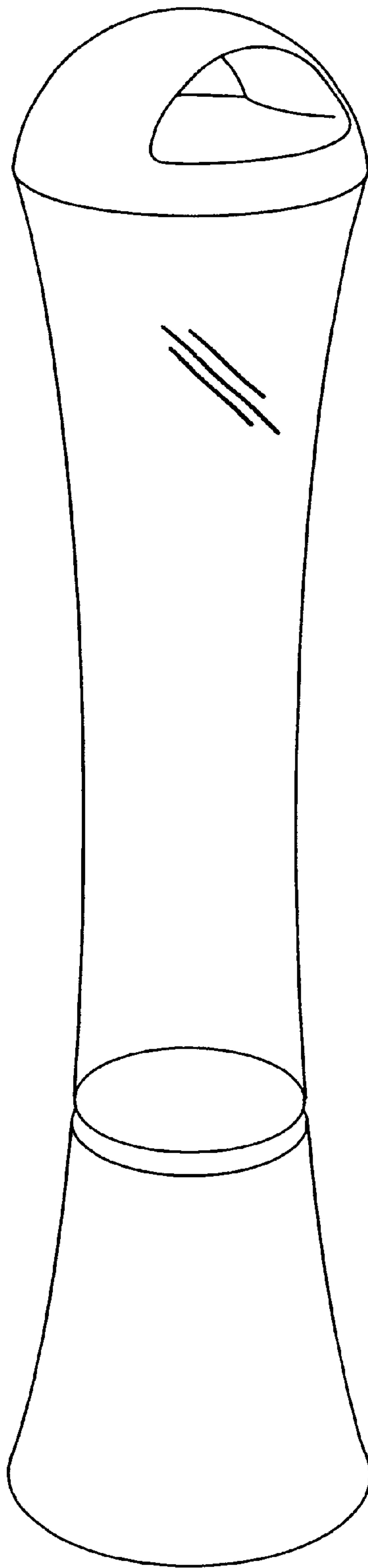


Fig. 1

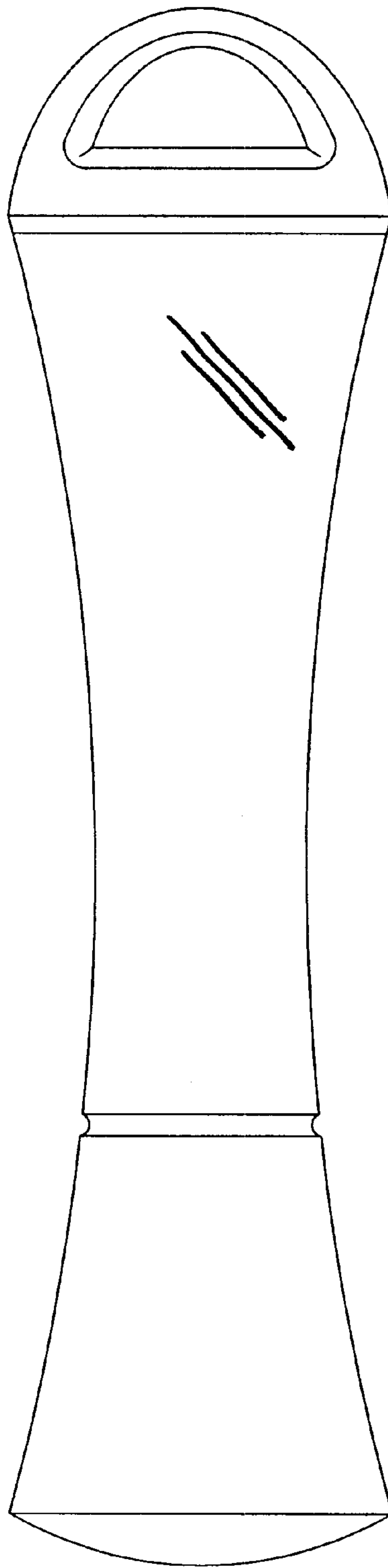


Fig. 2

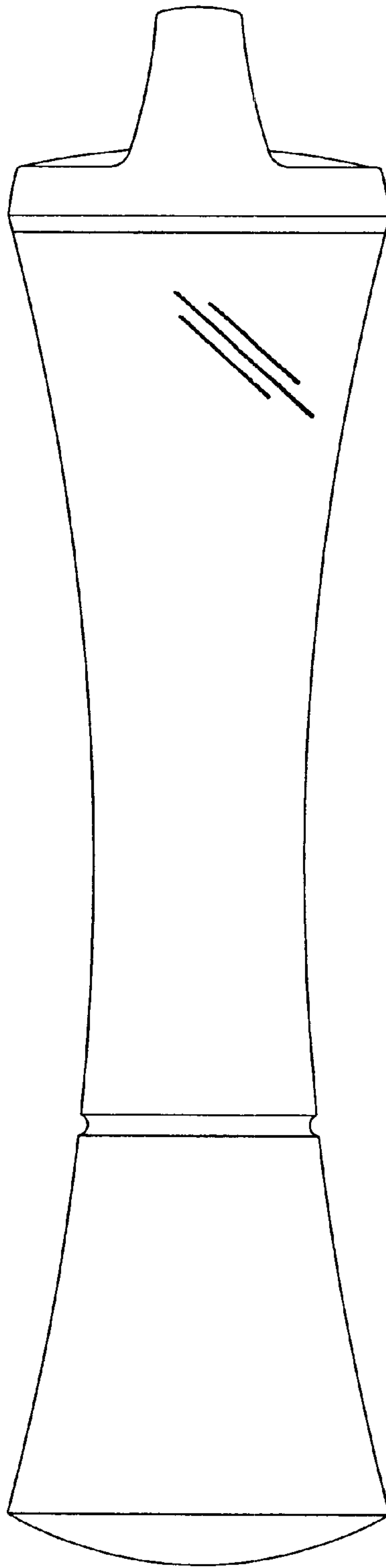


Fig. 3

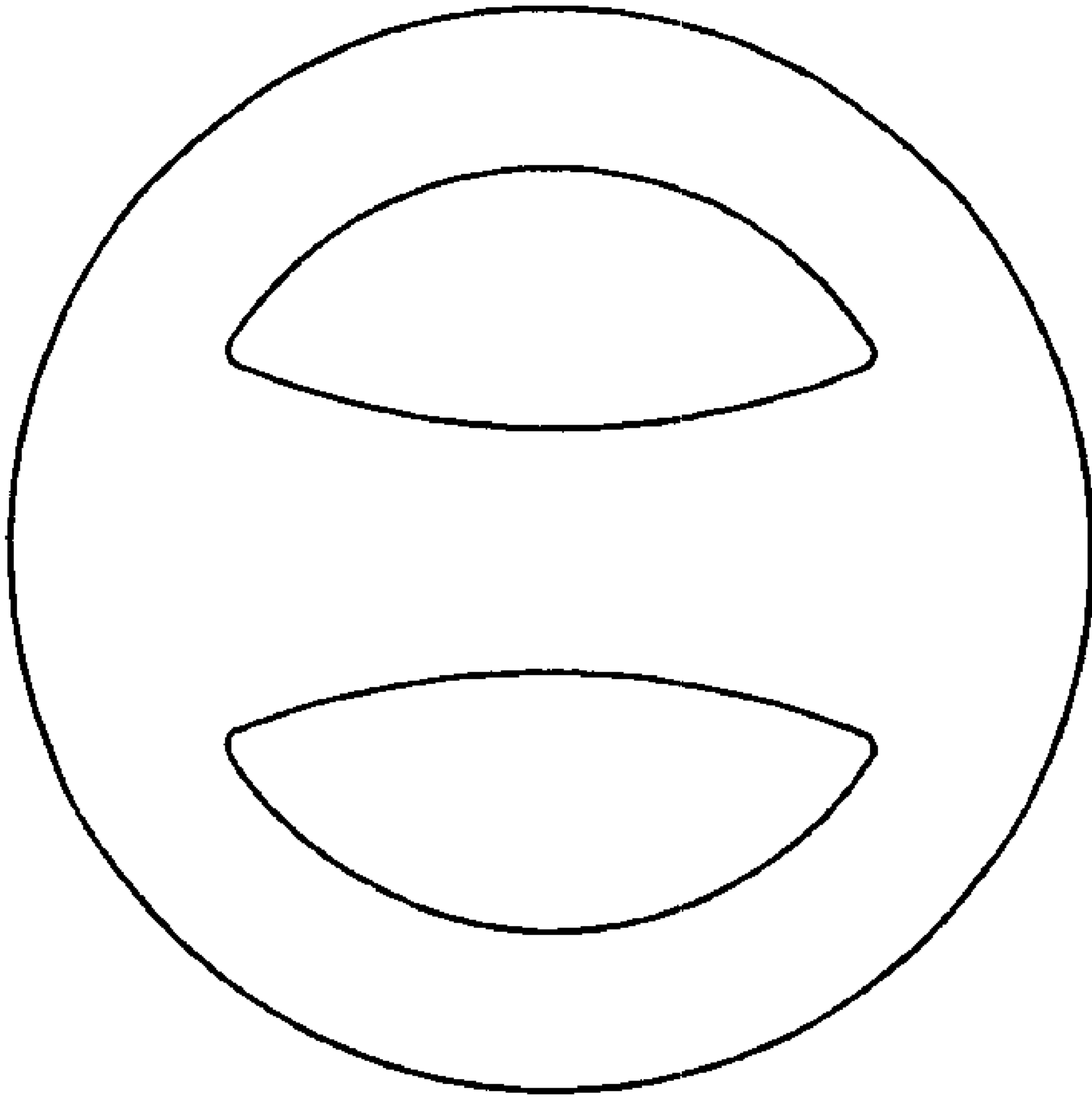


Fig. 4




Fig. 5