



US00D475468S

(12) **United States Design Patent**  
**Stein**

(10) **Patent No.:** **US D475,468 S**

(45) **Date of Patent:** **\*\* Jun. 3, 2003**

(54) **BILLIARDS SHOWROOM FIXTURE**

5,769,105 A \* 6/1998 Margol et al. .... 135/90

(75) Inventor: **Sanford B. Stein**, Minnetonka, MN (US)

\* cited by examiner

(73) Assignee: **Brunswick Bowling & Billiards Corporation**, Muskegon, MI (US)

*Primary Examiner*—Doris Clark

(74) *Attorney, Agent, or Firm*—Price, Heneveld, Cooper, DeWitt & Litton

(\*\*) Term: **14 Years**

(57) **CLAIM**

(21) Appl. No.: **29/167,082**

The ornamental design for a billiards showroom fixture, as shown and described.

(22) Filed: **Sep. 9, 2002**

**DESCRIPTION**

(51) **LOC (7) Cl.** ..... **25-02**

(52) **U.S. Cl.** ..... **D25/56**

(58) **Field of Search** ..... D25/1, 59, 22, D25/56; 52/18, 91.1, 93.2; 135/121, 90

FIG. 1 is a perspective view of a billiards showroom fixture, showing my new design;

FIG. 2 is a front elevational view, wherein the rear elevational view is substantially identical;

FIG. 3 is a right-hand side elevational view thereof, wherein the left-hand side elevational view is substantially identical; and,


FIG. 4 is a top plan view thereof.

(56) **References Cited**

**U.S. PATENT DOCUMENTS**

D192,074 S \* 1/1962 Pelly ..... D25/56  
5,660,005 A \* 8/1997 Tacoma ..... 52/93.2

**1 Claim, 3 Drawing Sheets**






Fig. 1

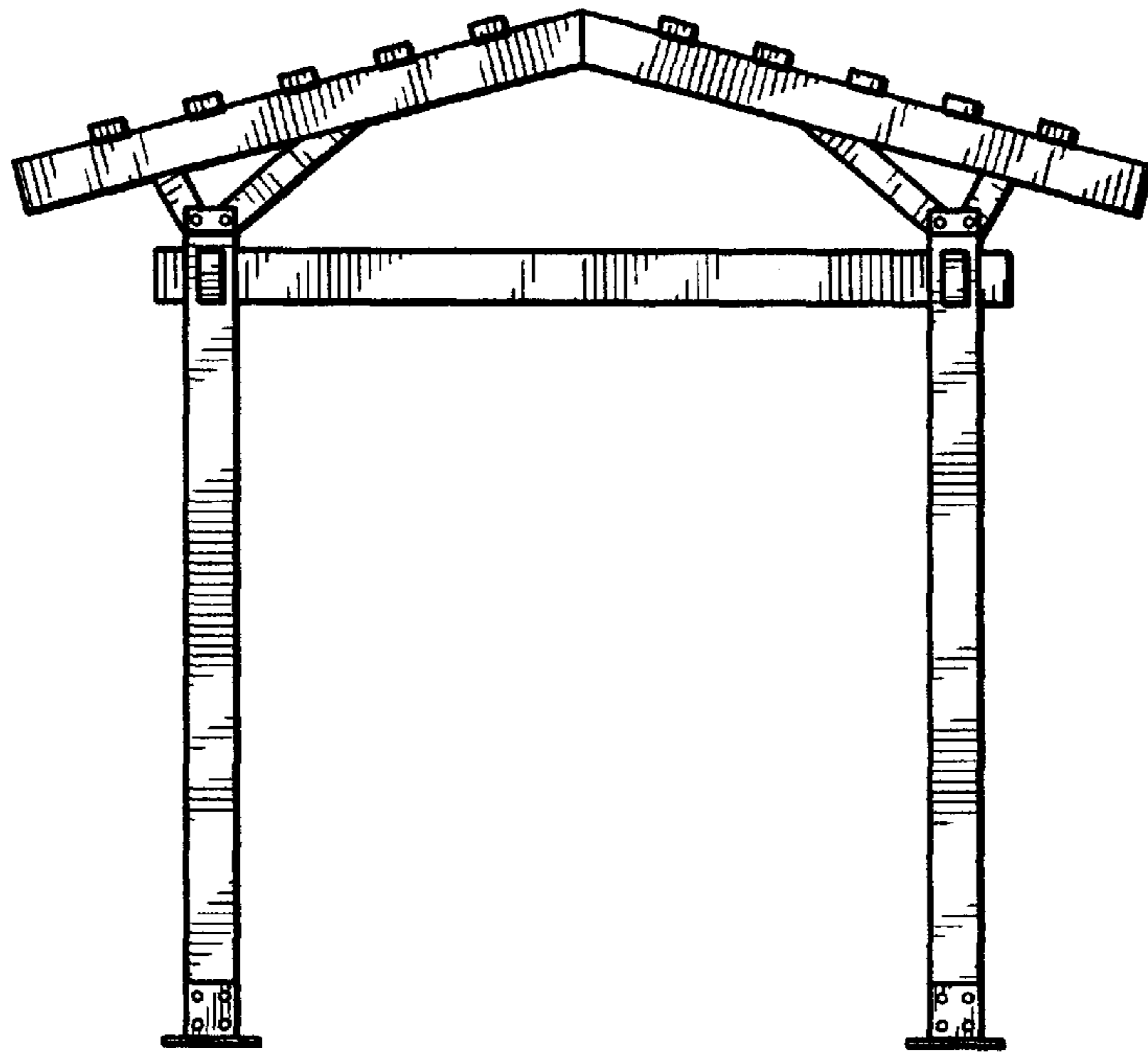


Fig. 2

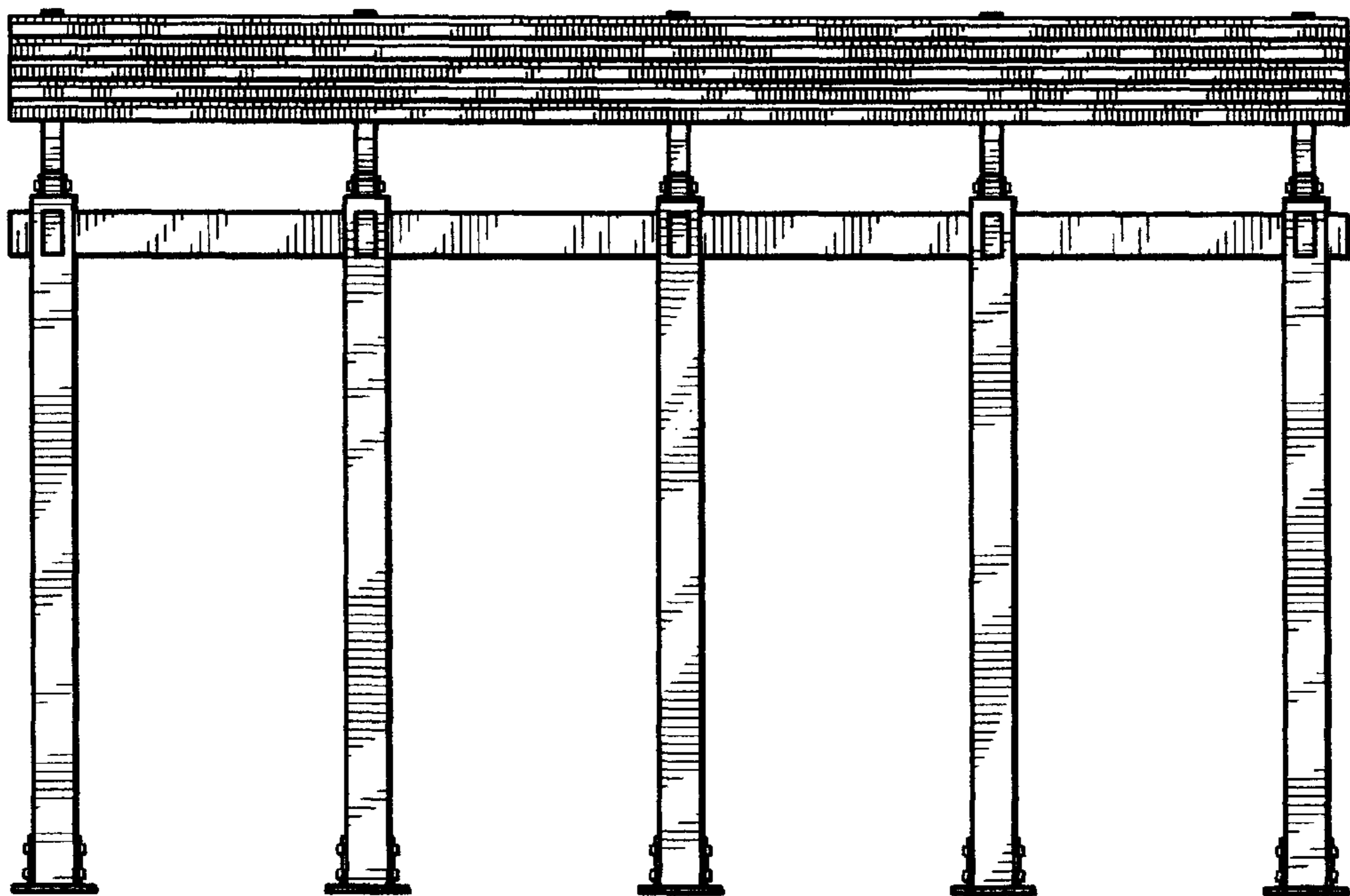


Fig. 3

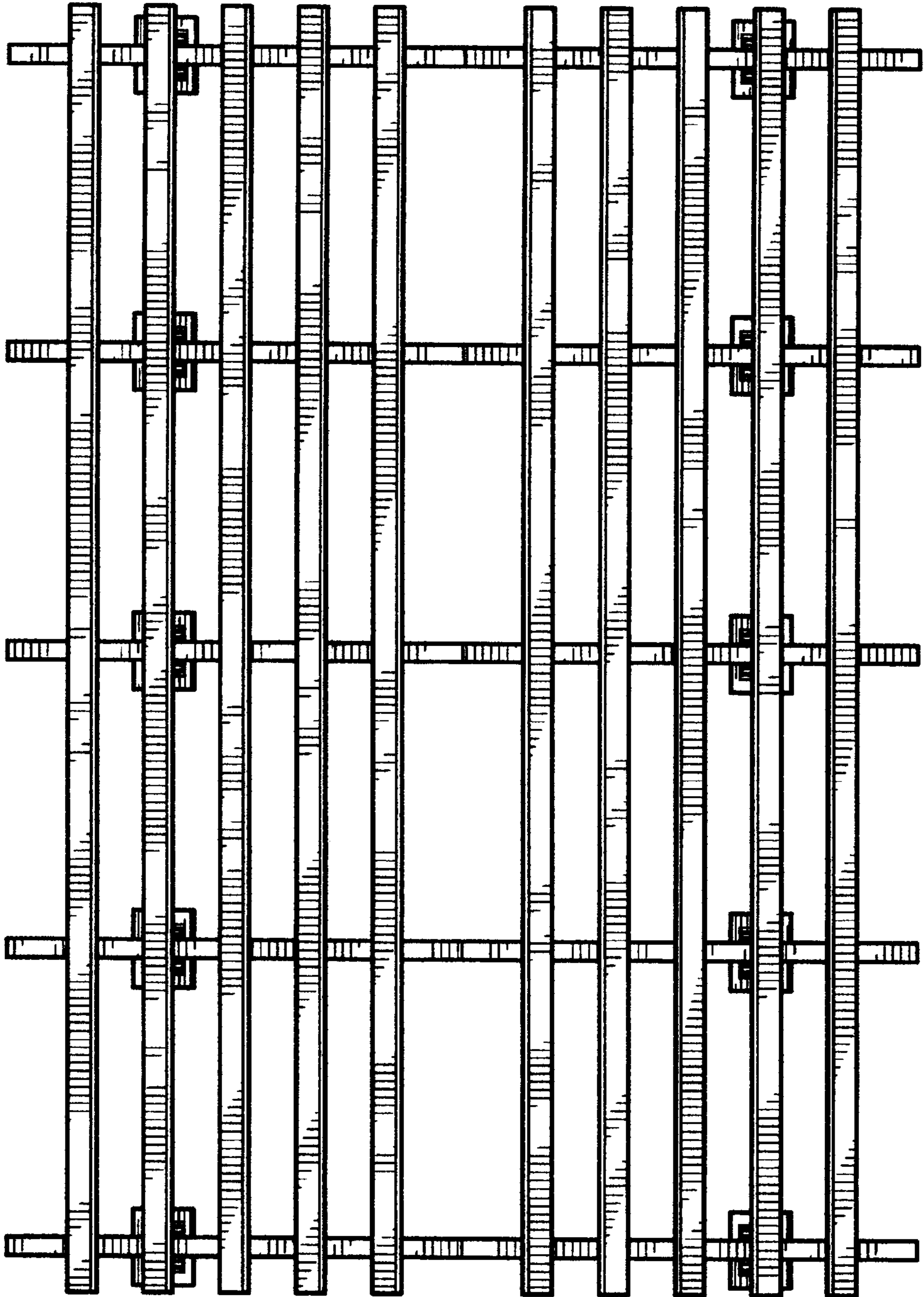


Fig. 4