



US00D475459S

(12) **United States Design Patent**
Wiles

(10) **Patent No.:** **US D475,459 S**

(45) **Date of Patent:** **** Jun. 3, 2003**

(54) **STETHOSCOPE DIAPHRAGM COVER**

5,920,038 A * 7/1999 Foster 181/131

(76) Inventor: **Linda Farmer Wiles**, 2395 Yellow
Banks Rd., North Wilkesboro, NC (US)
28659

* cited by examiner

Primary Examiner—Ian Simmons

(**) Term: **14 Years**

(57) **CLAIM**

The ornamental design for a stethoscope diaphragm cover,
as shown and described.

(21) Appl. No.: **29/154,524**

DESCRIPTION

(22) Filed: **Jan. 23, 2002**

(51) **LOC (7) Cl.** **24-02**

(52) **U.S. Cl.** **D24/134**

(58) **Field of Search** D24/134; 181/131,
181/135, 137

FIG. 1 is a front elevational view of a stethoscope diaphragm
cover showing my new design;
FIG. 2 is a rear elevational view thereof;
FIG. 3 is a side view, taken from the left side of FIG. 1, the
right side view being a mirror image thereof;
FIG. 4 is a top plan view, the bottom plan view being a
mirror image thereof; and,
FIG. 5 is a perspective view of my stethoscope diaphragm
cover.

(56) **References Cited**

U.S. PATENT DOCUMENTS

- 5,269,314 A * 12/1993 Kendall et al. D24/134
- D349,959 S * 8/1994 Troiani D24/134
- D375,162 S * 10/1996 Gilbert D24/134
- 5,623,131 A * 4/1997 Earnest 181/131

The broken lines outlining a stethoscope in FIG. 5 are for
illustrative purposes only and form no part of the claimed
design.

1 Claim, 2 Drawing Sheets

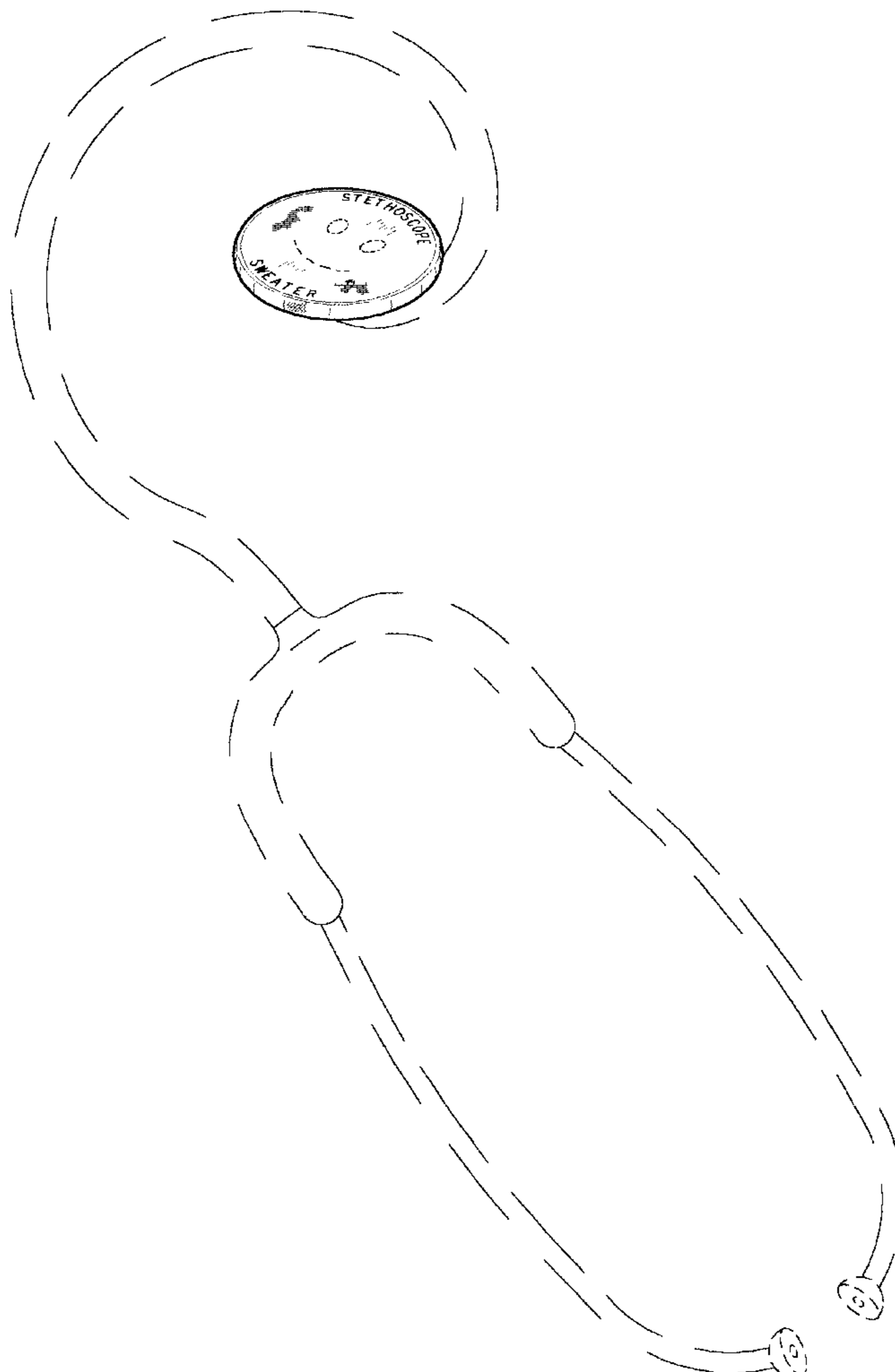




FIG. 1

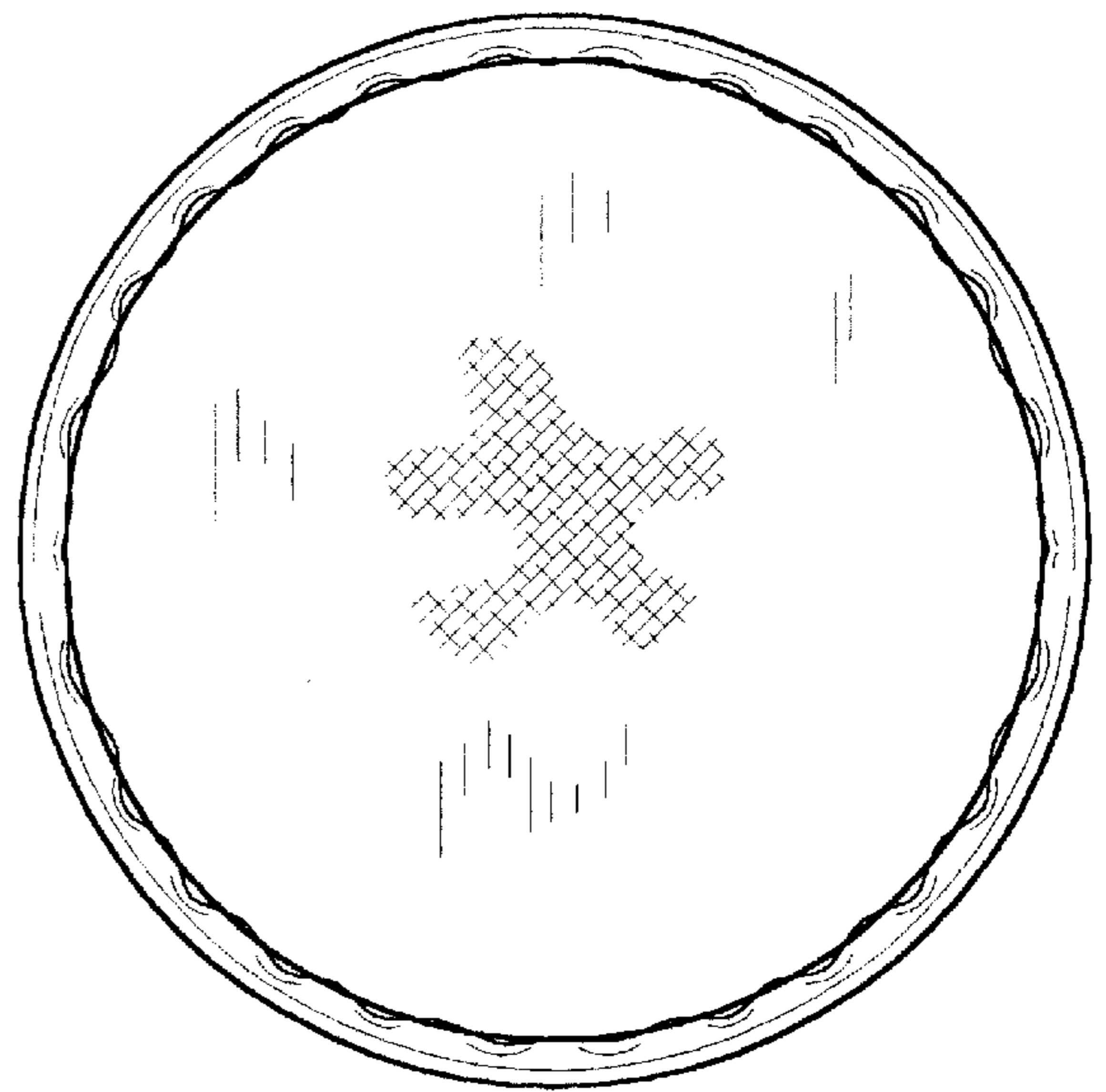


FIG. 2



FIG. 3



FIG. 4

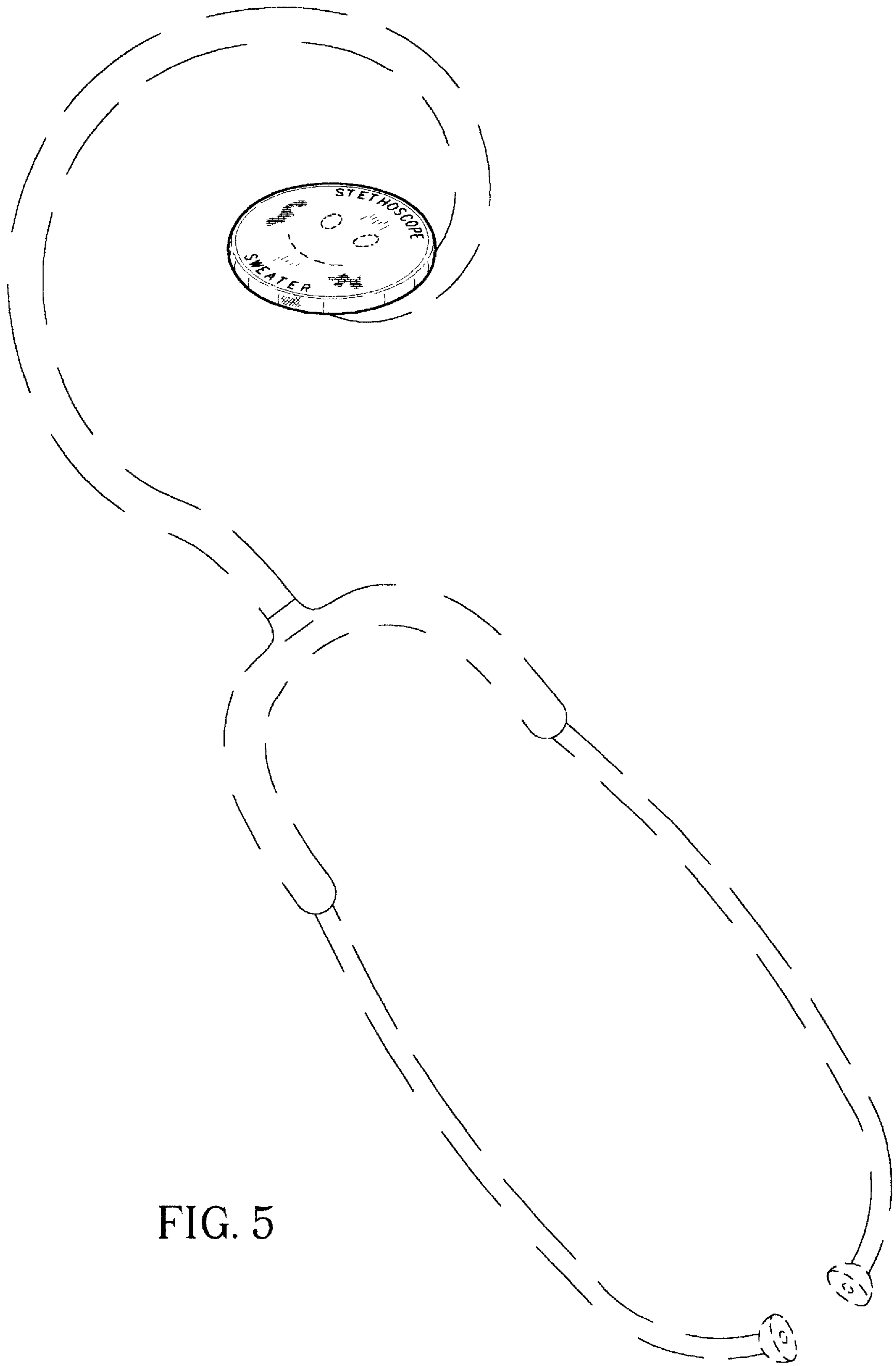


FIG. 5