



US00D475455S

(12) **United States Design Patent**
Gell

(10) **Patent No.:** **US D475,455 S**

(45) **Date of Patent:** **** Jun. 3, 2003**

(54) **SANITARY NAPKIN HAVING AN INTERGLUTEAL STRIP**

(75) Inventor: **Carol B. Gell**, Belle Mead, NJ (US)

(73) Assignee: **McNeil-PPC, Inc.**, Skillman, NJ (US)

(**) Term: **14 Years**

(21) Appl. No.: **29/166,071**

(22) Filed: **Aug. 21, 2002**

Related U.S. Application Data

(63) Continuation-in-part of application No. 29/134,494, filed on Dec. 22, 2000.

(51) **LOC (7) Cl.** **24-04**

(52) **U.S. Cl.** **D24/125**

(58) **Field of Search** D24/124, 125;
604/358, 385.01, 386, 387, 389, 390

(56) **References Cited**

U.S. PATENT DOCUMENTS

3,958,574	A	*	5/1976	Rohr	604/349
D242,655	S	*	12/1976	Cade et al.	D24/124
D243,883	S	*	3/1977	Cade et al.	D24/124
4,496,355	A	*	1/1985	Hall et al.	604/327
D412,031	S	*	7/1999	Oscarsson	D24/125
D443,357	S	*	6/2001	Anthony	D24/125

* cited by examiner

Primary Examiner—Stella Reid

(57) **CLAIM**

The ornamental design for a sanitary napkin having an intergluteal strip, substantially as shown and described.

DESCRIPTION

FIG. 1 is a top plan view of a sanitary napkin having an intergluteal strip showing my new design.

FIG. 2 is a side view of the design in FIG. 1.

FIG. 3 is an end view from a first end of the design in FIG. 1.

FIG. 4 is an end view from a second end that is opposite the first end of the design in FIG. 1.

FIG. 5 is a bottom plan view of the design in FIG. 1.

FIG. 6 is a perspective view of the design in FIG. 1.

FIG. 7 is a top plan view of a first variant of a sanitary napkin showing my new design.

FIG. 8 is a side view of the design in FIG. 7.

FIG. 9 is an end view from a first end of the design in FIG. 7.

FIG. 10 is an end view from a second end that is opposite the first end of the design in FIG. 7.

FIG. 11 is a bottom plan view of the design in FIG. 7; and, FIG. 12 is a perspective view of the design in FIG. 7.

1 Claim, 6 Drawing Sheets

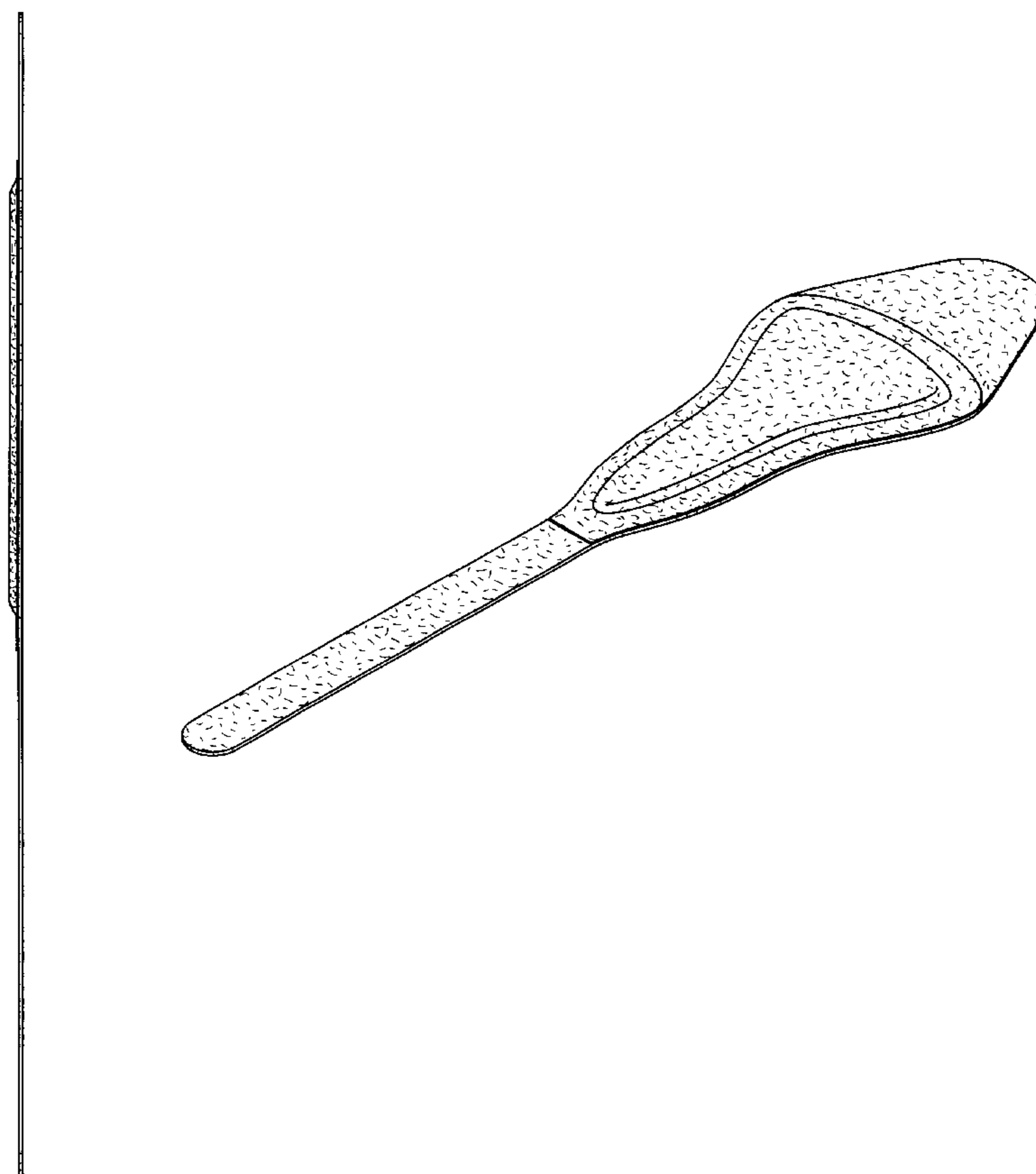


FIG. 1

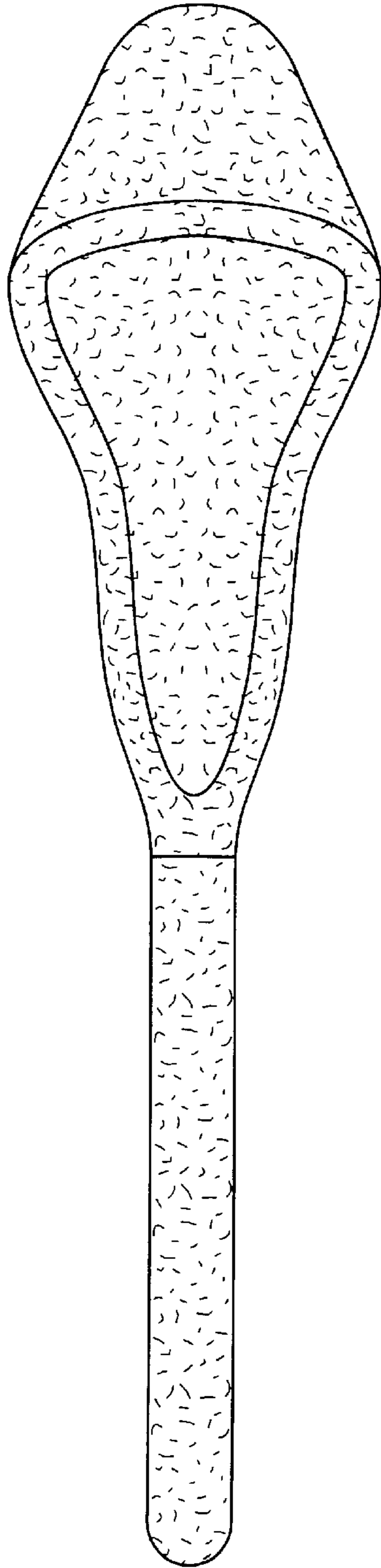


FIG. 2



FIG. 3



FIG. 4

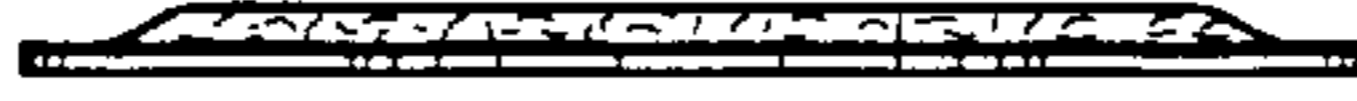


FIG. 5

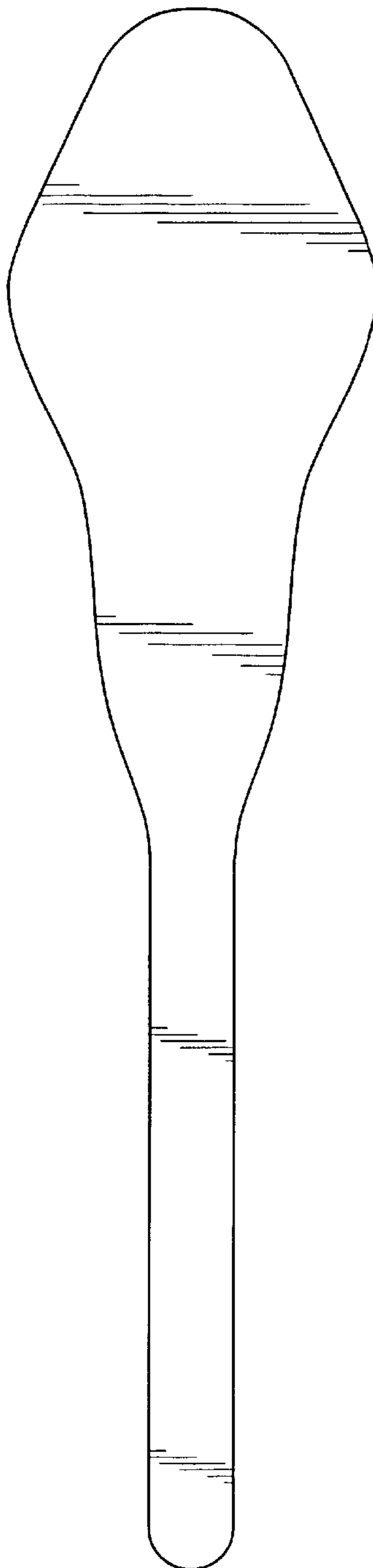


FIG. 6

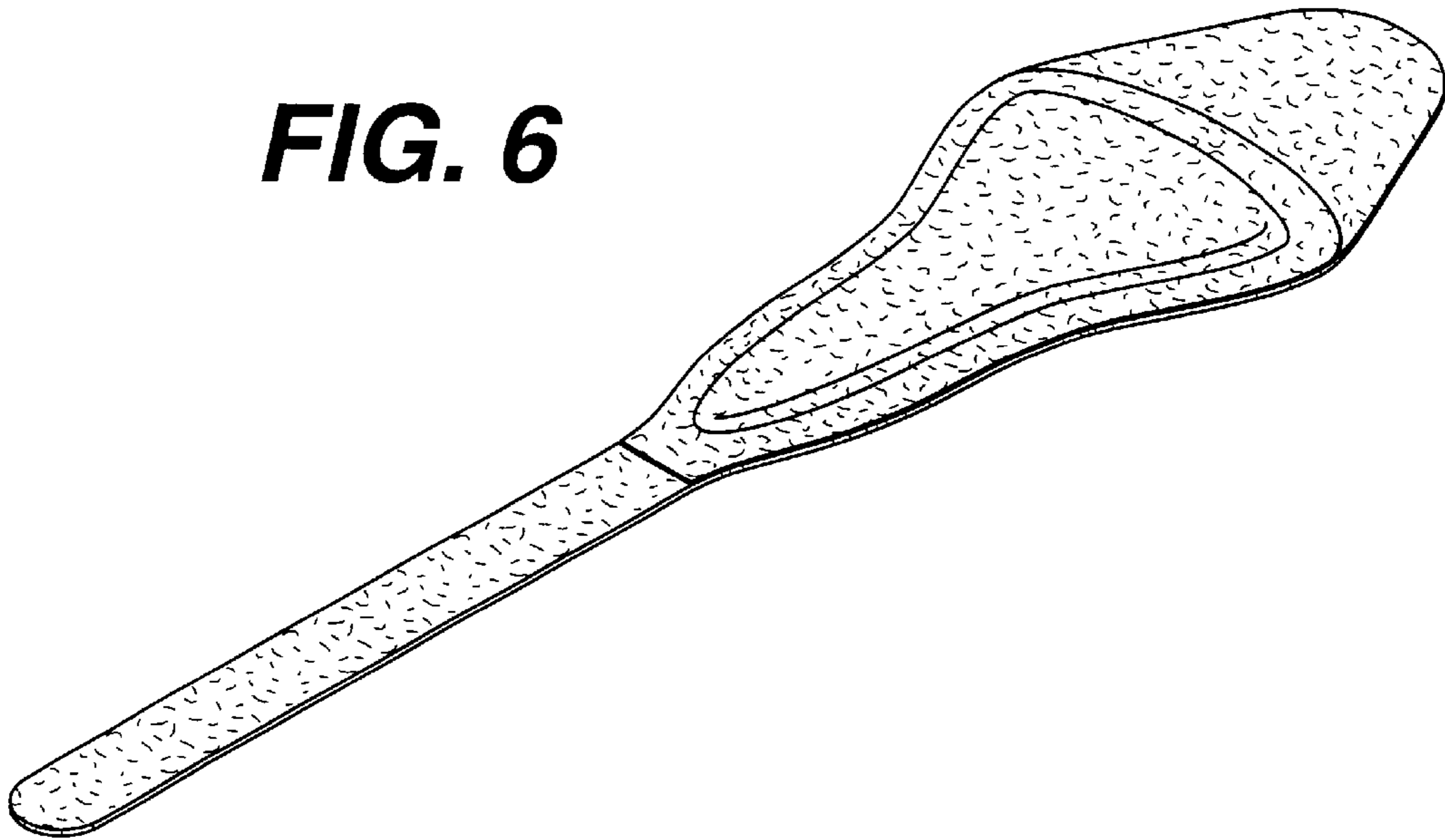


FIG. 7

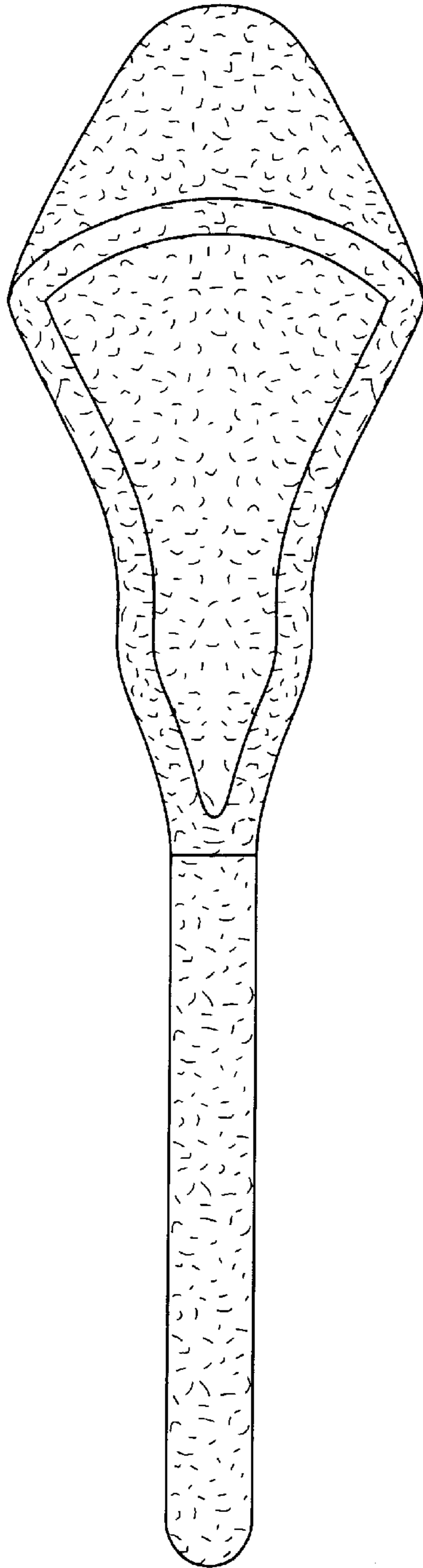


FIG. 8



FIG. 9



FIG. 10



FIG. 11

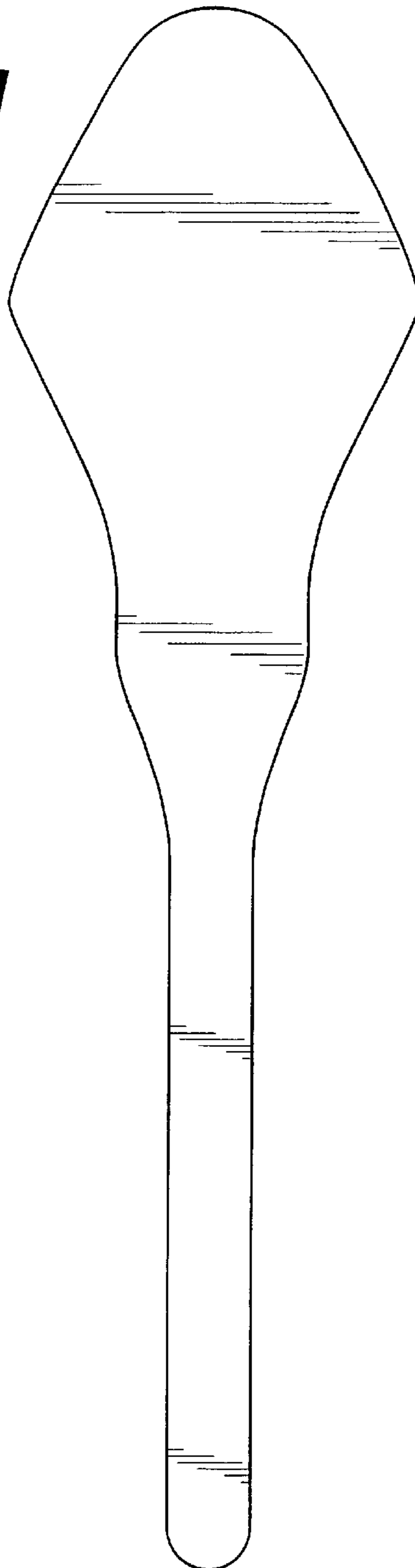


FIG. 12

