



US00D475443S

(12) **United States Design Patent**
Wilson

(10) **Patent No.:** **US D475,443 S**

(45) **Date of Patent:** **** *Jun. 3, 2003**

(54) **GAS FIRED HEATER**

D386,573 S * 11/1997 Wilson D23/344

(75) Inventor: **Andrew Mark Wilson**, Handsacre (GB)

* cited by examiner

(73) Assignee: **Valor Limited**, Birmingham (GB)

Primary Examiner—Lisa Lichtenstein

(*) Notice: This patent is subject to a terminal disclaimer.

(74) *Attorney, Agent, or Firm*—Piper Rudnick LLP; Jerold I. Schneider

(**) Term: **14 Years**

(57) **CLAIM**

(21) Appl. No.: **29/076,112**

The ornamental design for a gas fired heater, as shown and described.

(22) Filed: **Sep. 4, 1997**

DESCRIPTION

(30) **Foreign Application Priority Data**

Mar. 7, 1997 (GB) 2063873

(51) **LOC (7) Cl.** **23-03**

(52) **U.S. Cl.** **D23/339**

(58) **Field of Search** D23/343, 342, D23/344, 350; 126/500, 512, 110 R, 85 R, 91 R; 431/125

FIG. 1 is a front perspective view of the gas fired heater;

FIG. 2 is a further front perspective view thereof;

FIG. 3 is a right side perspective view thereof; and,

FIG. 4 is a left side perspective view thereof.



The bottom of the design disclosed in FIG. 6 is included for the purpose of completeness, but no claim is made to the ornamental features to the extent that they are shown only in FIG. 6.

(56) **References Cited**

U.S. PATENT DOCUMENTS

D377,828 S * 2/1997 Wilson D23/350

1 Claim, 3 Drawing Sheets






FIG. 1




FIG. 2

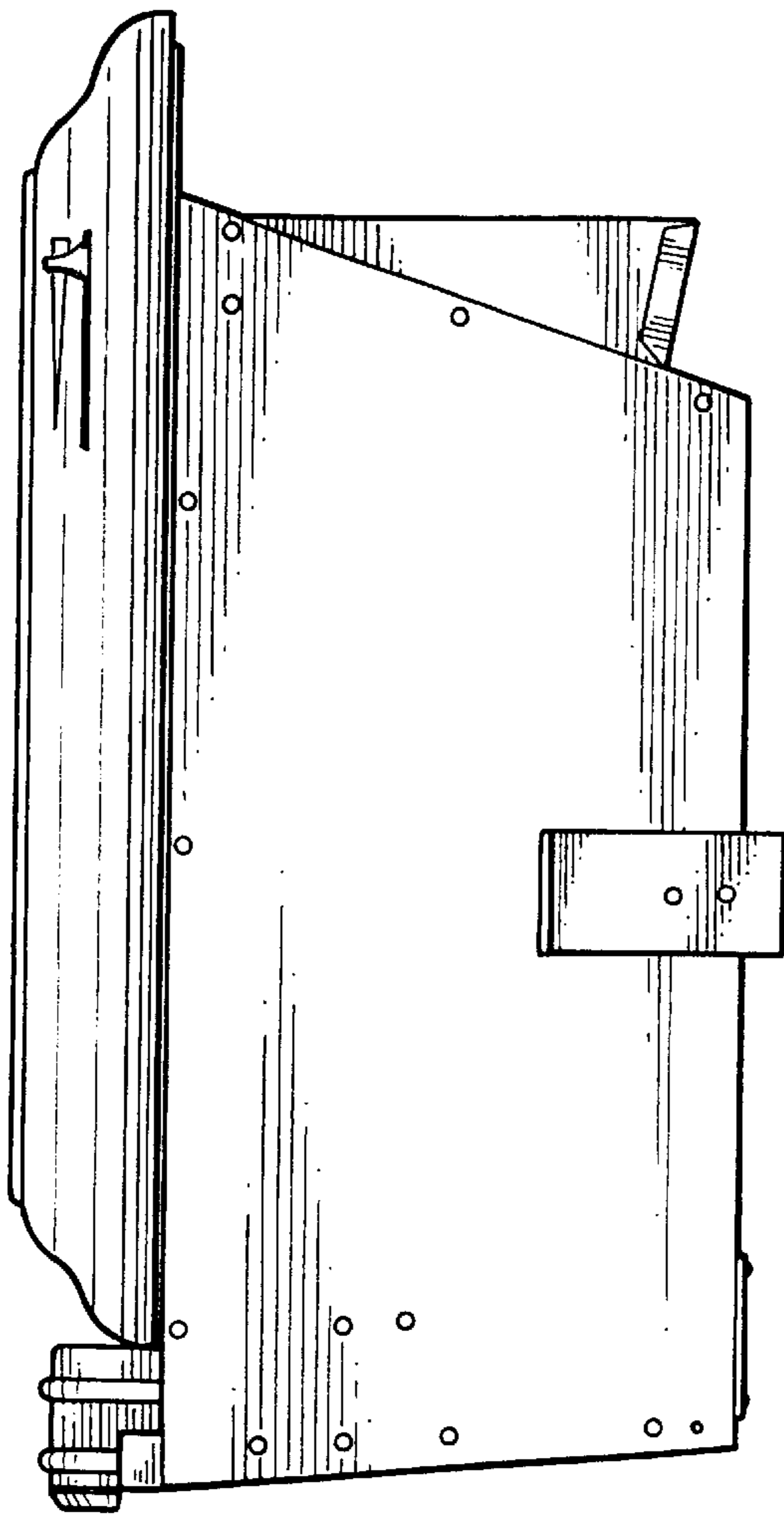


FIG. 3

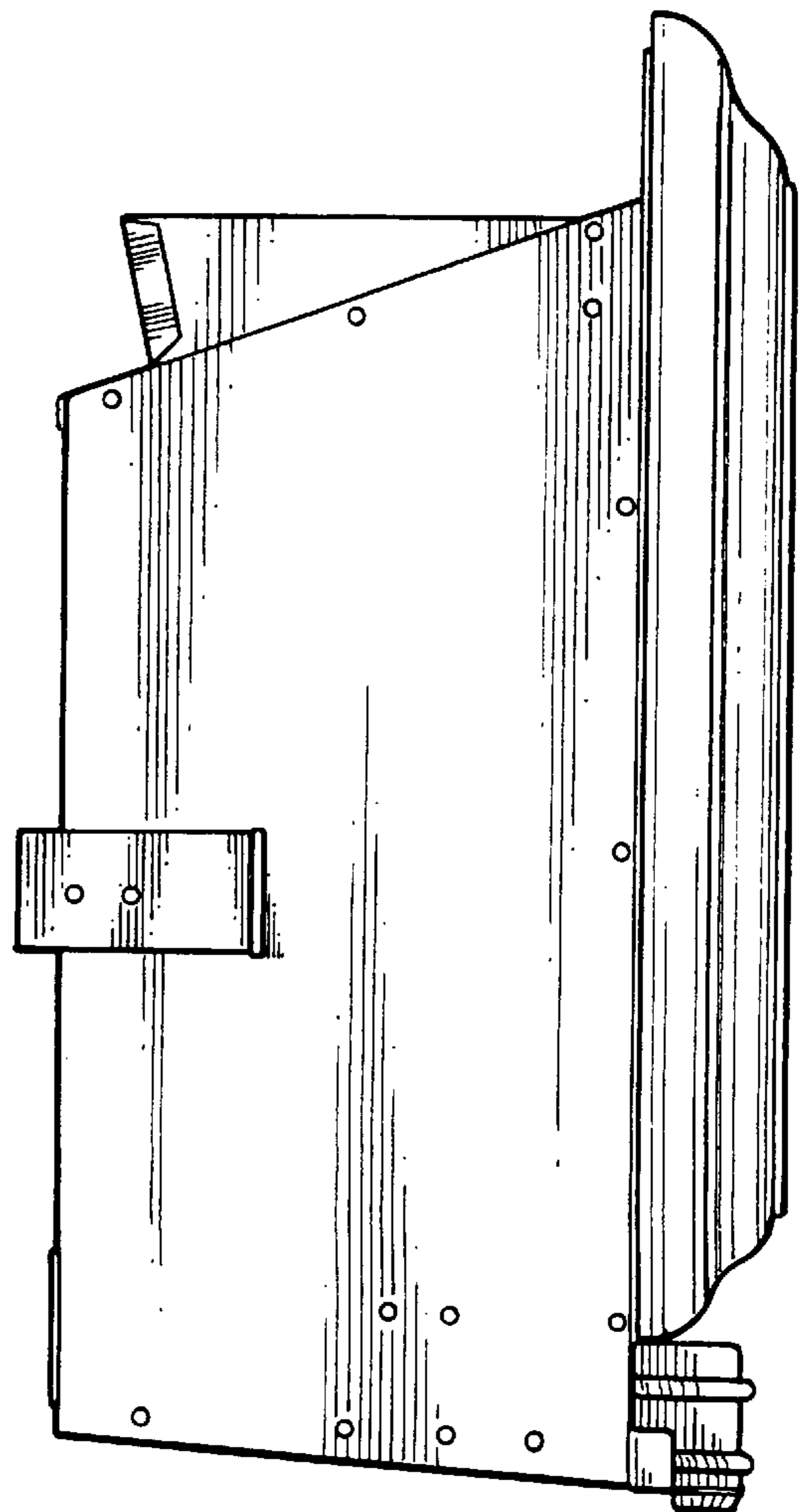


FIG. 4