



US00D475431S

(12) **United States Design Patent**
Rae

(10) **Patent No.:** **US D475,431 S**

(45) **Date of Patent:** **** Jun. 3, 2003**

(54) **KNIFE BLADE**

(76) Inventor: **Kit Rae**, 2841 Yaberry Edge La.,
Kodak, TN (US) 37764

(**) Term: **14 Years**

(21) Appl. No.: **29/173,784**

(22) Filed: **Jan. 7, 2003**

(51) **LOC (7) Cl.** **22-02**

(52) **U.S. Cl.** **D22/118**

(58) **Field of Search** D22/117, 118,
D22/120; D21/568; D8/95, 98, 99; 30/295,
151, 294, 346, 340, 342

(56) **References Cited**

U.S. PATENT DOCUMENTS

D156,070 S	*	11/1949	Brooks	D22/118
D360,013 S	*	7/1995	Collins	D22/118
D379,211 S	*	5/1997	Thompson	D22/118

* cited by examiner

Primary Examiner—Catherine R. Oliver
(74) *Attorney, Agent, or Firm*—Needle & Rosenberg, PC.

(57) **CLAIM**


The ornamental design for a knife blade, as shown and described.

DESCRIPTION

FIG. 1 is a left side elevational view of a knife blade with the knife handle depicted in phantom lines which forms no part of the claimed design for this invention, the right, opposite side of which is a mirror image thereof;
FIG. 2 is a top plan view of the knife blade of FIG. 1;
FIG. 3 is a bottom plan view of the knife blade of FIG. 1;
FIG. 4 is a front elevational view of the knife blade of FIG. 1; and,
FIG. 5 is a rear elevational view of the knife blade of FIG. 1.

The broken lines shown are for illustrative purposes only and form no part of the claimed design.

1 Claim, 3 Drawing Sheets



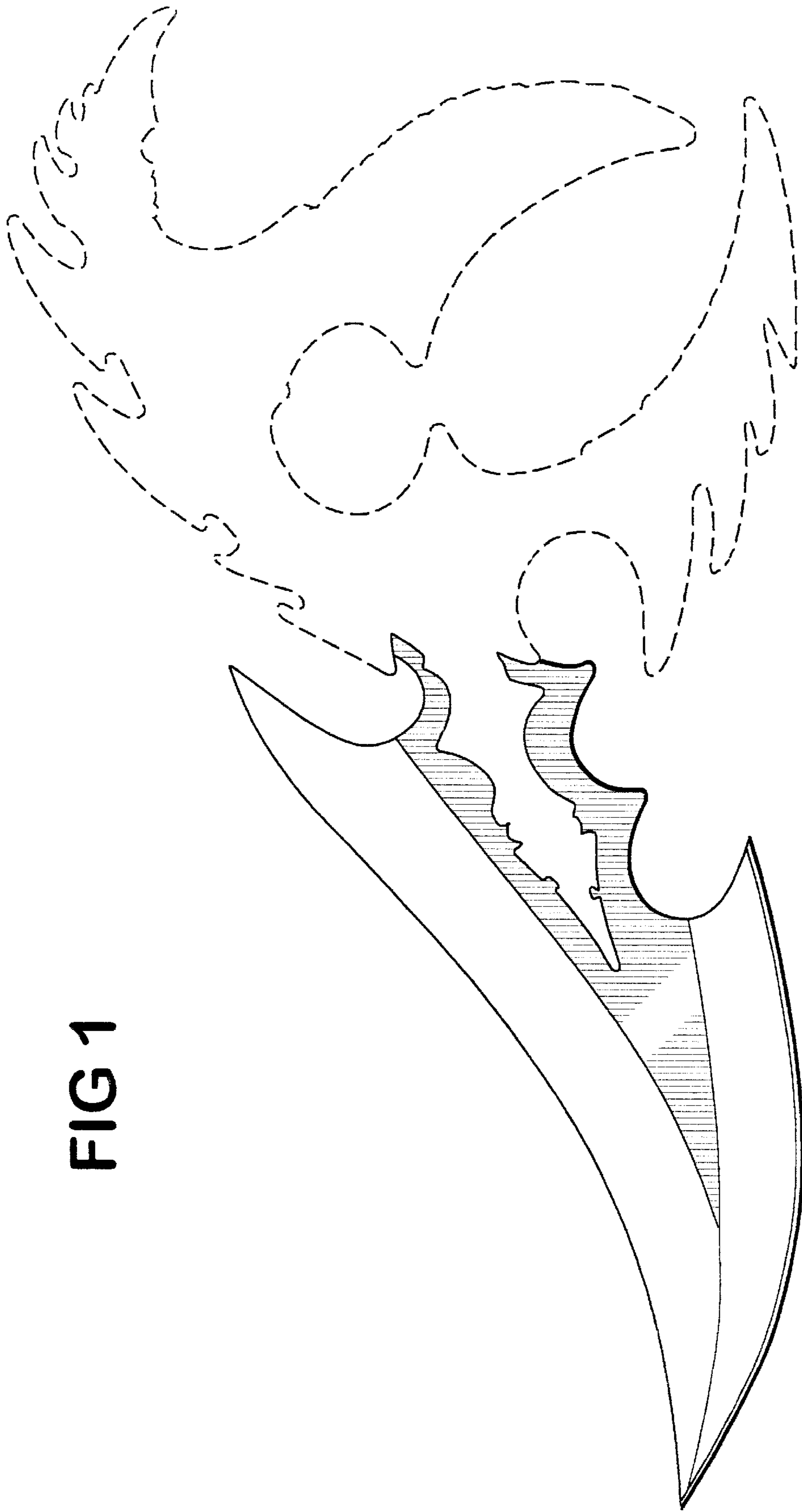


FIG 1

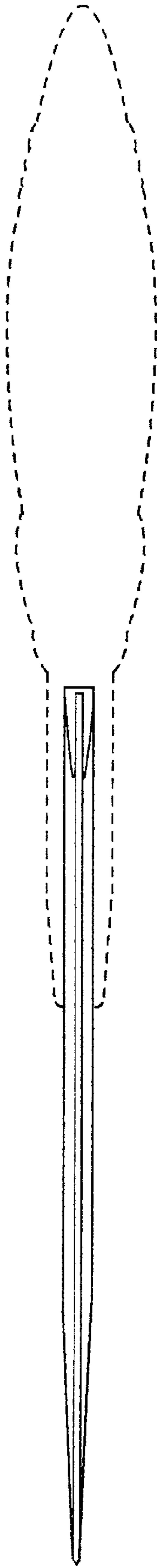


FIG 2

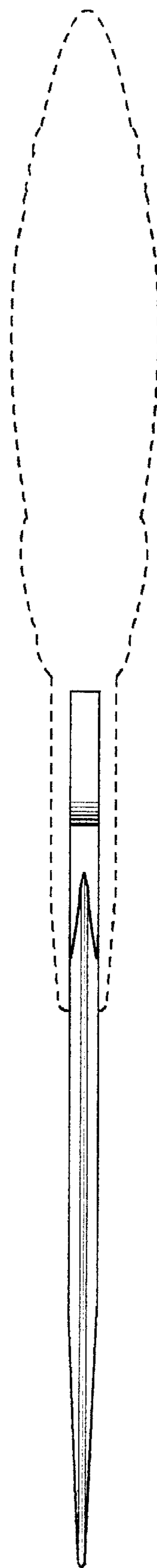


FIG 3

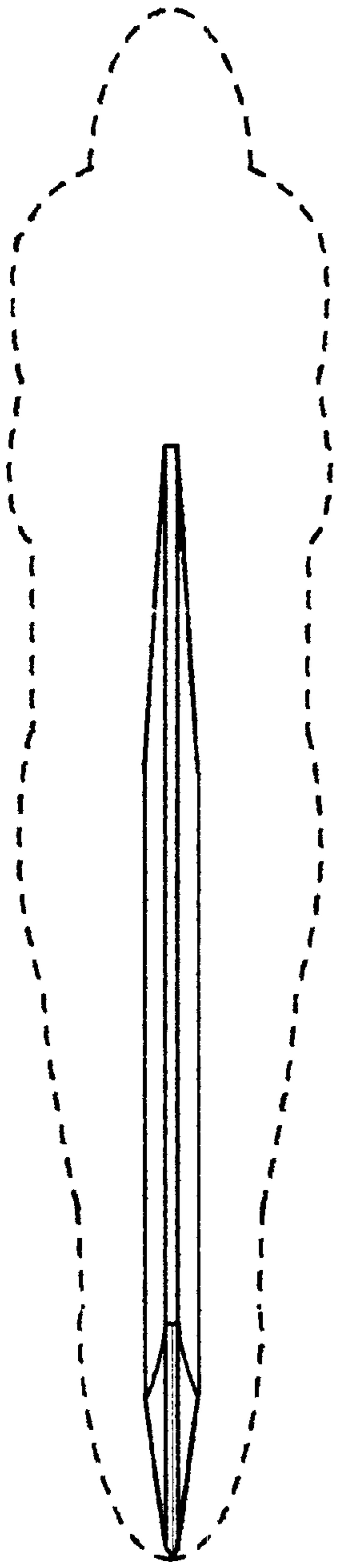


FIG 4

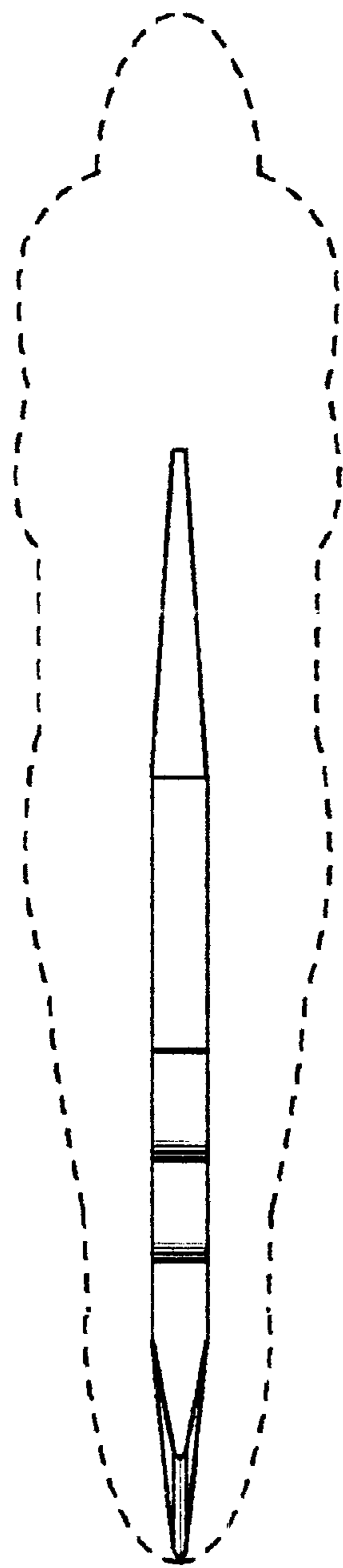


FIG 5