



US00D475425S

(12) **United States Design Patent**
Larsen

(10) **Patent No.:** **US D475,425 S**

(45) **Date of Patent:** **** Jun. 3, 2003**

(54) **CRICKET BAT HANDLE**

(75) Inventor: **Thomas G. Larsen**, Oakville (CA)

(73) Assignee: **Wavex Corporation**, Toronto (CA)

(**) Term: **14 Years**

(21) Appl. No.: **29/157,742**

(22) Filed: **Mar. 25, 2002**

(51) **LOC (7) Cl.** **21-02**

(52) **U.S. Cl.** **D21/725**

(58) **Field of Search** D21/722, 723,
D21/725, 756, 731; 473/565, 527, 204,
592

(56) **References Cited**

U.S. PATENT DOCUMENTS

1,387,946 A	*	8/1921	Rutherford et al.	473/592
D266,686 S	*	10/1982	Dretzke	D21/722
D268,123 S	*	3/1983	Dretzke	D21/725
D378,843 S	*	4/1997	Laforest	D21/725
D397,385 S	*	8/1998	LaBorder et al.	D21/725
D443,662 S	*	6/2001	Udwin et al.	D21/725

* cited by examiner

Primary Examiner—Mitchell Siegel

(74) *Attorney, Agent, or Firm*—Maria Parrish Tungol

(57) **CLAIM**

The ornamental designs for a cricket bat handle, as shown and described.

DESCRIPTION

FIG. 1 is a perspective view of a cricket bat handle showing my new design;

FIG. 2 is a front elevational view thereof;

FIG. 3 is a side elevational view thereof;

The rear side of the cricket bat handle is identical to the front side;

The left side of the cricket bat handle is identical to the right side;

FIG. 4 is a top plan view thereof; and,

FIG. 5 is a bottom plan view thereof.

The broken line showing of the cricket bat handle is for illustrative purposes only and forms no part of the claimed design.

1 Claim, 2 Drawing Sheets

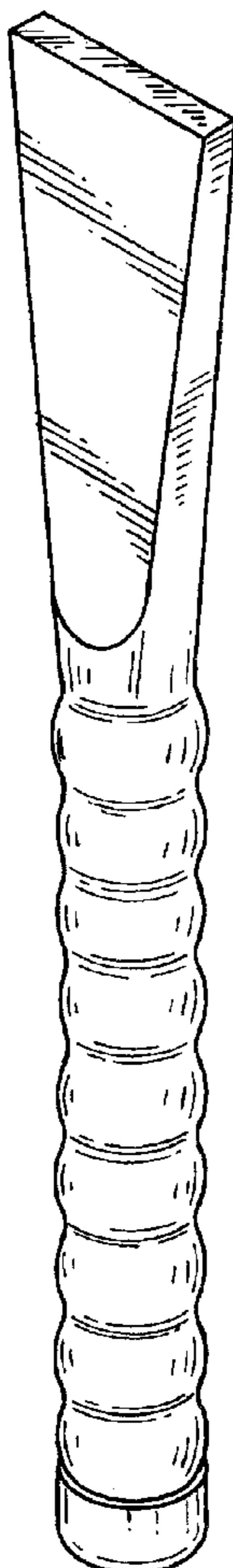
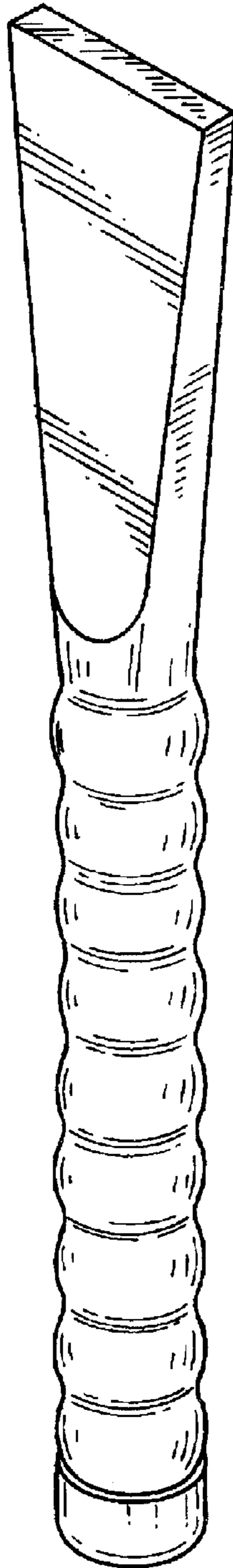


FIG. 1



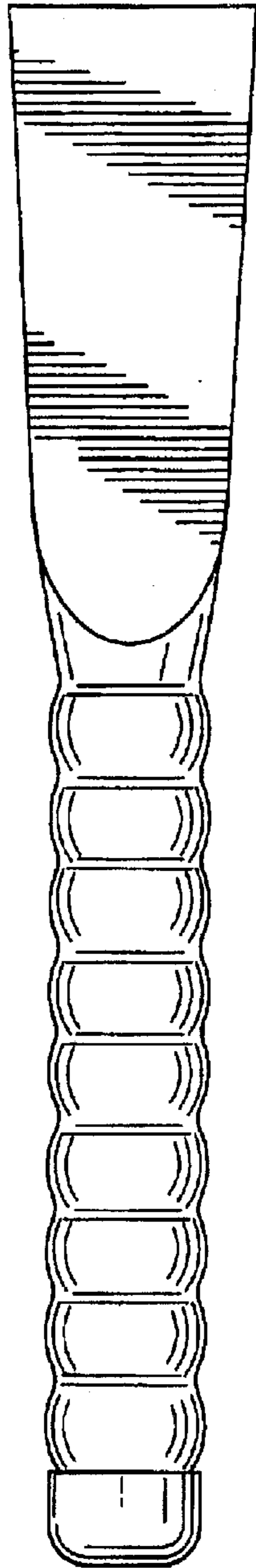


FIG. 2




FIG. 3

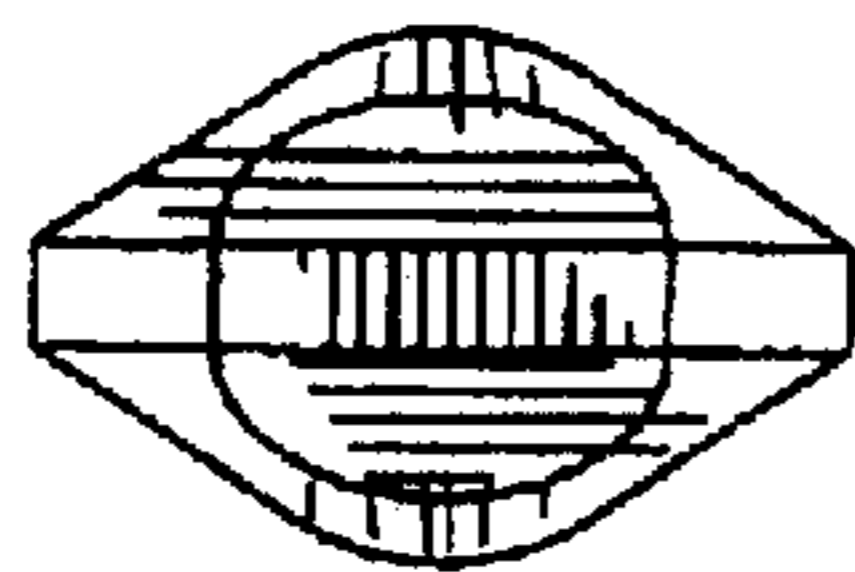


FIG. 4



FIG. 5